


Order No.: 51MX10DC35WB | **GTIN (EAN):** 4058352907085

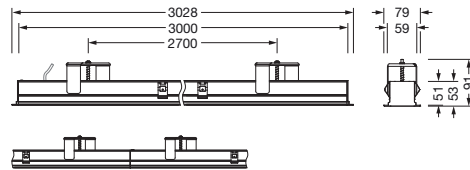
Product description: Sil21,opal,6000lm830,DA2,L3028,wh,rec



Silica® 21, office luminaire, primary optical cover: cover, of PMMA, opal, light emission: direct distribution, primary light characteristic: symmetric, installation type: recessed, LED, rated luminous flux: 6.000lm, luminous efficacy: 141lm/W, light colour: 830, colour temperature: 3000K, with terminal, 3+2-pole, max. 2.5mm², mains connection: 220..240V, AC, 50/60Hz, rated input power: 42.6W, luminaire housing, of aluminium, traffic white (RAL 9016), length: 3.028mm, width: 79mm, height: 53mm, protection rating (complete): IP20, insulation class (complete): insulation class I (protective earthing), certification: CE, permissible operating ambient temperature: 0..+35°C, standard: EN 50419, packaging unit: 1 piece

IP 20  

| | |
|-------------|---------------|
| Lamps: | LED |
| Wt. (kg): | 6.0 |
| GTIN (EAN): | 4058352907085 |




It is mandatory that the assembly instructions must be observed when planning and installing the electrical installation (to be found at www.siteco.com)

Tolerances related to thermal, electrical and photometric data according to IEC 62722

Issued 05.07.2024 - Modifications and errors subject to change - Ensure that you always use the latest version -

Order No.: 51MX10DC35WB | **GTIN (EAN):** 4058352907085

Detailed technical description: Sil21,opal,6000lm830,DA2,L3028,wh,rec



Key data

- Product type: office luminaire
- Product name: Silica® 21
- Order No.: 51MX10DC35WB

Lighting technology | Lamps | Control gear

Component 1

Lighting technology:

- Cover: cover, opal
- Beam angle: extremely wide distribution
- Symmetry: symmetric
- Light emission: direct distribution
- UGR viewing direction along longitudinal luminaire axis: ≤ 22
- UGR viewing direction along lateral luminaire axis: ≤ 22

Lamps:

- Lamps: with LED
- Rated luminous flux: 6000lm
- Luminous efficacy: 141lm/W
- Colour temperature: 3000K
- Colour rendering index: CRI > 80
- Light colour: 830
- SDCM (Standard Deviation of Colour Matching): MacAdam ≤ 3 SDCM (initial)
- Rated input power: 42.6W

Operating device:

- Control: DALI 2

Certificates, Standards

- Protection rating: IP20
- Insulation class: insulation class I (protective earthing)
- Temperature range (operation): 0..+35°C
- Standard: EN 50419
- Certification, designation: CE

Material, Colour

- luminaire housing: aluminium, traffic white (RAL 9016)
- Colour specification: traffic white (RAL 9016)
- Cover: cover of PMMA

Mounting

- Mounting method, mounting location: recessed, in the ceiling
- Arrangement: single arrangement

Electrical connection

- Connection: terminal, 3+2-pole, max. 2.5mm²
- Nominal voltage: 220..240V, 50/60Hz, AC

Dimensions, Weight

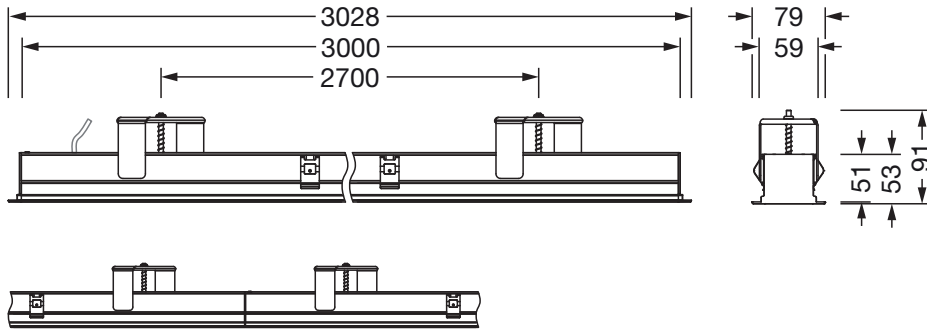
- Length: 3028mm
- Width: 79mm
- Height: 53mm
- Weight: 6.0kg

Service life

- Rated service life: 70000h (L80/B50) at AT = 25°C, 50000h (L85/B50) at AT = 25°C

Order No.: 51MX10DC35WB | GTIN (EAN): 4058352907085

Dimensions: Sil21,opal,6000lm830,DA2,L3028,wh,rec



It is mandatory that the assembly instructions must be observed when planning and installing the electrical installation (to be found at www.siteco.com)

Tolerances related to thermal, electrical and photometric data according to IEC 62722

Issued 05.07.2024 - Modifications and errors subject to change - Ensure that you always use the latest version -