

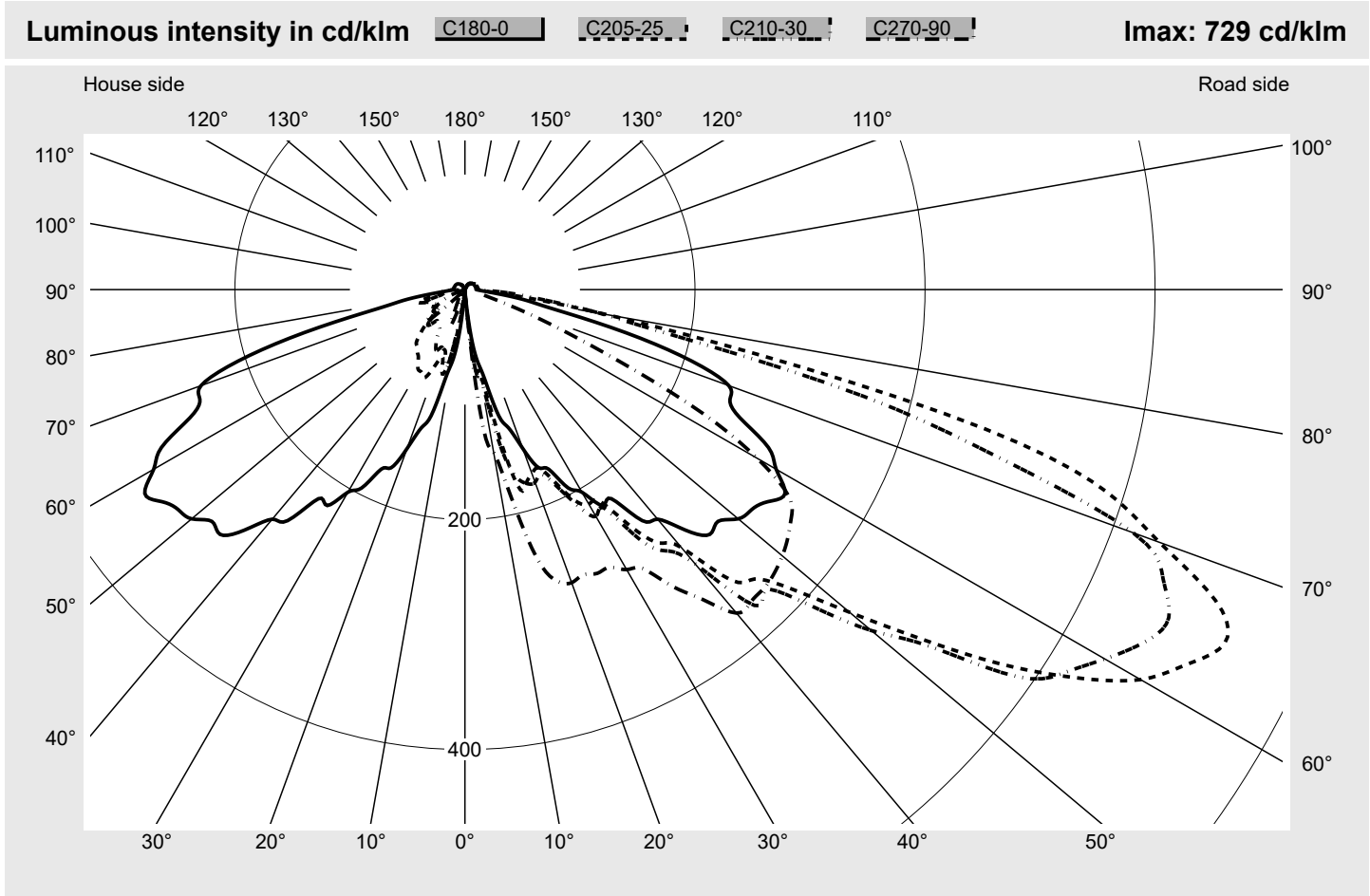


# Photometric test report

<b>Family</b> DL 11 iQ	<b>Order number</b> 5XA5565EW14HP00022 + 5XA54000XBL	<b>LP number</b> 59425_88
	<b>Version</b>	post-top- or mounting to wall arm, shielding on building side, Smart Interface up
	<b>Optic</b>	asymmetric, wide distribution (ST1.2a)
	<b>Cover</b>	cover transparent, PMMA
	<b>Lamps</b>	LED 3000 K   CRI ≥ 70
	<b>Controlgear</b>	EVG SITECO iQ - Smart Interface
<b>Rated values</b>	Net luminous flux = 4770 lm Power consumption = 33.5 W Luminous efficacy = 142.4 lm/W	
		<b>serial documentation</b> 18.03.2024
		



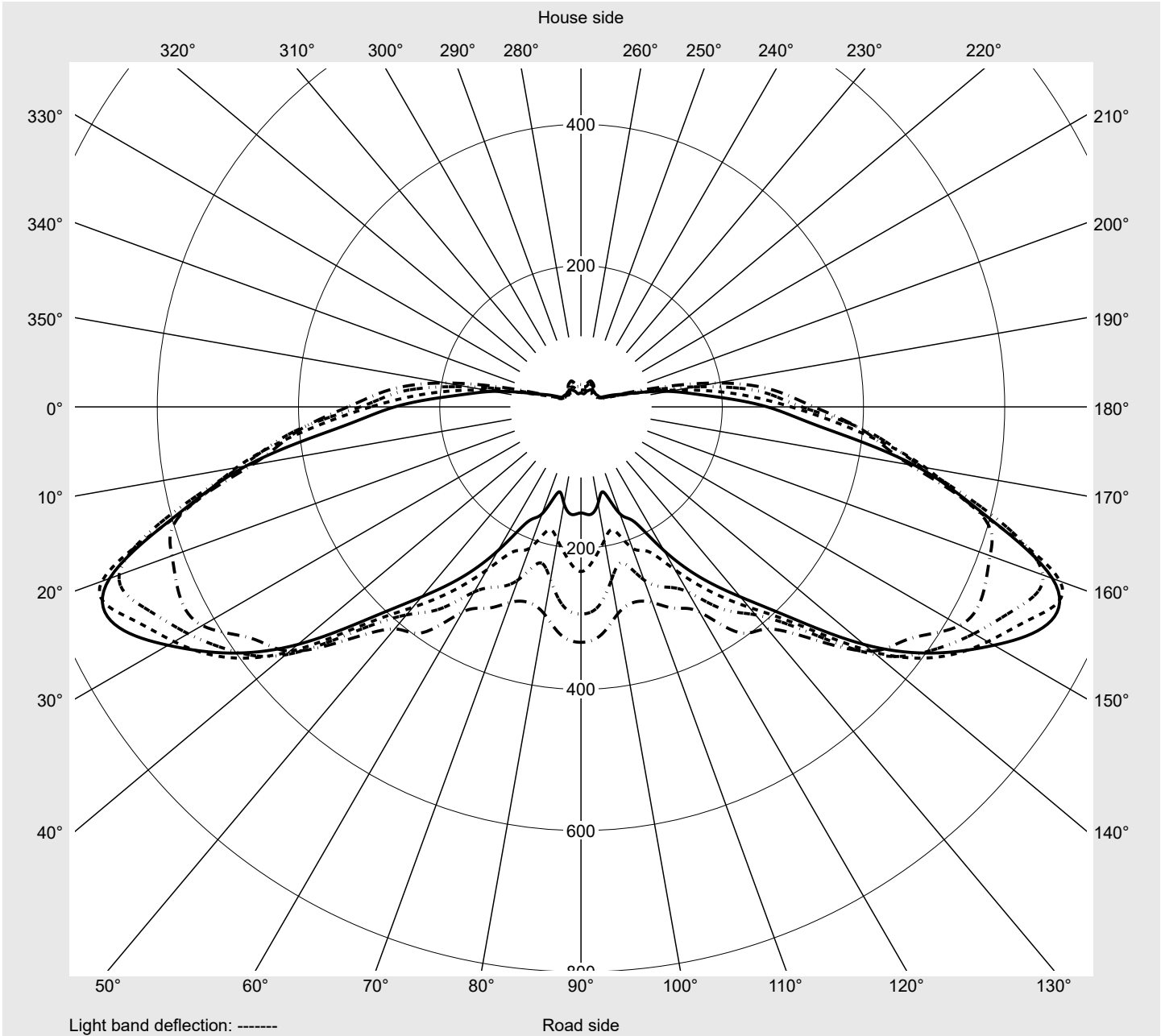
Luminaire output ratios	
Eta	100.0%
Eta 0° - 90°	95.9%
Eta 90° - 180°	4.1%
Measurement conditions	
DIN EN 13032 and DIN 5032	

Luminous intensity class acc. to EN13201-2	
Class:	G1
Imax 70°	642.6
Imax 80°	150.2
Imax 90°	11.9
Imax >90°	11.6
Imax >95°	11.6

**Photometric test report**

<b>Family</b> DL 11 iQ	<b>Order number</b> 5XA5565EW14HP00022 + 5XA54000XBL	<b>LP number</b> 59425_88
---------------------------	---	------------------------------

<b>Envelope curve in cd/klm</b>	<b>KMK 65°</b>	<b>KMK 62,5°</b>	<b>KMK 60°</b>	<b>KMK 57,5°</b>	<b>siteco</b>
---------------------------------	----------------	------------------	----------------	------------------	---------------



## Photometric test report

<b>Family</b> DL 11 iQ	<b>Order number</b> 5XA5565EW14HP00022 + 5XA54000XBL	<b>LP number</b> 59425_88
<b>Table of values for luminous intensities</b>		<b>Maximum luminous intensity</b>
		<b>siteco</b>

C-planes	0° 180°	5° 175°	10° 170°	15° 165°	20° 160°	25° 155°	30° 150°	35° 145°	40° 140°	45° 135°	50° 130°	55° 125°	60° 120°
$\gamma$	Luminous intensity in cd/klm												
0,0°	4.1	4.1	4.1	4.1	4.1	4.1	4.1	4.1	4.1	4.1	4.1	4.1	4.1
2,5°	4.0	4.0	4.1	4.1	4.5	4.5	4.6	4.8	5.0	5.1	5.3	5.5	5.6
5,0°	8.6	9.9	11.2	13.1	14.9	17.0	19.5	21.8	24.1	25.8	26.6	27.0	27.8
7,5°	40.9	50.4	56.9	63.5	69.1	71.0	70.3	69.6	69.0	69.6	72.1	77.9	83.7
10,0°	63.8	63.2	65.2	69.3	74.1	74.4	74.6	79.4	89.6	99.9	112.0	123.2	130.7
12,5°	80.4	82.9	86.7	91.3	106.4	113.5	133.3	149.2	158.0	155.5	152.5	155.1	159.9
15,0°	113.6	119.1	133.3	145.2	161.9	175.8	167.2	172.3	177.3	176.5	175.0	178.0	184.4
17,5°	126.0	142.1	174.5	165.9	173.7	177.0	176.6	186.6	187.6	195.2	196.2	197.3	199.8
20,0°	147.0	152.0	165.7	165.4	171.4	170.4	178.3	177.5	178.1	187.1	192.2	197.0	204.8
22,5°	167.7	170.9	177.8	175.0	173.5	167.9	173.7	180.6	186.6	192.2	199.0	208.1	219.0
25,0°	172.3	171.9	185.2	193.4	190.7	184.4	188.6	195.8	200.3	206.9	214.5	222.3	237.2
27,5°	194.5	195.3	197.8	199.0	201.8	206.6	211.2	218.3	213.7	226.9	238.5	246.3	257.4
30,0°	203.4	209.6	215.0	208.9	214.2	215.5	227.8	243.0	248.4	250.7	264.0	275.7	285.5
32,5°	222.6	219.8	215.5	215.4	210.6	218.2	225.3	238.5	261.8	274.6	288.5	290.9	306.0
35,0°	222.0	231.6	239.2	240.2	231.4	251.4	265.5	281.2	297.4	314.6	320.4	323.4	331.0
37,5°	253.2	256.7	257.4	257.4	260.2	277.9	286.3	306.3	322.4	333.1	352.5	349.8	355.3
40,0°	260.7	261.3	269.4	268.8	270.3	292.8	311.3	335.9	343.0	364.5	370.7	377.4	389.2
42,5°	283.7	283.7	292.8	296.1	317.7	342.7	372.5	386.5	394.3	411.5	410.2	403.1	400.4
45,0°	301.0	298.4	310.3	307.8	319.2	355.9	369.5	402.4	419.3	435.3	442.1	421.6	419.6
47,5°	298.4	295.9	318.6	331.0	348.3	385.4	405.7	438.6	442.3	440.6	446.9	433.3	428.1
50,0°	310.1	326.3	356.8	383.4	382.6	436.5	461.3	473.2	457.0	447.6	443.9	427.4	417.6
52,5°	314.3	357.4	382.1	464.1	456.2	498.2	509.8	507.8	482.6	465.1	443.4	428.2	399.1
55,0°	321.5	386.0	413.2	520.7	542.2	567.0	587.2	541.4	521.5	470.9	433.8	415.3	360.1
57,5°	330.0	404.2	473.0	586.0	616.4	627.9	619.3	571.0	538.2	465.6	410.5	390.2	335.4
60,0°	312.4	409.5	489.9	608.0	696.0	678.3	642.4	602.6	546.3	448.4	384.6	349.7	302.7
62,5°	297.6	393.0	495.5	589.2	722.0	706.6	665.1	617.6	539.7	436.7	370.7	318.9	266.5
65,0°	263.8	345.9	481.5	593.0	710.4	728.6	675.2	607.8	523.5	423.4	351.3	294.9	234.9
67,5°	249.4	304.0	438.0	553.9	690.7	706.3	657.0	591.5	495.9	393.7	327.8	266.0	198.6
70,0°	244.1	320.5	436.3	547.3	631.2	642.6	618.3	523.8	437.2	354.9	294.2	233.9	170.0
72,5°	206.7	321.2	378.3	518.4	592.5	585.0	488.6	442.1	353.0	281.0	224.9	180.3	142.7
75,0°	144.9	254.2	323.7	447.9	476.0	468.2	359.4	314.6	224.8	185.2	174.8	160.4	131.0
77,5°	80.9	145.2	212.5	286.0	316.1	262.0	192.0	169.4	143.1	125.0	125.9	124.9	113.0
80,0°	54.6	73.6	106.5	132.7	150.2	124.5	120.1	129.3	99.2	70.3	53.4	46.3	53.1
82,5°	31.4	39.5	44.3	57.2	65.2	54.3	70.6	90.5	73.3	44.7	25.8	21.2	15.5
85,0°	17.7	19.2	17.5	17.4	16.4	21.7	43.5	52.9	39.0	23.5	16.5	14.4	12.7
87,5°	12.4	12.4	12.6	13.1	13.9	16.2	20.8	21.5	16.4	12.7	12.7	12.1	11.7
90,0°	9.9	10.4	10.8	11.1	11.4	11.6	11.6	11.6	11.6	11.4	11.6	11.4	11.4
92,5°	9.8	10.3	10.8	11.1	11.2	11.4	11.4	11.6	11.4	11.4	11.4	11.4	11.2
95,0°	9.8	10.1	10.4	10.8	11.1	11.4	11.4	11.4	11.4	11.4	11.4	11.2	11.2
97,5°	9.8	10.1	10.4	10.8	11.1	11.1	11.4	11.4	11.4	11.2	11.2	11.2	11.2
100,0°	9.8	9.9	10.3	10.6	10.9	11.1	11.1	11.1	11.2	11.2	11.2	11.1	11.2
102,5°	9.4	9.8	10.1	10.4	10.8	11.1	11.1	11.1	11.1	11.1	11.2	11.1	11.2
105,0°	9.4	9.8	9.9	10.3	10.8	10.8	11.1	11.1	11.1	11.1	10.9	10.9	10.9
107,5°	9.3	9.4	9.8	10.1	10.4	10.8	10.8	10.8	10.8	10.8	10.9	10.9	10.9
110,0°	9.3	9.4	9.6	9.8	10.3	10.4	10.6	10.8	10.8	10.8	10.6	10.6	10.6
112,5°	9.1	9.4	9.4	9.8	10.1	10.3	10.4	10.4	10.4	10.4	10.6	10.4	10.6

## Photometric test report

<b>Family</b> DL 11 iQ	<b>Order number</b> 5XA5565EW14HP00022 + 5XA54000XBL	<b>LP number</b> 59425_88
<b>Table of values for luminous intensities</b>		<b>Maximum luminous intensity</b>
		<b>siteco</b>

C-planes	65° 115°	70° 110°	75° 105°	80° 100°	85° 95°	90°	185° 355°	190° 350°	195° 345°	200° 340°	205° 335°	210° 330°	215° 325°
γ	Luminous intensity in cd/klm												
0,0°	4.1	4.1	4.1	4.1	4.1	4.1	4.1	4.1	4.1	4.1	4.1	4.1	4.1
2,5°	5.6	5.8	6.0	6.3	6.3	6.3	4.0	4.0	4.0	3.8	3.8	4.0	4.0
5,0°	27.6	26.8	25.8	24.6	23.2	23.2	7.8	7.3	6.3	5.6	5.5	5.1	5.0
7,5°	93.8	102.9	110.2	112.8	120.4	120.4	38.0	27.1	21.3	14.1	10.9	7.3	6.0
10,0°	138.6	142.4	143.9	144.9	143.1	143.2	66.0	65.8	64.0	55.1	39.2	26.0	17.4
12,5°	169.0	176.5	184.8	188.7	185.7	183.6	75.1	71.9	69.8	66.2	64.7	65.3	58.1
15,0°	198.1	213.7	226.3	232.9	237.0	241.8	106.5	89.0	85.2	77.1	75.9	66.2	56.4
17,5°	209.9	223.1	240.0	254.4	263.5	265.6	111.0	93.5	82.9	70.1	63.7	56.6	50.0
20,0°	214.4	231.1	245.3	260.7	270.4	271.3	133.5	116.6	100.1	84.7	64.2	54.9	41.8
22,5°	221.5	229.1	245.3	259.5	262.3	268.6	154.8	139.6	117.3	101.9	76.6	54.3	35.6
25,0°	245.6	249.8	259.5	267.5	271.8	272.2	159.1	147.9	122.9	101.6	84.7	58.4	40.2
27,5°	265.0	271.9	276.2	276.2	274.4	272.2	174.7	158.8	134.8	101.6	81.4	54.6	33.7
30,0°	292.8	287.5	282.2	282.7	280.4	281.2	193.7	170.2	141.3	109.7	80.7	49.0	30.9
32,5°	307.8	305.3	294.2	292.6	287.5	287.8	205.8	184.3	148.0	110.0	76.1	41.4	28.6
35,0°	331.8	320.4	310.3	311.1	312.1	315.3	211.9	183.9	146.9	111.0	70.6	39.4	27.6
37,5°	357.9	359.1	344.4	337.3	336.9	339.7	242.3	207.2	165.1	121.4	68.1	38.0	29.3
40,0°	390.8	381.1	351.8	347.0	354.8	367.2	253.6	214.4	161.6	117.6	64.5	37.0	31.3
42,5°	406.2	388.0	355.3	359.6	366.7	368.2	262.5	216.8	163.4	110.3	62.5	36.9	33.9
45,0°	415.0	391.2	354.8	360.2	366.7	367.5	291.4	239.0	173.7	106.2	55.4	43.7	41.5
47,5°	419.8	379.1	355.6	361.1	366.9	364.9	286.5	223.1	151.7	90.1	48.1	43.0	37.4
50,0°	412.0	365.5	345.5	355.6	362.9	360.2	287.3	224.4	148.0	79.7	38.4	35.9	31.1
52,5°	387.5	351.1	336.3	344.2	353.3	354.0	287.8	222.1	131.0	65.8	34.1	31.3	27.8
55,0°	352.3	329.5	321.9	328.0	344.7	346.3	287.5	216.2	115.8	56.9	32.6	27.8	25.5
57,5°	314.8	294.7	286.8	298.1	324.3	333.4	273.2	195.0	95.6	42.8	30.3	27.3	26.3
60,0°	281.5	260.8	228.7	248.6	283.5	293.4	253.7	163.2	81.0	37.0	28.6	26.3	26.6
62,5°	226.1	213.0	180.9	191.5	215.8	233.2	217.2	137.0	71.1	43.7	31.9	27.3	27.0
65,0°	180.1	161.1	125.4	138.9	153.0	150.2	180.6	126.4	74.4	49.8	33.1	29.3	28.4
67,5°	145.9	111.5	76.7	86.5	92.3	89.3	174.8	115.6	71.6	46.0	33.7	30.6	31.1
70,0°	121.7	84.9	44.0	40.7	44.0	48.6	168.0	115.1	72.3	42.2	34.1	32.1	32.7
72,5°	98.4	53.8	27.8	21.5	20.8	22.8	150.3	105.9	66.5	41.4	37.9	35.2	26.5
75,0°	78.6	27.0	19.5	16.2	15.7	15.5	104.4	78.7	60.4	41.4	42.0	29.6	16.5
77,5°	46.3	18.9	15.4	14.1	13.9	14.2	61.4	54.1	50.9	38.0	32.9	20.5	14.7
80,0°	17.9	14.6	13.6	13.2	13.4	13.6	47.5	45.8	40.4	30.6	23.2	21.0	16.0
82,5°	13.7	12.9	12.7	12.7	12.9	12.9	30.4	29.8	28.1	21.2	19.5	16.5	13.4
85,0°	12.2	12.1	12.1	12.2	12.2	12.2	17.4	18.5	19.7	21.2	19.2	16.4	11.9
87,5°	11.7	11.7	11.7	11.9	11.9	12.2	12.6	13.6	14.9	15.1	14.1	12.7	11.1
90,0°	11.6	11.6	11.6	11.7	11.6	11.9	9.4	9.3	8.8	8.3	7.8	7.3	6.6
92,5°	11.4	11.4	11.6	11.6	11.6	11.6	9.4	9.1	8.6	8.1	7.8	7.1	6.5
95,0°	11.2	11.4	11.6	11.6	11.6	11.6	9.4	9.1	8.4	8.1	7.4	7.1	6.5
97,5°	11.2	11.2	11.6	11.6	11.6	11.6	9.4	9.1	8.4	8.1	7.4	7.1	6.5
100,0°	11.2	11.2	11.2	11.6	11.6	11.6	9.4	9.1	8.4	8.1	7.4	7.1	6.5
102,5°	11.2	11.2	11.2	11.4	11.6	11.6	9.1	8.8	8.4	8.1	7.4	7.1	6.5
105,0°	10.9	11.2	11.2	11.2	11.2	11.6	9.1	8.8	8.4	8.1	7.4	6.8	6.5
107,5°	10.9	10.9	11.2	11.2	11.2	11.2	9.1	8.8	8.4	7.8	7.4	6.8	6.5
110,0°	10.8	10.9	10.9	10.9	11.1	11.2	8.9	8.8	8.4	7.8	7.4	6.8	6.3
112,5°	10.6	10.6	10.8	10.9	10.9	10.9	8.8	8.8	8.4	7.8	7.4	6.8	6.3

## Photometric test report

<b>Family</b> DL 11 iQ	<b>Order number</b> 5XA5565EW14HP00022 + 5XA54000XBL	<b>LP number</b> 59425_88
<b>Table of values for luminous intensities</b>		<b>Maximum luminous intensity</b>
		<b>sITeco</b>

C-planes	220° 320°	225° 315°	230° 310°	235° 305°	240° 300°	245° 295°	250° 290°	255° 285°	260° 280°	265° 275°	270°	Phi-zone	Total Phi-zone
γ	Luminous intensity in cd/klm											Luminous flux in lm/klm	
0,0°	4.1	4.1	4.1	4.1	4.1	4.1	4.1	4.1	4.1	4.1	4.1	0.0	0.0
2,5°	4.1	4.5	4.6	5.0	5.3	5.3	4.6	4.6	4.3	4.1	4.3	0.1	0.1
5,0°	4.8	4.6	4.3	4.0	3.6	3.6	3.6	3.5	3.5	3.5	3.3	0.3	0.4
7,5°	5.0	4.6	4.6	4.6	4.5	4.5	4.1	4.0	3.8	3.8	3.6	1.6	2.0
10,0°	11.9	8.6	6.9	5.5	4.6	4.5	4.6	4.6	4.3	4.0	4.0	3.0	5.0
12,5°	42.2	26.0	15.9	7.9	4.6	4.3	4.6	4.8	4.6	4.5	4.3	5.3	10.3
15,0°	53.9	53.8	50.6	38.7	25.3	15.9	7.3	4.8	4.1	4.0	4.0	8.1	18.5
17,5°	43.2	38.0	35.6	35.2	34.2	32.4	29.3	20.8	11.6	7.6	6.6	10.2	28.6
20,0°	33.4	29.4	28.4	26.8	25.6	24.3	23.8	23.8	24.1	27.5	27.5	11.8	40.4
22,5°	27.5	24.3	23.0	20.7	19.8	19.2	20.5	20.2	22.8	30.8	32.1	13.6	54.0
25,0°	29.9	23.3	19.7	18.4	17.0	17.2	22.2	18.5	18.4	22.5	22.5	15.9	69.9
27,5°	27.5	22.3	19.0	17.2	15.4	15.5	18.5	14.9	14.1	16.5	16.5	18.4	88.3
30,0°	26.8	22.8	19.2	17.4	15.7	14.7	15.7	13.1	11.6	13.1	12.9	21.2	109.5
32,5°	25.3	22.3	19.2	17.2	15.1	13.6	13.6	11.6	10.1	10.9	10.9	23.6	133.2
35,0°	25.5	22.3	18.9	17.4	14.9	13.4	12.2	10.6	9.1	9.4	9.6	27.3	160.4
37,5°	24.8	21.7	18.7	16.9	14.6	12.7	11.2	9.6	8.3	8.4	8.6	31.5	191.9
40,0°	27.8	23.0	19.4	16.2	15.1	12.9	10.8	8.8	7.8	7.4	7.6	35.0	227.0
42,5°	31.6	26.3	20.5	18.0	15.9	15.1	11.2	8.9	6.8	6.3	6.0	39.6	266.6
45,0°	32.3	25.1	22.3	22.3	21.7	20.7	19.7	15.1	9.8	6.0	3.3	43.2	309.8
47,5°	31.9	25.6	26.5	30.3	31.8	30.3	28.4	25.5	24.6	15.2	15.2	46.2	356.0
50,0°	27.3	25.5	28.4	33.7	37.5	37.9	37.7	36.4	34.9	36.4	44.0	49.9	405.9
52,5°	25.1	24.1	27.0	33.2	39.2	41.0	42.0	42.8	46.1	40.2	34.7	53.4	459.3
55,0°	24.0	23.0	26.5	33.9	42.7	45.8	43.2	38.5	34.7	34.4	33.4	56.5	515.8
57,5°	25.1	24.8	26.5	31.3	35.9	38.0	39.0	34.9	32.4	32.1	31.8	58.3	574.1
60,0°	25.5	23.8	24.1	28.6	33.7	34.4	35.1	30.3	29.1	28.8	28.8	58.3	632.4
62,5°	26.0	24.5	26.0	28.1	31.3	31.1	29.3	25.3	24.1	24.1	23.5	56.7	689.1
65,0°	27.6	28.0	28.4	28.3	28.0	25.6	23.2	19.8	18.9	19.5	19.5	54.2	743.3
67,5°	30.6	29.9	25.3	18.9	19.8	17.2	15.9	14.6	14.6	14.9	14.6	50.2	793.5
70,0°	31.6	16.2	12.6	14.2	13.6	12.7	11.6	9.9	9.1	8.4	8.3	46.2	839.7
72,5°	14.1	10.3	10.1	10.4	9.3	8.9	8.6	7.9	6.3	4.8	4.6	40.0	879.7
75,0°	12.7	9.9	8.3	7.4	6.8	6.3	6.0	5.3	4.0	3.3	3.0	31.4	911.1
77,5°	11.2	9.4	7.1	6.1	5.5	5.0	4.1	3.5	3.0	2.6	2.6	20.4	931.5
80,0°	11.2	8.6	6.6	5.6	4.8	4.1	3.5	3.1	2.8	2.5	2.3	11.8	943.3
82,5°	11.1	8.1	6.0	5.1	4.5	4.0	3.3	3.0	2.6	2.3	2.3	6.9	950.2
85,0°	8.9	7.1	5.8	5.0	4.3	3.6	3.1	2.8	2.5	2.3	2.3	4.2	954.4
87,5°	8.6	6.5	5.5	4.6	4.0	3.6	3.1	2.8	2.5	2.3	2.3	3.0	957.4
90,0°	6.1	5.6	5.0	4.5	4.0	3.5	3.0	2.8	2.3	2.3	2.3	2.3	959.7
92,5°	6.0	5.5	5.0	4.3	4.0	3.5	3.0	2.8	2.3	2.3	2.3	2.3	962.0
95,0°	6.0	5.3	5.0	4.3	4.0	3.5	3.0	2.6	2.3	2.3	2.3	2.3	964.3
97,5°	6.0	5.3	4.8	4.3	4.0	3.3	3.0	2.8	2.3	2.3	2.3	2.3	966.6
100,0°	6.0	5.5	4.8	4.3	4.0	3.6	3.0	2.8	2.5	2.3	2.3	2.2	968.8
102,5°	6.0	5.5	4.8	4.3	4.0	3.6	3.0	2.8	2.6	2.5	2.3	2.2	971.1
105,0°	5.8	5.3	4.8	4.3	4.0	3.6	3.1	2.8	2.6	2.3	2.6	2.2	973.2
107,5°	5.8	5.3	4.8	4.3	4.0	3.6	3.1	2.8	2.6	2.5	2.3	2.1	975.3
110,0°	5.8	5.3	4.8	4.3	4.0	3.6	3.1	2.8	2.6	2.6	2.6	2.1	977.4
112,5°	5.8	5.3	4.8	4.3	4.0	3.6	3.1	3.0	2.6	2.6	2.6	2.0	979.4

## Photometric test report

<b>Family</b> DL 11 iQ	<b>Order number</b> 5XA5565EW14HP00022 + 5XA54000XBL	<b>LP number</b> 59425_88
<b>Table of values for luminous intensities</b>		<b>Maximum luminous intensity</b>
		<b>siteco</b>

C-planes	0° 180°	5° 175°	10° 170°	15° 165°	20° 160°	25° 155°	30° 150°	35° 145°	40° 140°	45° 135°	50° 130°	55° 125°	60° 120°
$\gamma$	Luminous intensity in cd/klm												
115,0°	9.1	9.1	9.4	9.4	9.8	10.1	10.1	10.1	10.3	10.3	10.3	10.3	10.3
117,5°	8.9	9.1	9.1	9.4	9.4	9.8	9.8	9.8	9.9	10.1	9.9	9.9	9.9
120,0°	8.8	8.9	9.1	9.1	9.4	9.4	9.6	9.6	9.6	9.6	9.8	9.6	9.8
122,5°	8.6	8.8	8.8	8.9	9.1	9.1	9.1	9.3	9.3	9.3	9.3	9.3	9.4
125,0°	8.4	8.4	8.6	8.6	8.8	8.8	8.8	8.9	8.9	8.9	8.9	8.9	8.9
127,5°	8.1	8.3	8.4	8.3	8.4	8.4	8.4	8.6	8.6	8.6	8.6	8.6	8.6
130,0°	7.8	7.9	7.9	7.9	8.1	8.1	8.1	8.3	8.3	8.3	8.3	8.3	8.3
132,5°	7.3	7.4	7.6	7.6	7.6	7.8	7.6	7.8	7.9	7.9	7.9	7.9	7.9
135,0°	6.9	6.9	7.1	7.3	7.3	7.3	7.3	7.4	7.4	7.6	7.6	7.6	7.6
137,5°	6.5	6.6	6.8	6.8	6.9	6.9	6.9	7.1	7.3	7.1	7.3	7.3	7.3
140,0°	6.1	6.1	6.3	6.3	6.5	6.6	6.6	6.6	6.6	6.8	6.9	6.9	6.9
142,5°	5.8	5.8	6.0	6.0	6.1	6.3	6.3	6.3	6.3	6.5	6.6	6.6	6.6
145,0°	5.3	5.5	5.6	5.6	5.8	5.8	6.0	6.0	6.0	6.1	6.3	6.3	6.3
147,5°	5.0	5.0	5.3	5.3	5.3	5.5	5.5	5.6	5.6	5.6	5.8	6.0	6.0
150,0°	4.3	4.5	4.6	4.6	4.8	5.0	5.0	5.0	5.1	5.3	5.3	5.3	5.3
152,5°	3.6	4.0	4.0	4.0	4.0	4.3	4.3	4.3	4.3	4.3	4.6	4.6	4.6
155,0°	3.0	3.0	3.1	3.1	3.3	3.3	3.3	3.5	3.5	3.6	3.6	3.6	3.6
157,5°	2.2	2.3	2.3	2.3	2.3	2.3	2.3	2.3	2.5	2.5	2.5	2.6	2.6
160,0°	1.7	1.7	1.7	1.7	1.7	1.7	1.7	1.7	1.7	1.7	1.8	1.7	1.7
162,5°	1.5	1.7	1.7	1.3	1.5	1.5	1.3	1.3	1.3	1.3	1.3	1.3	1.3
165,0°	1.3	1.3	1.3	1.3	1.3	1.3	1.3	1.3	1.3	1.3	1.3	1.3	1.3
167,5°	1.3	1.3	1.3	1.3	1.7	1.3	1.3	1.3	1.3	1.3	1.3	1.3	1.3
170,0°	1.3	1.3	1.3	1.2	1.3	1.3	1.2	1.3	1.3	1.3	1.3	1.3	1.3
172,5°	0.0	0.0	0.0	0.0	0.0	0.0	0.0	0.0	0.0	0.0	0.0	0.0	0.0
175,0°	0.0	0.0	0.0	0.0	0.0	0.0	0.0	0.0	0.0	0.0	0.0	0.0	0.0
177,5°	0.0	0.0	0.0	0.0	0.0	0.0	0.0	0.0	0.0	0.0	0.0	0.0	0.0
180,0°	0.0	0.0	0.0	0.0	0.0	0.0	0.0	0.0	0.0	0.0	0.0	0.0	0.0

## Photometric test report

<b>Family</b> DL 11 iQ	<b>Order number</b> 5XA5565EW14HP00022 + 5XA54000XBL	<b>LP number</b> 59425_88
<b>Table of values for luminous intensities</b>		<b>Maximum luminous intensity</b>
		<b>sITeco</b>

C-planes	65° 115°	70° 110°	75° 105°	80° 100°	85° 95°	90°	185° 355°	190° 350°	195° 345°	200° 340°	205° 335°	210° 330°	215° 325°
$\gamma$	Luminous intensity in cd/klm												
115,0°	10.3	10.3	10.6	10.6	10.6	10.6	8.8	8.6	8.4	7.8	7.4	6.8	6.3
117,5°	10.1	10.3	10.3	10.3	10.3	10.3	8.8	8.4	8.1	7.8	7.4	6.8	6.3
120,0°	9.9	9.9	9.9	9.9	9.9	9.9	8.8	8.4	8.1	7.8	7.3	6.8	6.1
122,5°	9.4	9.6	9.4	9.4	9.4	9.6	8.4	8.3	8.1	7.6	7.1	6.8	6.1
125,0°	9.1	9.1	9.1	8.9	8.9	8.9	8.3	8.1	7.8	7.4	7.1	6.5	6.1
127,5°	8.8	8.6	8.6	8.6	8.6	8.6	7.9	7.8	7.4	7.1	6.8	6.5	6.1
130,0°	8.3	8.3	8.3	8.3	8.3	8.3	7.6	7.4	7.1	6.9	6.6	6.3	5.8
132,5°	7.9	7.9	7.9	7.9	7.9	8.3	7.3	6.9	6.8	6.6	6.3	6.0	5.5
135,0°	7.6	7.6	7.6	7.6	7.6	7.9	6.8	6.6	6.5	6.1	6.0	5.6	5.3
137,5°	7.3	7.3	7.3	7.3	7.3	7.6	6.5	6.3	6.0	5.8	5.6	5.3	5.1
140,0°	6.9	6.9	6.9	6.9	6.9	7.3	6.0	5.8	5.6	5.5	5.3	5.1	4.8
142,5°	6.6	6.6	6.6	6.6	6.6	6.6	5.6	5.5	5.3	5.1	5.0	4.8	4.5
145,0°	6.3	6.3	6.3	6.3	6.3	6.6	5.3	5.1	5.0	4.8	4.6	4.5	4.3
147,5°	6.0	6.0	6.0	6.0	6.0	6.0	5.0	4.6	4.6	4.3	4.3	4.0	4.0
150,0°	5.3	5.3	5.3	5.3	5.5	5.6	4.3	4.3	4.0	4.0	3.6	3.6	3.3
152,5°	4.6	4.6	4.6	4.6	4.6	4.6	3.6	3.6	3.3	3.3	3.0	3.0	3.0
155,0°	3.6	3.6	3.6	3.6	3.6	3.6	2.8	2.6	2.6	2.5	2.3	2.3	2.3
157,5°	2.6	2.6	2.6	2.6	2.6	2.6	2.0	2.0	2.0	2.0	2.0	2.0	1.7
160,0°	2.0	1.7	1.7	1.7	1.7	2.0	1.7	1.7	1.7	1.7	1.7	1.7	1.5
162,5°	1.5	1.3	1.3	1.3	1.3	1.7	1.7	1.7	1.5	1.3	1.3	1.3	1.3
165,0°	1.3	1.3	1.3	1.3	1.3	1.3	1.3	1.3	1.3	1.3	1.3	1.3	1.3
167,5°	1.3	1.3	1.3	1.3	1.3	1.3	1.3	1.3	1.3	1.3	1.3	1.3	1.3
170,0°	1.3	1.3	1.3	1.3	1.3	1.3	1.3	1.3	1.3	1.3	1.3	1.3	1.3
172,5°	0.0	0.0	0.0	0.0	0.0	0.0	0.0	0.0	0.0	0.0	0.0	0.0	0.0
175,0°	0.0	0.0	0.0	0.0	0.0	0.0	0.0	0.0	0.0	0.0	0.0	0.0	0.0
177,5°	0.0	0.0	0.0	0.0	0.0	0.0	0.0	0.0	0.0	0.0	0.0	0.0	0.0
180,0°	0.0	0.0	0.0	0.0	0.0	0.0	0.0	0.0	0.0	0.0	0.0	0.0	0.0

## Photometric test report

<b>Family</b> DL 11 iQ	<b>Order number</b> 5XA5565EW14HP00022 + 5XA54000XBL	<b>LP number</b> 59425_88
<b>Table of values for luminous intensities</b>		<b>Maximum luminous intensity</b>
		<b>sITeco</b>

C-planes	220° 320°	225° 315°	230° 310°	235° 305°	240° 300°	245° 295°	250° 290°	255° 285°	260° 280°	265° 275°	270°	Phi-zone	Total Phi-zone
$\gamma$	Luminous intensity in cd/klm											Luminous flux in lm/klm	
115,0°	5.8	5.3	4.8	4.3	4.0	3.6	3.3	3.0	2.6	2.6	2.6	1.9	981.3
117,5°	5.8	5.3	4.8	4.3	4.0	3.6	3.3	3.0	2.6	2.6	2.6	1.9	983.2
120,0°	5.8	5.3	4.8	4.3	4.0	3.6	3.3	3.0	2.6	2.6	2.6	1.8	985.0
122,5°	5.8	5.3	4.8	4.3	4.0	3.6	3.3	3.0	2.6	2.6	2.6	1.7	986.7
125,0°	5.6	5.3	4.6	4.3	4.0	3.6	3.3	3.0	2.8	2.6	2.6	1.6	988.3
127,5°	5.5	5.0	4.6	4.3	4.0	3.6	3.3	3.0	2.8	2.6	2.6	1.5	989.8
130,0°	5.3	5.0	4.5	4.1	3.8	3.6	3.1	3.0	2.8	2.8	2.6	1.4	991.2
132,5°	5.1	4.8	4.3	4.0	3.6	3.3	3.0	3.0	2.8	2.8	2.6	1.3	992.4
135,0°	5.0	4.6	4.1	4.0	3.6	3.3	3.0	2.8	2.6	2.6	2.6	1.2	993.6
137,5°	4.6	4.3	4.0	3.6	3.5	3.3	3.0	2.8	2.6	2.6	2.6	1.1	994.7
140,0°	4.5	4.1	3.8	3.5	3.3	3.0	3.0	2.6	2.6	2.3	2.3	1.0	995.6
142,5°	4.3	4.1	3.8	3.5	3.3	3.0	2.8	2.6	2.5	2.3	2.3	0.9	996.5
145,0°	4.0	4.0	3.6	3.5	3.3	3.0	2.6	2.6	2.3	2.3	2.3	0.8	997.3
147,5°	3.8	3.6	3.5	3.3	3.0	3.0	2.6	2.3	2.3	2.0	2.0	0.7	997.9
150,0°	3.3	3.3	3.0	3.0	2.6	2.6	2.3	2.2	2.0	2.0	2.0	0.6	998.5
152,5°	2.8	2.6	2.5	2.3	2.3	2.0	2.0	2.0	1.8	1.7	1.7	0.4	999.0
155,0°	2.2	2.0	2.0	2.0	2.0	1.7	1.7	1.7	1.7	1.7	1.7	0.3	999.3
157,5°	1.7	1.7	1.7	1.7	1.7	1.7	1.7	1.5	1.7	1.3	1.3	0.2	999.5
160,0°	1.5	1.7	1.5	1.5	1.5	1.3	1.3	1.3	1.3	1.3	1.3	0.1	999.6
162,5°	1.3	1.3	1.3	1.3	1.3	1.3	1.3	1.3	1.3	1.3	1.3	0.1	999.8
165,0°	1.3	1.3	1.3	1.3	1.3	1.3	1.3	1.3	1.3	1.3	1.3	0.1	999.9
167,5°	1.3	1.3	1.7	1.7	1.5	1.3	1.3	1.3	1.3	1.3	1.3	0.1	999.9
170,0°	1.3	1.3	1.3	1.3	1.3	1.3	1.3	1.3	1.3	1.3	1.3	0.1	1000.0
172,5°	0.0	0.0	0.0	0.0	0.0	0.0	0.0	0.0	0.0	0.0	0.0	0.0	1000.0
175,0°	0.0	0.0	0.0	0.0	0.0	0.0	0.0	0.0	0.0	0.0	0.0	0.0	1000.0
177,5°	0.0	0.0	0.0	0.0	0.0	0.0	0.0	0.0	0.0	0.0	0.0	0.0	1000.0
180,0°	0.0	0.0	0.0	0.0	0.0	0.0	0.0	0.0	0.0	0.0	0.0	0.0	1000.0



## Photometric test report

<b>Family</b> DL 11 iQ	<b>Order number</b> 5XA5565EW14HP00022 + 5XA54000XBL	<b>LP number</b> 59425_88
---------------------------	---	------------------------------

<b>Dimming levels table</b>	environmental temperature: 25°C	<b>siteco</b>
-----------------------------	---------------------------------	---------------

Luminous flux %	Dimming level linear	Dimming level logarithmic	Luminous flux [lm]	Power consumption [W] start of lifetime	Power consumption [W] end of lifetime	Power consumption [W] average
100	254	254	4770	33.5	36.0	34.8
95	241	252	4526	31.3	33.5	32.4
90	229	250	4301	29.3	31.3	30.3
85	216	248	4056	27.3	29.2	28.2
80	203	246	3812	25.4	27.1	26.2
75	190	243	3568	23.4	25.0	24.2
70	178	241	3343	21.7	23.2	22.4
65	165	238	3099	20.0	21.3	20.6
60	152	235	2854	18.2	19.4	18.8
55	140	232	2629	16.7	17.7	17.2
50	127	229	2385	15.0	16.0	15.5
45	114	225	2141	13.4	14.3	13.8
40	102	221	1916	12.0	12.7	12.4
35	89	216	1671	10.4	11.1	10.8
30	76	210	1427	8.9	9.4	9.2
25	63	203	1183	7.5	7.9	7.7
20	51	195	958	6.2	6.6	6.4
15	38	184	714	4.8	5.0	4.9
11	28	173	526	3.8	3.9	3.8