


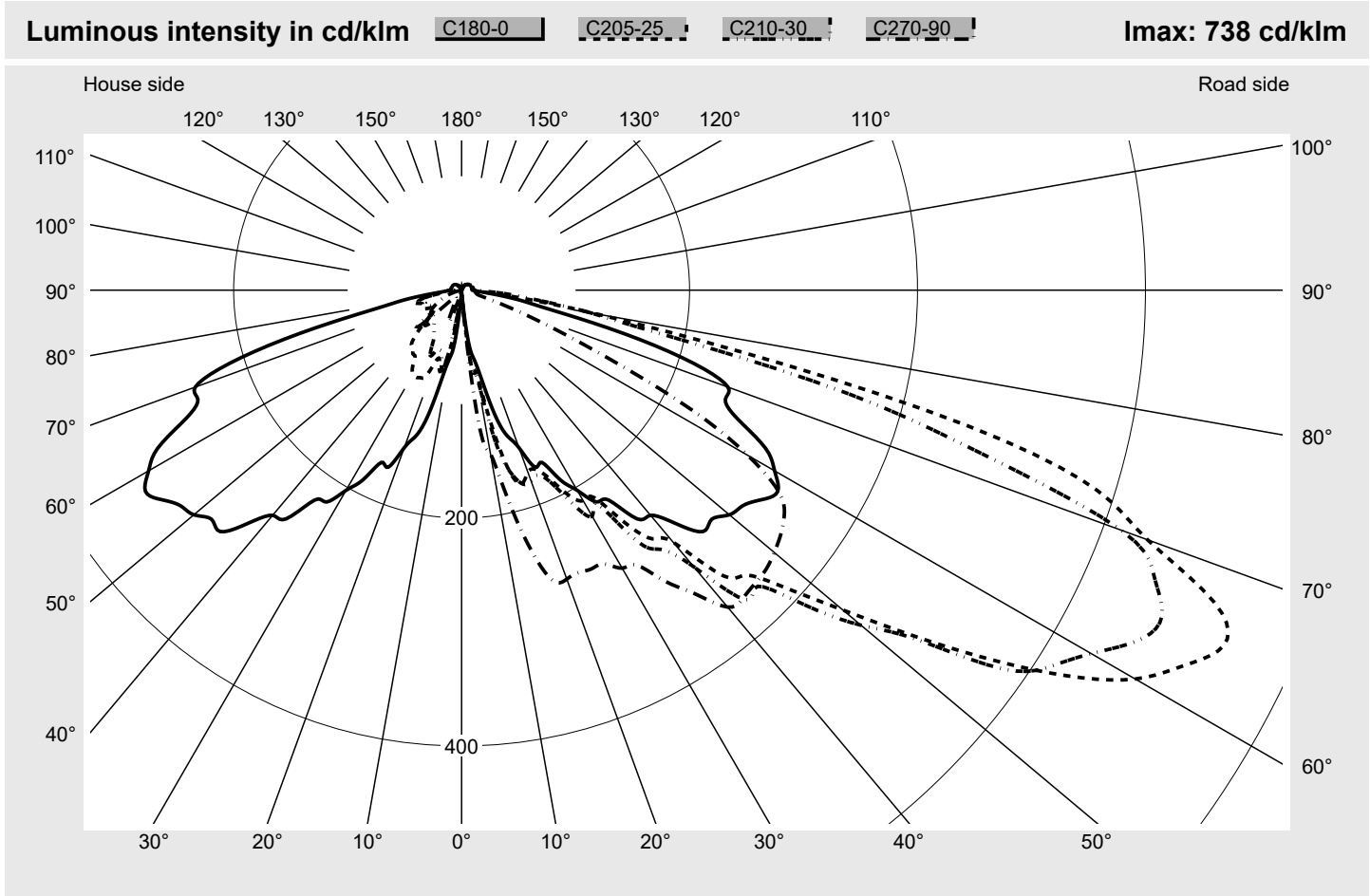


# Photometric test report

<b>Family</b> DL 11 iQ	<b>Order number</b> 5XA5565EV14HP00022 + 5XA54000XBS	<b>LP number</b> 59424_78
	<b>Version</b> post-top- or mounting to wall arm, shielding on building side, Smart Interface up	<b>serial documentation</b> 18.03.2024
	<b>Optic</b> asymmetric, wide distribution (ST1.2a)	
	<b>Cover</b> cover transparent, PMMA	
	<b>Lamps</b> LED 3000 K   CRI ≥ 70	
	<b>Controlgear</b> EVG SITECO iQ - Smart Interface	
	<b>Rated values</b> Net luminous flux = 4780 lm Power consumption = 33.5 W Luminous efficacy = 142.7 lm/W	




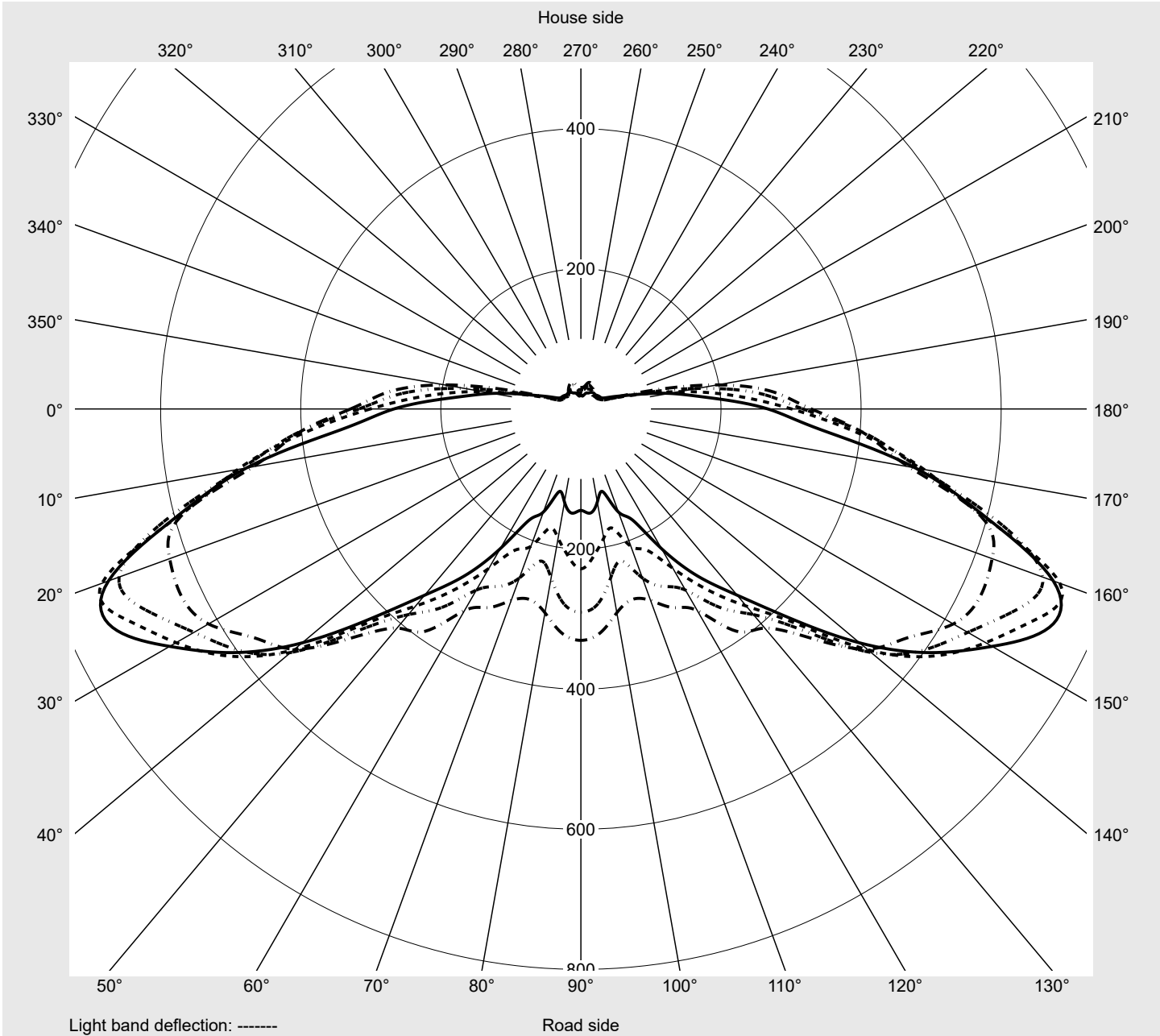
Luminaire output ratios	
Eta	100.0%
Eta 0° - 90°	95.9%
Eta 90° - 180°	4.1%
Measurement conditions	
DIN EN 13032 and DIN 5032	

Luminous intensity class acc. to EN13201-2	
Class:	G2
Imax 70°	640.5
Imax 80°	145.0
Imax 90°	10.9
Imax >90°	10.7
Imax >95°	10.6

# Photometric test report

<b>Family</b> DL 11 iQ	<b>Order number</b> 5XA5565EV14HP00022 + 5XA54000XBS	<b>LP number</b> 59424_78
---------------------------	---	------------------------------

<b>Envelope curve in cd/klm</b>	KMK 65°	KMK 62,5°	KMK 60°	KMK 57,5°	
---------------------------------	---------	-----------	---------	-----------	---



Photometric test report

<b>Family</b> DL 11 iQ	<b>Order number</b> 5XA5565EV14HP00022 + 5XA54000XBS	<b>LP number</b> 59424_78
<b>Table of values for luminous intensities</b>		<b>Maximum luminous intensity</b>
		<b>siteco</b>

C-planes	0° 180°	5° 175°	10° 170°	15° 165°	20° 160°	25° 155°	30° 150°	35° 145°	40° 140°	45° 135°	50° 130°	55° 125°	60° 120°
γ	Luminous intensity in cd/klm												
0,0°	4.2	4.2	4.2	4.2	4.2	4.2	4.2	4.2	4.2	4.2	4.2	4.2	4.2
2,5°	4.6	4.8	4.8	5.1	5.5	5.5	5.8	6.0	6.1	6.3	6.4	6.6	6.8
5,0°	10.1	11.7	13.1	14.5	16.5	19.0	23.1	27.6	30.1	31.7	32.7	33.2	33.2
7,5°	45.8	52.7	59.7	65.0	69.6	70.3	69.8	67.6	68.4	68.9	71.8	76.2	84.0
10,0°	60.8	66.5	68.3	71.3	73.4	73.9	77.2	83.0	91.9	106.3	117.1	124.2	130.1
12,5°	78.7	83.8	88.6	94.2	104.3	121.5	134.7	155.2	160.9	155.4	153.1	153.6	162.4
15,0°	113.9	117.7	136.9	148.0	162.0	166.8	165.5	169.0	172.8	176.4	176.2	179.7	187.8
17,5°	134.6	148.1	165.5	173.8	170.8	177.6	178.4	184.7	187.2	192.3	188.5	196.9	200.7
20,0°	147.1	154.1	160.7	167.8	171.6	170.0	178.2	176.6	180.5	185.5	189.8	197.7	204.4
22,5°	168.1	178.7	179.9	173.3	167.5	170.3	175.4	181.4	183.9	191.3	196.3	207.8	216.8
25,0°	166.8	174.4	185.3	189.3	190.6	182.5	187.0	192.8	203.2	211.1	211.8	225.5	237.8
27,5°	187.8	203.9	197.9	195.4	201.2	202.5	211.5	216.8	220.7	231.0	237.4	246.3	256.8
30,0°	202.9	208.0	213.1	210.8	210.6	213.3	229.2	243.5	246.2	255.6	261.4	278.3	282.9
32,5°	220.4	218.6	215.8	217.9	215.1	215.6	222.9	239.2	258.9	277.3	282.1	295.0	298.6
35,0°	224.9	232.8	240.4	234.4	238.6	248.3	269.5	285.4	297.1	316.0	318.4	322.7	332.0
37,5°	253.0	255.6	248.3	254.9	264.2	275.1	286.7	300.4	321.2	337.0	347.0	347.9	358.6
40,0°	257.9	266.5	264.5	258.4	270.2	288.7	316.9	334.1	351.0	363.1	373.8	376.0	384.9
42,5°	277.6	283.4	299.6	295.3	316.1	340.1	368.5	387.2	390.0	404.6	408.5	402.8	398.5
45,0°	299.6	295.1	307.7	303.2	319.8	353.7	367.5	396.3	416.6	428.5	437.5	418.3	416.8
47,5°	297.6	298.6	316.8	330.8	351.5	387.5	409.4	435.3	438.1	439.0	444.1	428.2	428.1
50,0°	306.7	329.2	361.4	387.7	387.9	436.6	457.5	468.9	451.9	444.9	439.0	428.2	414.2
52,5°	310.8	357.1	388.5	464.3	460.5	497.2	503.6	507.2	481.5	460.8	443.4	426.7	396.6
55,0°	320.7	386.4	418.0	524.6	542.5	564.1	579.5	539.5	517.8	470.9	432.4	414.8	357.5
57,5°	328.9	407.2	475.3	591.1	624.8	629.9	613.9	569.4	533.4	461.9	408.4	387.4	332.3
60,0°	317.1	409.4	493.0	614.1	701.7	682.5	637.9	599.3	541.0	446.1	383.2	345.9	298.6
62,5°	300.7	398.1	497.5	596.4	727.6	713.9	667.3	614.9	534.9	432.4	367.4	315.1	262.7
65,0°	267.0	345.2	484.8	599.3	717.7	737.9	677.9	606.4	519.5	422.6	347.0	291.7	230.3
67,5°	250.5	302.1	436.5	557.7	691.6	714.2	657.9	590.9	492.9	388.7	325.9	263.5	194.3
70,0°	248.7	318.9	435.5	549.7	628.9	640.5	615.9	523.1	429.7	354.1	292.6	230.1	166.8
72,5°	213.3	322.6	378.3	517.5	586.3	585.0	481.0	436.0	346.9	275.0	219.7	176.9	141.0
75,0°	148.1	253.8	327.0	444.8	468.9	459.1	351.8	304.2	217.7	181.2	171.1	158.6	130.0
77,5°	82.5	141.9	210.5	281.2	307.0	254.5	186.0	162.2	138.2	122.3	123.0	120.7	110.9
80,0°	54.2	73.1	104.8	127.3	145.0	120.2	115.4	123.7	96.6	68.0	51.4	41.5	50.3
82,5°	31.6	38.4	43.5	55.6	62.3	52.2	68.0	87.5	70.1	45.3	24.8	19.5	15.0
85,0°	17.5	18.4	16.5	16.0	15.0	20.0	41.5	50.4	36.9	22.5	15.7	13.9	11.9
87,5°	12.2	11.9	12.2	12.2	13.1	15.4	19.2	21.8	15.7	12.1	12.1	11.2	11.1
90,0°	9.4	9.8	10.1	10.4	10.7	10.7	10.7	10.7	10.7	10.7	10.7	10.7	10.6
92,5°	9.4	9.8	10.1	10.3	10.4	10.4	10.6	10.7	10.7	10.7	10.6	10.6	10.4
95,0°	9.4	9.6	10.1	10.3	10.4	10.4	10.4	10.4	10.6	10.6	10.6	10.4	10.4
97,5°	9.3	9.4	9.9	10.1	10.4	10.4	10.4	10.4	10.6	10.4	10.4	10.4	10.4
100,0°	9.4	9.4	9.8	10.1	10.1	10.4	10.4	10.4	10.6	10.4	10.4	10.4	10.4
102,5°	9.1	9.4	9.8	9.8	10.1	10.1	10.4	10.4	10.4	10.4	10.4	10.3	10.3
105,0°	9.1	9.4	9.4	9.8	10.1	10.1	10.1	10.3	10.3	10.3	10.3	10.3	10.3
107,5°	8.9	9.3	9.3	9.6	9.8	9.9	10.1	10.1	10.1	10.3	10.1	10.1	10.1
110,0°	8.9	9.1	9.3	9.4	9.8	9.8	9.8	9.9	9.9	9.9	9.9	9.9	9.9
112,5°	8.8	9.1	9.1	9.3	9.4	9.6	9.6	9.8	9.9	9.8	9.9	9.9	9.9

## Photometric test report

<b>Family</b> DL 11 iQ	<b>Order number</b> 5XA5565EV14HP00022 + 5XA54000XBS	<b>LP number</b> 59424_78
<b>Table of values for luminous intensities</b>		<b>Maximum luminous intensity</b>
		<b>sITeco</b>

C-planes	65° 115°	70° 110°	75° 105°	80° 100°	85° 95°	90°	185° 355°	190° 350°	195° 345°	200° 340°	205° 335°	210° 330°	215° 325°
$\gamma$	Luminous intensity in cd/klm												
0,0°	4.2	4.2	4.2	4.2	4.2	4.2	4.2	4.2	4.2	4.2	4.2	4.2	4.2
2,5°	6.9	7.1	7.3	7.1	7.3	6.9	4.5	4.3	4.1	4.1	4.1	4.0	4.0
5,0°	32.6	31.4	29.4	28.6	27.3	26.8	8.9	8.3	7.3	6.4	6.0	5.5	5.3
7,5°	94.6	106.3	108.3	112.3	121.9	122.7	37.9	29.3	21.2	15.4	11.1	7.9	6.4
10,0°	137.2	136.7	141.7	140.0	142.7	145.5	63.8	65.8	64.8	56.4	42.2	27.8	17.4
12,5°	172.3	182.7	187.0	186.5	188.8	188.2	74.6	70.4	67.0	65.1	64.3	66.5	60.0
15,0°	200.6	214.6	224.7	231.5	235.8	236.8	101.7	95.2	83.5	77.9	73.9	68.6	59.0
17,5°	209.5	223.0	238.9	252.1	260.4	267.5	111.3	98.5	85.8	72.6	64.5	57.5	51.1
20,0°	217.4	232.0	247.0	258.4	266.9	269.8	133.8	123.0	100.2	81.5	66.6	56.0	43.8
22,5°	224.7	231.6	245.7	257.9	265.7	268.2	164.2	138.7	121.5	105.6	81.5	56.4	38.2
25,0°	247.0	250.0	259.2	265.7	269.8	269.8	163.2	144.7	125.7	105.6	84.8	63.7	40.8
27,5°	267.8	273.5	274.5	275.3	271.5	270.8	182.7	162.0	134.6	103.8	86.3	57.5	34.9
30,0°	293.0	289.0	281.7	282.4	278.8	281.7	194.4	169.0	139.9	115.7	85.1	48.4	31.2
32,5°	312.0	305.9	294.0	290.0	290.0	286.0	210.8	188.0	148.8	113.1	80.2	45.0	28.8
35,0°	328.2	323.4	312.0	309.5	309.3	312.2	206.8	187.5	148.5	111.9	71.3	41.8	27.6
37,5°	358.1	357.5	344.7	333.6	336.6	335.6	240.2	210.1	165.8	126.2	70.3	40.2	29.4
40,0°	388.2	379.1	350.5	343.7	357.0	363.1	248.8	215.3	165.8	121.4	65.8	37.5	31.2
42,5°	404.4	385.9	355.8	357.3	365.4	366.1	262.2	214.9	161.9	113.4	65.1	37.4	33.7
45,0°	415.3	386.9	352.2	357.5	365.1	364.1	293.6	237.1	169.3	107.1	58.5	43.5	42.0
47,5°	415.0	375.3	352.0	359.6	365.2	362.4	286.9	226.7	153.3	94.6	48.8	43.5	37.7
50,0°	407.1	361.4	342.9	353.0	360.9	358.1	287.7	227.5	147.0	81.2	38.5	36.2	31.6
52,5°	384.2	347.5	334.1	341.9	351.5	352.8	286.0	224.4	133.3	67.6	34.4	31.4	28.1
55,0°	347.9	326.0	318.9	326.2	342.6	345.5	289.0	221.7	117.4	58.7	33.7	29.3	26.3
57,5°	313.0	291.0	281.7	295.5	320.6	330.3	276.4	197.9	98.9	43.5	31.4	28.4	27.1
60,0°	279.6	256.8	224.9	244.9	279.3	290.0	255.8	168.6	83.3	39.4	30.8	28.6	28.8
62,5°	222.4	208.7	176.6	187.3	210.6	228.2	219.1	142.5	74.7	45.8	35.2	30.1	29.8
65,0°	175.3	156.6	122.7	134.9	149.3	144.8	184.0	128.0	78.5	52.2	37.4	32.7	31.6
67,5°	141.4	108.3	73.1	82.3	88.8	85.6	177.7	119.4	75.6	48.3	37.7	34.7	34.4
70,0°	117.2	81.2	41.8	38.0	40.8	46.0	171.5	117.9	75.1	44.5	36.0	33.7	35.2
72,5°	94.6	50.4	26.1	20.3	19.2	20.8	152.6	110.3	68.3	42.2	38.5	35.7	36.9
75,0°	74.9	25.1	18.4	15.2	14.7	14.2	107.1	81.8	60.8	42.5	42.3	39.4	37.4
77,5°	43.3	18.2	14.7	13.2	13.2	13.2	62.5	56.5	52.4	39.2	37.9	35.7	25.5
80,0°	17.0	13.9	12.9	12.6	12.6	12.6	47.3	46.1	40.8	33.1	30.6	26.1	16.2
82,5°	13.1	12.1	12.1	11.9	12.1	11.9	30.8	29.9	28.3	23.5	20.0	16.4	13.6
85,0°	11.6	11.4	11.4	11.6	11.6	11.6	17.2	18.2	19.8	21.0	18.8	16.2	12.2
87,5°	10.9	10.7	10.9	10.9	10.9	10.9	12.6	13.6	14.7	15.0	14.1	12.6	11.1
90,0°	10.6	10.7	10.9	10.7	10.7	10.6	9.3	8.9	8.6	7.9	7.6	7.1	6.6
92,5°	10.6	10.6	10.6	10.6	10.6	10.6	9.1	8.6	8.3	7.9	7.3	6.9	6.4
95,0°	10.6	10.6	10.6	10.6	10.6	10.6	9.1	8.6	8.3	7.9	7.3	6.9	6.4
97,5°	10.4	10.6	10.6	10.6	10.6	10.6	9.1	8.6	8.3	7.8	7.3	6.8	6.4
100,0°	10.3	10.4	10.6	10.6	10.6	10.6	9.1	8.6	8.3	7.8	7.3	6.8	6.4
102,5°	10.3	10.4	10.6	10.6	10.6	10.6	8.9	8.6	8.1	7.8	7.4	6.8	6.4
105,0°	10.3	10.3	10.4	10.6	10.6	10.6	8.8	8.6	8.1	7.8	7.3	6.8	6.4
107,5°	10.3	10.3	10.3	10.3	10.3	10.3	8.8	8.4	8.1	7.8	7.3	6.8	6.4
110,0°	9.9	9.9	10.1	10.3	10.3	10.3	8.8	8.4	8.1	7.8	7.1	6.8	6.4
112,5°	9.9	9.9	9.9	9.9	9.9	9.9	8.8	8.4	8.1	7.8	7.1	6.8	6.4

**Photometric test report**

<b>Family</b> DL 11 iQ	<b>Order number</b> 5XA5565EV14HP00022 + 5XA54000XBS	<b>LP number</b> 59424_78
<b>Table of values for luminous intensities</b>		<b>Maximum luminous intensity</b>
		<b>sITeco</b>

C-planes	220° 320°	225° 315°	230° 310°	235° 305°	240° 300°	245° 295°	250° 290°	255° 285°	260° 280°	265° 275°	270°	Phi-zone	Total Phi-zone
γ	Luminous intensity in cd/klm											Luminous flux in lm/klm	
0,0°	4.2	4.2	4.2	4.2	4.2	4.2	4.2	4.2	4.2	4.2	4.2	0.0	0.0
2,5°	4.1	4.0	4.1	4.3	4.6	5.0	5.1	5.0	5.0	5.0	5.0	0.1	0.1
5,0°	4.8	4.5	4.3	4.1	4.0	3.8	3.8	3.6	3.6	3.5	3.6	0.4	0.4
7,5°	5.5	4.6	4.5	4.3	4.0	4.0	4.0	3.8	3.6	3.5	3.6	1.6	2.1
10,0°	12.4	9.1	6.3	5.1	4.3	4.0	4.0	3.8	3.6	4.0	3.6	3.1	5.1
12,5°	44.3	27.1	15.4	7.8	4.6	4.5	5.0	5.3	4.8	4.1	4.0	5.4	10.5
15,0°	53.9	53.2	49.1	40.8	26.1	15.5	7.3	4.3	3.8	3.5	4.0	8.1	18.6
17,5°	44.1	39.4	37.2	35.9	34.7	34.2	28.3	18.5	11.4	6.4	6.0	10.2	28.8
20,0°	33.7	30.9	29.6	27.9	25.8	25.1	25.1	25.6	26.1	21.8	24.8	11.8	40.6
22,5°	28.3	25.1	23.1	21.2	19.8	19.0	20.7	23.6	29.6	26.5	30.1	13.7	54.3
25,0°	30.6	23.6	19.7	18.2	17.0	16.2	22.0	24.5	24.3	19.3	21.5	15.9	70.2
27,5°	28.3	22.3	19.0	17.2	15.5	14.5	16.9	18.5	17.5	14.5	15.2	18.5	88.7
30,0°	27.0	23.0	19.5	17.4	15.9	14.2	13.9	15.7	14.2	12.1	12.6	21.3	110.0
32,5°	25.5	23.0	19.2	17.2	15.4	13.4	11.9	13.4	12.2	10.3	10.3	23.7	133.7
35,0°	25.8	22.5	18.8	17.5	15.4	13.2	11.2	12.1	10.7	9.1	8.9	27.3	161.0
37,5°	24.8	21.8	18.7	17.0	14.9	13.2	10.7	10.4	9.9	8.4	8.3	31.5	192.4
40,0°	28.1	23.0	19.8	16.4	16.0	13.2	10.9	9.9	9.4	8.1	7.9	35.0	227.4
42,5°	30.8	25.5	20.0	19.0	16.7	15.7	11.6	10.4	9.4	7.9	7.9	39.5	267.0
45,0°	32.1	24.3	23.0	23.3	23.3	22.0	20.5	16.7	11.9	8.8	8.3	43.0	309.9
47,5°	32.1	25.6	27.3	32.1	32.9	31.4	28.4	26.6	26.6	18.7	19.8	46.2	356.2
50,0°	27.9	26.1	30.3	35.2	38.7	38.9	38.4	38.9	34.9	37.0	50.3	49.8	406.0
52,5°	26.0	24.5	28.3	34.4	38.5	41.5	43.3	49.1	44.5	38.2	36.7	53.3	459.3
55,0°	25.0	24.1	27.1	35.2	39.4	46.0	45.0	41.5	36.9	33.7	32.4	56.4	515.8
57,5°	26.6	26.1	27.1	31.1	34.9	38.2	39.8	38.5	33.4	31.1	30.8	58.3	574.1
60,0°	26.8	25.5	25.8	28.9	33.2	34.7	36.0	33.9	28.4	27.6	27.4	58.4	632.4
62,5°	28.6	26.3	27.4	28.6	30.8	30.9	30.3	28.3	24.0	23.3	23.5	56.8	689.3
65,0°	30.1	28.9	29.1	28.6	27.3	25.1	24.3	22.2	19.3	18.7	20.2	54.3	743.6
67,5°	33.4	32.6	30.9	28.9	23.0	19.5	19.3	17.9	15.9	15.7	16.9	50.5	794.0
70,0°	37.2	32.6	30.9	28.4	18.4	14.7	15.0	13.7	12.7	12.6	13.6	46.6	840.6
72,5°	39.5	35.7	30.6	16.9	11.1	10.4	11.1	10.6	9.4	9.3	9.6	40.5	881.1
75,0°	32.7	19.2	10.3	8.3	7.4	6.9	6.9	6.4	6.0	5.8	6.0	31.6	912.7
77,5°	14.2	9.8	7.6	6.6	6.0	5.3	5.0	4.6	4.0	3.3	3.3	20.3	933.0
80,0°	11.4	8.9	7.1	6.0	5.3	4.6	4.3	3.6	3.3	3.0	3.0	11.6	944.6
82,5°	11.1	8.3	6.4	5.3	5.0	4.3	4.0	3.5	3.1	2.6	3.0	6.8	951.4
85,0°	9.1	7.3	6.1	5.1	4.6	4.0	3.6	3.3	3.0	2.6	2.6	4.0	955.4
87,5°	8.6	6.6	5.6	5.0	4.3	4.0	3.6	3.3	3.0	2.6	2.6	2.9	958.3
90,0°	6.1	5.6	5.3	4.6	4.3	4.0	3.6	3.1	3.0	2.6	2.6	2.2	960.6
92,5°	6.0	5.6	5.3	4.6	4.3	4.0	3.6	3.1	3.1	2.6	2.6	2.2	962.8
95,0°	6.0	5.6	5.3	4.6	4.3	4.0	3.6	3.1	3.1	2.8	3.0	2.2	965.0
97,5°	6.0	5.6	5.1	4.6	4.3	4.0	3.6	3.1	3.1	2.8	2.6	2.2	967.2
100,0°	6.0	5.6	5.3	4.6	4.3	4.0	3.6	3.3	3.1	2.8	3.0	2.2	969.3
102,5°	6.0	5.6	5.3	4.6	4.3	4.0	3.6	3.3	3.0	2.8	3.0	2.1	971.5
105,0°	6.0	5.6	5.3	4.6	4.3	4.0	3.6	3.3	3.1	2.8	3.0	2.1	973.6
107,5°	6.0	5.6	5.3	4.6	4.3	4.0	3.6	3.3	3.1	2.8	3.0	2.0	975.6
110,0°	6.1	5.6	5.1	4.6	4.3	4.0	3.6	3.3	3.1	2.8	3.0	2.0	977.6
112,5°	6.0	5.5	5.3	4.6	4.3	4.0	3.6	3.3	3.1	3.0	3.0	1.9	979.5

## Photometric test report

<b>Family</b> DL 11 iQ	<b>Order number</b> 5XA5565EV14HP00022 + 5XA54000XBS	<b>LP number</b> 59424_78
<b>Table of values for luminous intensities</b>		<b>Maximum luminous intensity</b>
		<b>siteco</b>

C-planes	0° 180°	5° 175°	10° 170°	15° 165°	20° 160°	25° 155°	30° 150°	35° 145°	40° 140°	45° 135°	50° 130°	55° 125°	60° 120°
$\gamma$	Luminous intensity in cd/klm												
115,0°	8.8	8.9	9.1	9.3	9.3	9.4	9.4	9.6	9.6	9.6	9.6	9.6	9.6
117,5°	8.8	8.8	8.9	9.1	9.1	9.1	9.3	9.3	9.3	9.4	9.4	9.4	9.4
120,0°	8.6	8.8	8.8	8.9	8.9	8.9	8.9	9.1	9.3	9.3	9.3	9.3	9.3
122,5°	8.4	8.6	8.6	8.6	8.8	8.8	8.8	8.9	8.9	8.9	8.9	8.9	8.9
125,0°	8.3	8.3	8.4	8.4	8.4	8.4	8.6	8.6	8.6	8.6	8.6	8.6	8.6
127,5°	7.9	7.9	8.1	8.3	8.3	8.3	8.3	8.3	8.3	8.3	8.3	8.4	8.3
130,0°	7.6	7.6	7.8	7.9	7.9	7.9	7.9	7.9	7.9	8.1	8.1	8.3	8.3
132,5°	7.3	7.3	7.4	7.4	7.6	7.6	7.6	7.6	7.6	7.8	7.8	7.9	7.9
135,0°	6.8	6.9	6.9	7.1	7.1	7.3	7.3	7.3	7.3	7.4	7.4	7.4	7.6
137,5°	6.4	6.4	6.6	6.8	6.8	6.8	6.9	6.9	6.9	7.1	7.1	7.3	7.3
140,0°	6.0	6.1	6.3	6.3	6.4	6.4	6.6	6.6	6.6	6.6	6.8	6.8	6.8
142,5°	5.6	5.8	6.0	6.0	6.0	6.1	6.1	6.3	6.3	6.4	6.4	6.4	6.4
145,0°	5.3	5.5	5.5	5.6	5.6	5.8	5.8	6.0	6.0	6.0	6.1	6.1	6.1
147,5°	5.0	5.0	5.0	5.3	5.3	5.3	5.5	5.6	5.6	5.6	5.6	5.8	5.8
150,0°	4.3	4.3	4.6	4.6	4.6	4.8	5.0	5.0	5.0	5.1	5.1	5.3	5.3
152,5°	3.6	3.8	4.0	4.0	4.0	4.0	4.3	4.3	4.3	4.3	4.3	4.3	4.3
155,0°	2.8	3.0	3.0	3.1	3.1	3.3	3.3	3.3	3.5	3.5	3.6	3.6	3.6
157,5°	2.0	2.1	2.3	2.3	2.3	2.3	2.3	2.3	2.5	2.3	2.3	2.3	2.5
160,0°	1.7	1.7	1.7	1.7	1.7	1.7	1.7	1.7	1.7	1.7	1.7	1.7	1.7
162,5°	1.5	1.5	1.5	1.5	1.3	1.3	1.3	1.3	1.3	1.3	1.3	1.3	1.3
165,0°	1.3	1.3	1.3	1.3	1.3	1.3	1.3	1.3	1.3	1.3	1.3	1.3	1.3
167,5°	1.3	1.3	1.3	1.5	1.3	1.3	1.3	1.3	1.3	1.3	1.3	1.3	1.3
170,0°	1.2	1.3	1.2	1.3	1.3	1.3	1.2	1.3	1.3	1.3	1.3	1.3	1.3
172,5°	0.0	0.0	0.0	0.0	0.0	0.0	0.0	0.0	0.0	0.0	0.0	0.0	0.0
175,0°	0.0	0.0	0.0	0.0	0.0	0.0	0.0	0.0	0.0	0.0	0.0	0.0	0.0
177,5°	0.0	0.0	0.0	0.0	0.0	0.0	0.0	0.0	0.0	0.0	0.0	0.0	0.0
180,0°	0.0	0.0	0.0	0.0	0.0	0.0	0.0	0.0	0.0	0.0	0.0	0.0	0.0

## Photometric test report

<b>Family</b> DL 11 iQ	<b>Order number</b> 5XA5565EV14HP00022 + 5XA54000XBS	<b>LP number</b> 59424_78
---------------------------	---	------------------------------

<b>Table of values for luminous intensities</b>	<b>Maximum luminous intensity</b>	<b>siteco</b>
---	-----------------------------------	---------------

C-planes	65° 115°	70° 110°	75° 105°	80° 100°	85° 95°	90°	185° 355°	190° 350°	195° 345°	200° 340°	205° 335°	210° 330°	215° 325°
$\gamma$	Luminous intensity in cd/klm												
115,0°	9.6	9.6	9.8	9.8	9.9	9.6	8.6	8.3	8.1	7.6	7.3	6.8	6.4
117,5°	9.4	9.6	9.6	9.4	9.6	9.6	8.6	8.3	8.1	7.6	7.3	6.8	6.4
120,0°	9.3	9.3	9.3	9.3	9.3	9.3	8.4	8.1	7.9	7.6	7.3	6.8	6.4
122,5°	8.9	8.9	8.9	8.9	8.9	8.9	8.3	7.9	7.8	7.4	7.1	6.8	6.4
125,0°	8.6	8.8	8.8	8.6	8.9	8.6	7.9	7.8	7.6	7.3	7.1	6.6	6.3
127,5°	8.4	8.6	8.6	8.6	8.6	8.6	7.8	7.6	7.3	7.1	6.8	6.4	6.1
130,0°	8.3	8.3	8.3	8.3	8.3	8.3	7.4	7.3	7.1	6.8	6.4	6.1	6.0
132,5°	7.9	7.9	7.9	7.9	7.9	7.9	6.9	6.9	6.6	6.6	6.3	6.0	5.6
135,0°	7.6	7.6	7.6	7.6	7.6	7.6	6.6	6.4	6.3	6.1	6.0	5.6	5.5
137,5°	7.3	7.3	7.3	7.3	7.3	7.3	6.3	6.1	6.0	5.6	5.5	5.3	5.1
140,0°	6.9	6.9	6.9	6.9	6.9	6.9	6.0	5.6	5.6	5.5	5.1	5.0	4.8
142,5°	6.6	6.6	6.6	6.6	6.6	6.6	5.6	5.5	5.3	5.1	5.0	4.6	4.6
145,0°	6.3	6.3	6.3	6.3	6.3	6.3	5.3	5.1	5.0	4.8	4.6	4.5	4.3
147,5°	6.0	6.0	6.0	6.0	6.0	6.0	4.6	4.6	4.5	4.3	4.3	4.0	4.0
150,0°	5.3	5.3	5.3	5.3	5.3	5.3	4.3	4.1	4.0	4.0	3.6	3.6	3.5
152,5°	4.6	4.6	4.6	4.6	4.6	4.6	3.6	3.6	3.3	3.3	3.0	3.0	3.0
155,0°	3.6	3.6	3.6	3.6	3.6	3.6	2.8	2.6	2.6	2.5	2.3	2.3	2.3
157,5°	2.6	2.6	2.6	2.6	2.6	2.6	2.0	2.0	2.0	2.0	2.0	1.8	1.8
160,0°	1.7	1.8	1.7	1.8	1.7	2.0	1.7	1.7	1.7	1.7	1.7	1.7	1.7
162,5°	1.3	1.3	1.3	1.3	1.3	1.7	1.5	1.3	1.3	1.3	1.3	1.3	1.3
165,0°	1.3	1.3	1.3	1.3	1.3	1.3	1.3	1.3	1.3	1.3	1.3	1.3	1.3
167,5°	1.3	1.3	1.3	1.3	1.3	1.3	1.3	1.3	1.3	1.3	1.3	1.3	1.3
170,0°	1.3	1.3	1.3	1.3	1.3	1.3	1.3	1.3	1.3	1.3	1.3	1.3	1.3
172,5°	0.0	0.0	0.0	0.0	0.0	0.0	0.0	0.0	0.0	0.0	0.0	0.0	0.0
175,0°	0.0	0.0	0.0	0.0	0.0	0.0	0.0	0.0	0.0	0.0	0.0	0.0	0.0
177,5°	0.0	0.0	0.0	0.0	0.0	0.0	0.0	0.0	0.0	0.0	0.0	0.0	0.0
180,0°	0.0	0.0	0.0	0.0	0.0	0.0	0.0	0.0	0.0	0.0	0.0	0.0	0.0

## Photometric test report

<b>Family</b> DL 11 iQ	<b>Order number</b> 5XA5565EV14HP00022 + 5XA54000XBS	<b>LP number</b> 59424_78
<b>Table of values for luminous intensities</b>		<b>Maximum luminous intensity</b>
		<b>siteco</b>

C-planes	220° 320°	225° 315°	230° 310°	235° 305°	240° 300°	245° 295°	250° 290°	255° 285°	260° 280°	265° 275°	270°	Phi-zone	Total Phi-zone
γ	Luminous intensity in cd/klm											Luminous flux in lm/klm	
115,0°	6.0	5.6	5.3	4.8	4.3	4.0	3.6	3.6	3.3	3.0	3.0	1.9	981.4
117,5°	6.0	5.6	5.3	4.6	4.3	4.0	3.8	3.6	3.3	3.0	3.0	1.8	983.2
120,0°	6.1	5.6	5.3	4.6	4.3	4.0	3.6	3.6	3.3	3.0	3.0	1.8	985.0
122,5°	5.8	5.5	5.0	4.6	4.3	4.0	3.6	3.5	3.3	3.0	3.0	1.7	986.7
125,0°	5.8	5.5	5.0	4.6	4.3	4.0	3.6	3.3	3.3	3.0	3.0	1.6	988.2
127,5°	5.8	5.5	5.0	4.5	4.3	4.0	3.6	3.3	3.1	3.0	3.0	1.5	989.7
130,0°	5.5	5.1	4.8	4.5	4.1	4.0	3.6	3.3	3.3	3.0	3.0	1.4	991.1
132,5°	5.5	5.0	4.6	4.3	4.0	3.6	3.6	3.3	3.1	3.0	3.0	1.3	992.4
135,0°	5.1	4.8	4.5	4.1	4.0	3.6	3.3	3.3	3.1	3.0	3.0	1.2	993.6
137,5°	4.8	4.5	4.3	4.0	3.6	3.6	3.3	3.1	3.0	2.8	2.6	1.1	994.6
140,0°	4.6	4.5	4.1	4.0	3.6	3.3	3.3	3.1	3.0	2.8	2.6	1.0	995.6
142,5°	4.5	4.1	4.0	3.8	3.6	3.3	3.3	3.1	3.0	2.8	2.6	0.9	996.5
145,0°	4.1	4.0	4.0	3.6	3.5	3.3	3.1	3.0	2.8	2.8	2.6	0.8	997.3
147,5°	3.8	3.6	3.6	3.3	3.1	3.0	3.0	2.8	2.6	2.6	2.6	0.7	998.0
150,0°	3.3	3.3	3.0	3.0	2.8	2.6	2.6	2.5	2.3	2.3	2.3	0.6	998.5
152,5°	2.6	2.6	2.6	2.3	2.3	2.3	2.3	2.0	2.0	2.0	2.0	0.4	999.0
155,0°	2.3	2.1	2.0	2.0	2.0	1.8	1.8	1.7	1.7	1.7	1.7	0.3	999.3
157,5°	1.7	1.7	1.7	1.7	1.7	1.7	1.7	1.7	1.7	1.5	1.7	0.2	999.5
160,0°	1.5	1.7	1.7	1.5	1.5	1.3	1.3	1.3	1.3	1.3	1.3	0.2	999.7
162,5°	1.3	1.3	1.5	1.3	1.3	1.3	1.3	1.3	1.3	1.3	1.3	0.1	999.8
165,0°	1.3	1.3	1.3	1.3	1.3	1.3	1.3	1.3	1.3	1.3	1.3	0.1	999.9
167,5°	1.3	1.5	1.7	1.7	1.3	1.3	1.3	1.3	1.3	1.3	1.3	0.1	999.9
170,0°	1.3	1.3	1.3	1.3	1.3	1.3	1.3	1.3	1.3	1.3	1.3	0.1	1000.0
172,5°	0.0	0.0	0.0	0.0	0.0	0.0	0.0	0.0	0.0	0.0	0.0	0.0	1000.0
175,0°	0.0	0.0	0.0	0.0	0.0	0.0	0.0	0.0	0.0	0.0	0.0	0.0	1000.0
177,5°	0.0	0.0	0.0	0.0	0.0	0.0	0.0	0.0	0.0	0.0	0.0	0.0	1000.0
180,0°	0.0	0.0	0.0	0.0	0.0	0.0	0.0	0.0	0.0	0.0	0.0	0.0	1000.0



## Photometric test report

<b>Family</b> DL 11 iQ	<b>Order number</b> 5XA5565EV14HP00022 + 5XA54000XBS	<b>LP number</b> 59424_78
---------------------------	---	------------------------------

<b>Dimming levels table</b>	environmental temperature: 25°C	<b>siteco</b>
-----------------------------	---------------------------------	---------------

Luminous flux %	Dimming level linear	Dimming level logarithmic	Luminous flux [lm]	Power consumption [W]	Power consumption [W]	Power consumption [W]
				start of lifetime	end of lifetime	average
100	254	254	4780	33.5	36.0	34.8
95	241	252	4535	31.3	33.5	32.4
90	229	250	4310	29.3	31.3	30.3
85	216	248	4065	27.3	29.2	28.2
80	203	246	3820	25.4	27.1	26.2
75	190	243	3576	23.4	25.0	24.2
70	178	241	3350	21.7	23.2	22.4
65	165	238	3105	20.0	21.3	20.6
60	152	235	2860	18.2	19.4	18.8
55	140	232	2635	16.7	17.7	17.2
50	127	229	2390	15.0	16.0	15.5
45	114	225	2145	13.4	14.3	13.8
40	102	221	1920	12.0	12.7	12.4
35	89	216	1675	10.4	11.1	10.8
30	76	210	1430	8.9	9.4	9.2
25	63	203	1186	7.5	7.9	7.7
20	51	195	960	6.2	6.6	6.4
15	38	184	715	4.8	5.0	4.9
11	28	173	527	3.8	3.9	3.8