

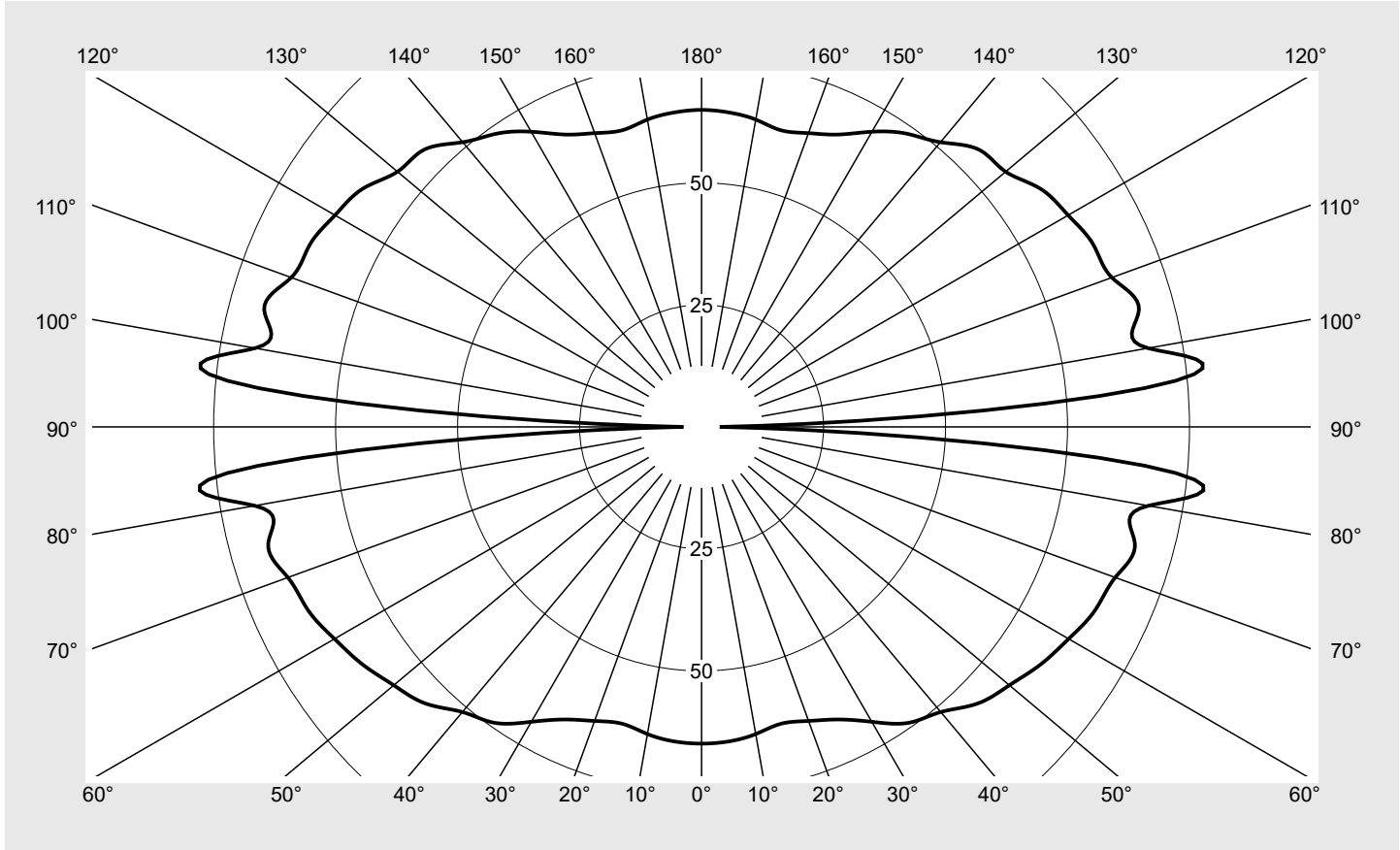


Photometric test report

Family Silica® 21 Ring	Order number: 5PJBI4D1104A EAN: 4058352960400	LP number 59506_11
	Version suspended luminaire incl. Pendant, black, inner ring side luminous, cover opal, polycarbonate, frosted, diffuse beam	serial documentation 08.11.2023
	Lamps LED 3000 K CRI ≥ 80	
	Controlgear ECG-DALI	
Rated values Net luminous flux = 8460 lm Power consumption = 140.0 W Luminous efficacy = 60.4 lm/W		

Luminous intensity in cd/klm **C180-0** **Imax: 93 cd/klm**



Classifications	
DIN 5040	C 2 2
CIE	N1=22 N2=48 N3=76 N4=50 N5=100

Luminaire light output ratios	
η_{LB}	100.0%
ϕ_u	50.0%
ϕ_o	50.0%

Measurement conditions
DIN EN 13032 and DIN 5032

Photometric test report

Family Silica® 21 Ring	Order number: 5PJB14D1104A EAN: 4058352960400	LP number 59506_11
---	--	-------------------------------------

sITeco

Table of values for luminous intensities	Maximum luminous intensity
---	-----------------------------------

C-planes	0°	Phi-zone	Total Phi-zone
γ	Luminous intensity in cd/klm	Luminous flux in lm/klm	
0°	64.9	0.4	0.4
5°	64.7	3.1	3.5
10°	63.9	6.1	9.6
15°	63.0	8.9	18.5
20°	64.1	12.0	30.5
25°	66.2	15.3	45.8
30°	69.8	19.1	65.0
35°	74.0	23.3	88.2
40°	76.3	26.9	115.1
45°	80.1	31.1	146.2
50°	82.4	34.6	180.7
55°	84.8	38.1	218.8
60°	86.9	41.2	260.1
65°	89.0	44.2	304.3
70°	90.2	46.5	350.7
75°	91.9	48.7	399.4
80°	93.0	50.2	449.6
85°	91.1	49.8	499.4
90°	3.7	2.0	501.4
95°	91.1	49.7	551.1
100°	92.9	50.2	601.3
105°	92.8	49.1	650.4
110°	89.5	46.1	696.5
115°	88.6	44.0	740.5
120°	86.8	41.2	781.7
125°	84.9	38.1	819.8
130°	81.3	34.2	854.0
135°	80.4	31.1	885.1
140°	76.2	26.8	912.0
145°	73.3	23.1	935.0
150°	69.8	19.1	954.2
155°	66.1	15.3	969.5
160°	64.1	12.0	981.5
165°	62.9	8.9	990.4
170°	63.9	6.1	996.5
175°	64.7	3.1	999.6
180°	65.0	0.4	1000.0

Photometric test report

Family Silica® 21 Ring	Order number: 5PJBI4D1104A EAN: 4058352960400	LP number 59506_11
----------------------------------	--	------------------------------

UGR-Table	Standard room	siteco
------------------	----------------------	---------------

Reflection factor of ceiling	0.7	0.7	0.5	0.5	0.3	0.7	0.7	0.5	0.5	0.3	
Reflection factor of walls	0.5	0.3	0.5	0.3	0.3	0.5	0.3	0.5	0.3	0.3	
Reflection factor of floor	0.2	0.2	0.2	0.2	0.2	0.2	0.2	0.2	0.2	0.2	
Room dimensions	View crosswise (C0)					View endwise (C90)					
x	y										
2H	2H	26.4	27.6	27.2	28.4	29.5	26.4	27.6	27.2	28.4	29.5
	3H	29.1	30.2	30.0	31.1	32.2	29.1	30.2	30.0	31.1	32.2
	4H	30.6	31.6	31.5	32.5	33.7	30.6	31.6	31.5	32.5	33.7
	6H	32.0	32.9	32.9	33.9	35.1	32.0	32.9	32.9	33.9	35.1
	8H	32.7	33.6	33.6	34.5	35.7	32.7	33.6	33.6	34.5	35.7
	12H	33.4	34.3	34.4	35.2	36.5	33.4	34.3	34.4	35.2	36.5
4H	2H	27.3	28.3	28.2	29.2	30.3	27.3	28.3	28.2	29.2	30.3
	3H	30.2	31.1	31.1	32.0	33.2	30.2	31.1	31.1	32.0	33.2
	4H	31.8	32.6	32.7	33.5	34.7	31.8	32.6	32.7	33.5	34.7
	6H	33.4	34.1	34.3	35.0	36.3	33.4	34.1	34.3	35.0	36.3
	8H	34.2	34.8	35.1	35.8	37.1	34.2	34.8	35.1	35.8	37.1
	12H	35.0	35.5	36.0	36.5	37.9	35.0	35.5	36.0	36.5	37.9
8H	4H	32.3	32.9	33.3	33.9	35.2	32.3	32.9	33.3	33.9	35.2
	6H	34.1	34.7	35.1	35.7	37.0	34.1	34.7	35.1	35.7	37.0
	8H	35.2	35.6	36.1	36.6	38.0	35.2	35.6	36.1	36.6	38.0
	12H	36.1	36.6	37.1	37.6	38.9	36.1	36.6	37.1	37.6	38.9
12H	4H	32.4	33.0	33.4	34.0	35.3	32.4	33.0	33.4	34.0	35.3
	6H	34.3	34.8	35.3	35.8	37.2	34.3	34.8	35.3	35.8	37.2
	8H	35.5	35.9	36.5	36.9	38.2	35.5	35.9	36.5	36.9	38.2

Luminance table	Max. for $\gamma \geq 65^\circ$	Photometric dimensions in mm: D = 75	H(C0) = 48 H(C90) = 48	H(C180) = 48 H(C270) = 48
------------------------	---	--------------------------------------	---------------------------	------------------------------

C-planes	0°
γ	Luminance in cd/m ²
45°	119556.4
50°	124470.2
55°	130911.8
60°	137967.9
65°	146715.6
70°	155953.4
75°	168320.8
80°	182406.1
85°	194094.5

Photometric test report

Family Silica® 21 Ring	Order number: 5PJBI4D1104A EAN: 4058352960400	LP number 59506_11
---	--	-------------------------------------

Luminance values in cd/m² γ 65° γ 70° γ 75° γ 80° γ 85°

