



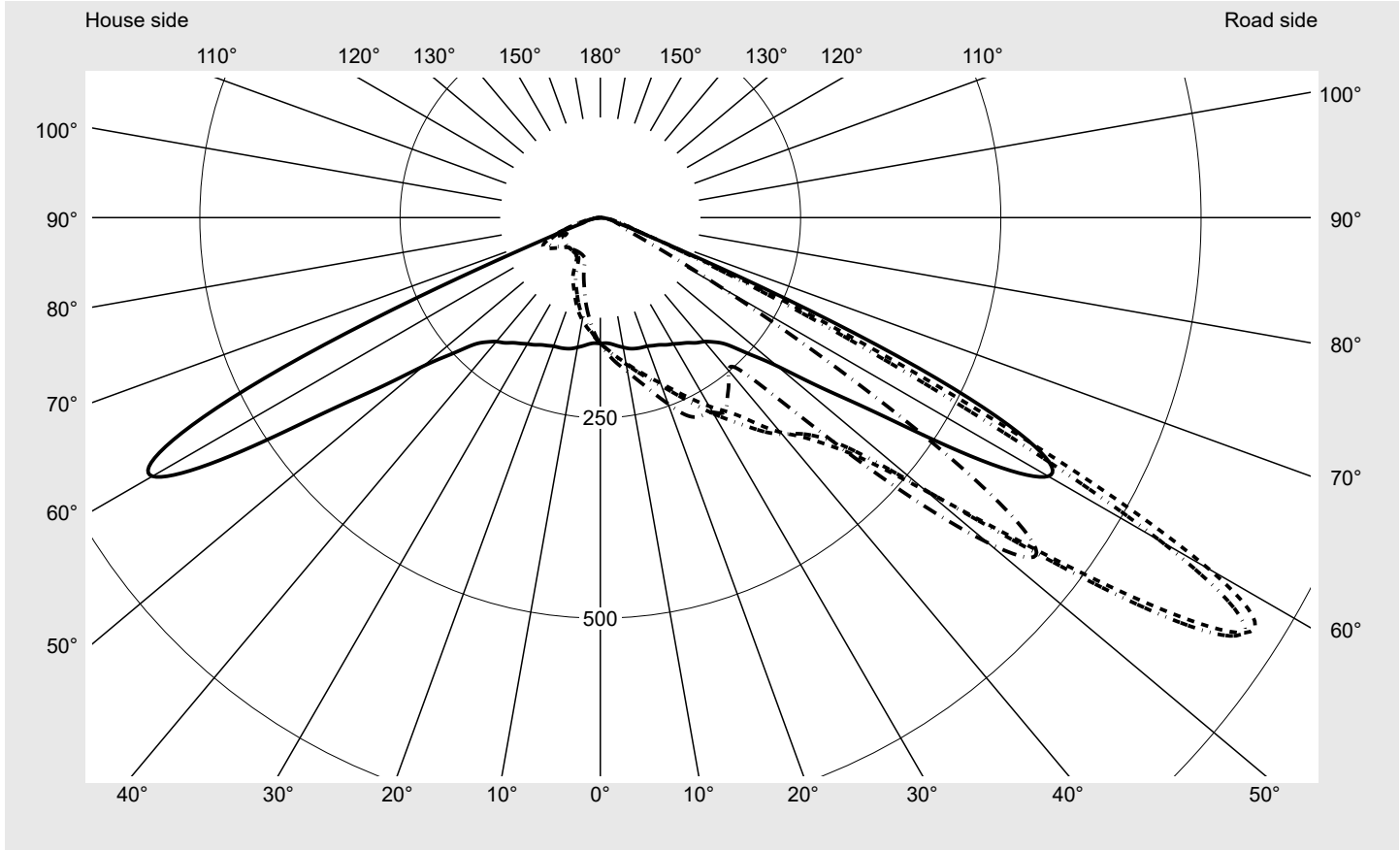
# Photometric test report

<b>Family</b> <b>Floodlight FL21 midi</b>	<b>Order number: 5XA7781E4A3A</b> <b>EAN: 4058352852514</b>	<b>LP number</b> <b>59304_143</b>
	<b>Version</b> Mast bracket <b>Optic</b> asymmetric distribution PL43 <b>Cover</b> toughened safety glass <b>Lamps</b> LED 4000 K   CRI ≥ 70 <b>Controlgear</b> ECG SITECO iQ <b>Rated values</b> Net luminous flux = 28730 lm Power consumption = 208.1 W Luminous efficacy = 138.1 lm/W	<b>serial documentation</b> <b>22.08.2023</b>





**Luminous intensity in cd/klm** C180-0 C220-40 C225-45 C270-90 **Imax: 962 cd/klm**



Luminaire output ratios	
Eta	100.0%
Eta 0° - 90°	100.0%
Eta 90° - 180°	0.0%

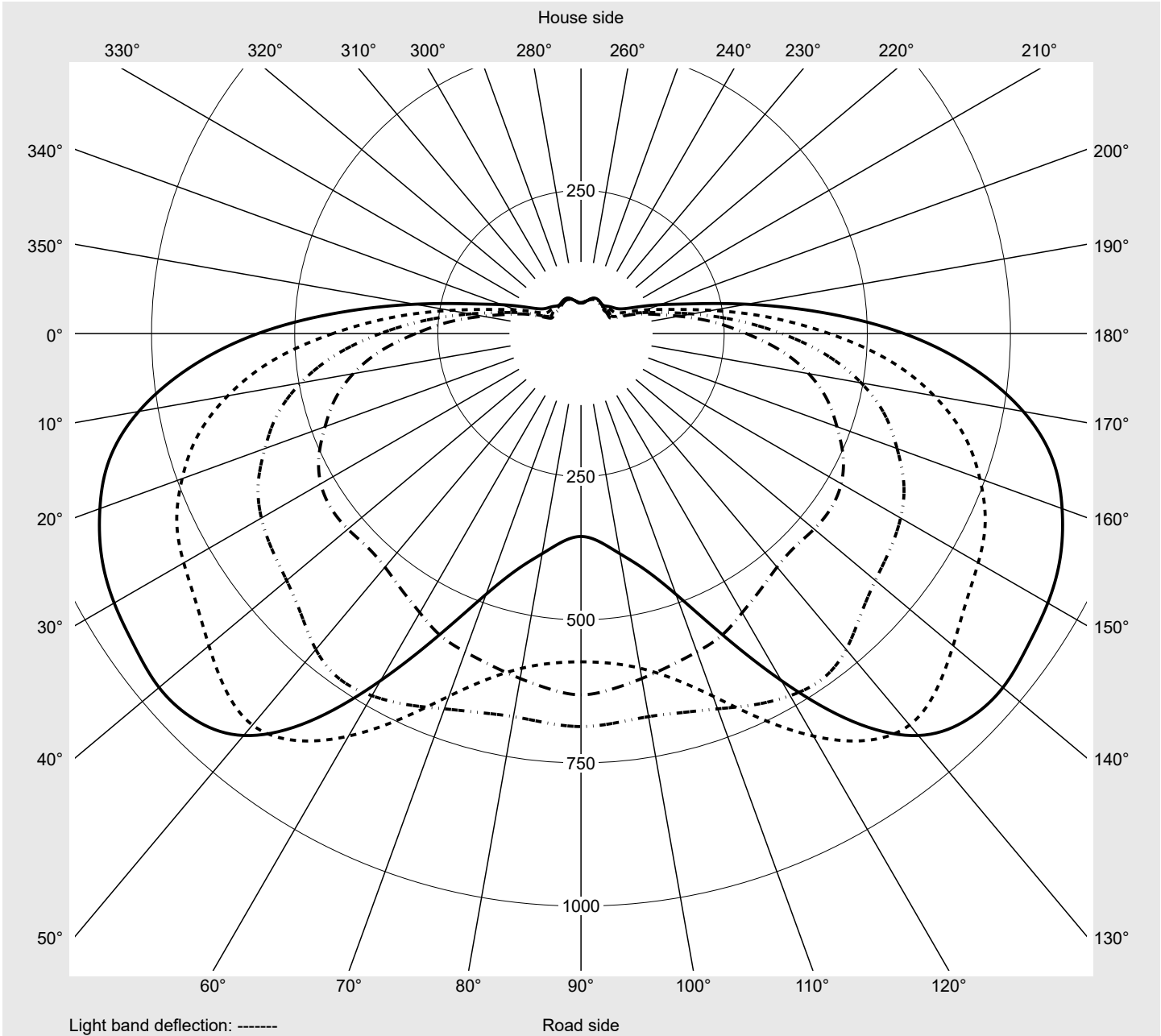
Luminous intensity class acc. to EN13201-2	
Class:	G6
Imax 70°	58.9
Imax 80°	16.9
Imax 90°	0.0
Imax >90°	0.0
Imax >95°	0.0

**Measurement conditions**  
DIN EN 13032 and DIN 5032

**Photometric test report**

<b>Family</b> Floodlight FL21 midi	<b>Order number: 5XA7781E4A3A</b> <b>EAN: 4058352852514</b>	<b>LP number</b> 59304_143
---------------------------------------	--	-------------------------------

**Envelope curve in cd/klm**      **KMK 57.5°**    **KMK 55°**    **KMK 52.5°**    **KMK 50°**      **siteco**



## Photometric test report

<b>Family</b> Floodlight FL21 midi	<b>Order number: 5XA7781E4A3A</b> <b>EAN: 4058352852514</b>	<b>LP number</b> <b>59304_143</b>
---------------------------------------	--	--------------------------------------



### Table of values for luminous intensities Maximum luminous intensity

C-planes	0° 180°	5° 175°	10° 170°	15° 165°	20° 160°	25° 155°	30° 150°	35° 145°	40° 140°	45° 135°	50° 130°	55° 125°	60° 120°
$\gamma$	Luminous intensity in cd/klm												
0,0°	157.1	157.1	157.1	157.1	157.1	157.1	157.1	157.1	157.1	157.1	157.1	157.1	157.1
2,5°	156.9	157.8	158.6	159.4	160.2	161.0	161.7	162.4	163.1	163.7	164.4	165.0	165.6
5,0°	158.3	160.3	161.9	163.5	165.0	166.4	167.6	168.8	170.0	171.0	172.1	173.0	174.0
7,5°	161.4	164.1	166.5	168.8	170.8	172.7	174.4	175.8	177.2	178.4	179.5	180.6	181.6
10,0°	164.4	168.1	171.3	174.2	176.8	179.2	181.2	182.9	184.5	185.9	187.2	188.4	189.4
12,5°	167.4	171.9	175.9	179.6	182.7	185.7	188.2	190.5	192.5	194.4	195.9	197.4	198.5
15,0°	169.2	174.7	179.7	184.2	188.1	191.7	195.0	198.2	200.9	203.5	205.4	207.1	208.3
17,5°	170.1	176.8	183.0	188.6	193.4	198.0	202.4	206.5	210.2	213.4	215.9	217.8	219.1
20,0°	170.8	178.9	186.4	193.1	198.9	204.6	210.0	215.2	219.8	223.8	226.6	229.0	230.4
22,5°	172.9	182.4	191.1	199.1	206.0	212.8	219.3	225.5	231.1	236.1	239.6	242.2	243.8
25,0°	175.2	186.7	196.7	206.0	214.3	222.5	230.0	237.3	244.1	250.2	255.0	258.3	259.3
27,5°	179.0	192.2	203.8	214.5	224.8	234.2	242.1	249.6	257.6	265.9	272.7	276.2	277.6
30,0°	182.1	198.0	211.4	223.9	236.8	246.8	255.3	263.0	271.9	282.7	291.6	295.0	295.2
32,5°	186.3	204.6	220.0	233.6	246.8	258.6	268.6	277.2	285.6	299.6	313.0	316.6	314.8
35,0°	190.7	212.2	229.6	244.3	257.6	270.0	281.5	292.9	302.1	317.6	336.0	344.0	332.8
37,5°	197.0	222.6	243.9	261.0	276.5	291.4	305.0	318.1	325.8	337.0	354.4	355.4	337.3
40,0°	202.1	234.4	261.9	285.4	306.6	325.4	340.0	349.0	349.7	353.0	352.8	344.0	326.3
42,5°	210.8	246.5	277.6	303.1	326.1	347.8	364.5	372.2	370.8	365.9	352.1	338.3	320.8
45,0°	224.6	267.6	303.3	332.4	357.2	380.8	398.8	405.5	401.1	387.6	369.4	352.4	336.5
47,5°	252.0	299.0	341.4	375.5	403.1	429.0	447.0	452.6	447.0	431.9	416.5	405.9	403.2
50,0°	288.4	351.5	403.8	444.9	475.7	505.0	524.8	532.6	531.5	527.6	532.6	546.3	563.0
52,5°	350.2	430.3	497.0	549.5	587.4	622.1	644.5	658.5	671.1	691.9	720.5	736.0	730.5
55,0°	433.2	540.5	626.3	693.6	741.3	779.0	801.1	820.5	848.3	878.5	892.7	867.8	812.0
57,5°	563.9	686.2	784.4	853.1	894.2	923.7	941.4	952.1	962.0	953.8	916.6	827.1	700.1
60,0°	645.7	773.4	861.0	921.1	936.8	940.1	941.0	920.1	877.5	808.2	711.0	584.2	450.7
62,5°	601.4	706.1	762.3	796.7	772.7	741.4	711.6	663.9	591.2	503.0	409.0	323.3	249.9
65,0°	409.8	448.6	471.6	480.8	450.9	418.9	389.1	352.4	303.7	251.6	208.1	168.8	130.0
67,5°	142.0	167.5	172.5	173.5	165.4	156.1	148.4	136.4	124.0	107.2	91.4	76.1	61.2
70,0°	49.3	49.2	46.7	47.4	48.3	48.8	50.1	50.4	52.3	51.7	51.7	53.8	51.3
72,5°	24.2	24.8	24.5	24.7	25.7	27.0	28.6	31.5	34.4	37.5	41.5	41.6	39.5
75,0°	19.2	21.9	20.2	19.9	20.5	20.8	21.6	24.6	26.1	26.6	28.4	29.8	29.8
77,5°	16.4	17.9	15.3	14.7	15.2	15.4	16.1	17.2	18.1	18.6	19.1	20.4	20.9
80,0°	12.2	11.0	10.3	9.9	10.2	10.8	10.9	11.8	12.7	13.2	13.0	13.2	14.0
82,5°	6.4	7.0	5.8	5.8	6.1	6.6	7.3	7.3	7.7	8.7	8.4	8.0	8.4
85,0°	2.9	3.0	2.8	2.8	3.1	3.3	3.7	3.6	3.6	3.7	3.7	3.8	3.8
87,5°	1.2	1.2	1.2	1.2	1.2	1.2	1.2	1.2	1.1	1.1	1.0	0.9	0.9
90,0°	0.0	0.0	0.0	0.0	0.0	0.0	0.0	0.0	0.0	0.0	0.0	0.0	0.0

## Photometric test report

<b>Family</b> Floodlight FL21 midi	<b>Order number: 5XA7781E4A3A</b> <b>EAN: 4058352852514</b>	<b>LP number</b> 59304_143
<b>Table of values for luminous intensities</b>		<b>Maximum luminous intensity</b>

**siteco**

C-planes	65° 115°	70° 110°	75° 105°	80° 100°	85° 95°	90°	185° 355°	190° 350°	195° 345°	200° 340°	205° 335°	210° 330°	215° 325°
γ	Luminous intensity in cd/klm												
0,0°	157.1	157.1	157.1	157.1	157.1	157.1	157.1	157.1	157.1	157.1	157.1	157.1	157.1
2,5°	166.1	166.5	166.9	167.3	167.4	167.6	156.1	155.1	154.2	153.4	152.5	151.6	150.9
5,0°	174.8	175.6	176.4	177.0	177.4	177.6	156.7	154.7	152.7	150.7	148.7	146.7	144.8
7,5°	182.6	183.6	184.5	185.4	186.0	186.3	158.7	155.6	152.5	149.3	146.1	142.9	139.7
10,0°	190.4	191.5	192.7	193.9	194.8	195.2	160.7	156.7	152.4	148.0	143.4	138.8	134.2
12,5°	199.6	200.7	202.1	203.8	205.4	206.1	162.5	157.2	151.8	146.0	140.0	134.0	128.1
15,0°	209.4	210.5	212.0	214.4	216.9	218.0	163.0	156.5	149.7	142.6	135.2	127.9	120.8
17,5°	220.0	221.0	222.6	225.8	230.0	232.3	162.6	154.7	146.5	138.1	129.3	120.6	112.3
20,0°	231.5	232.1	233.3	236.5	243.2	247.5	161.8	152.4	142.9	133.0	122.7	113.0	103.9
22,5°	244.2	244.1	244.3	246.8	256.3	263.5	162.1	151.0	139.5	127.7	116.3	105.8	96.6
25,0°	258.9	257.0	256.0	257.5	267.6	274.6	162.8	149.5	135.7	122.5	110.3	99.5	90.3
27,5°	276.0	272.5	269.9	270.5	279.2	277.7	164.1	148.6	132.8	118.3	105.4	94.5	83.9
30,0°	292.6	285.9	280.7	280.7	287.6	280.6	164.7	147.1	130.0	114.5	101.4	89.8	71.6
32,5°	308.3	293.6	283.9	282.7	289.4	288.0	166.1	146.2	128.0	112.0	98.7	81.8	61.0
35,0°	320.0	299.4	285.4	284.6	281.9	276.3	166.9	144.5	125.1	109.2	94.6	69.0	57.3
37,5°	318.6	295.6	280.2	274.7	266.5	263.2	168.9	143.5	122.9	106.8	85.1	59.9	56.2
40,0°	306.3	286.3	269.5	257.9	251.2	249.2	169.3	141.4	120.1	103.5	70.1	56.9	55.1
42,5°	301.9	283.2	270.0	261.0	258.6	258.3	173.9	143.3	119.8	99.9	64.3	56.3	54.4
45,0°	325.6	319.6	322.8	329.4	337.4	341.4	185.0	148.7	120.3	97.0	63.3	56.8	54.7
47,5°	416.5	432.9	449.9	468.0	483.3	490.4	204.3	158.9	123.6	96.2	63.5	57.0	55.5
50,0°	581.7	591.7	600.9	611.9	623.4	631.1	231.4	173.7	129.8	97.6	64.8	57.1	57.2
52,5°	715.5	697.6	685.4	679.5	682.8	686.5	270.2	196.9	141.6	105.0	72.5	61.0	60.9
55,0°	742.0	674.1	624.4	593.6	578.0	573.5	328.4	232.3	162.1	121.0	88.8	71.9	67.7
57,5°	577.9	484.7	425.9	390.5	364.8	354.5	422.3	294.4	200.2	147.1	110.1	86.5	76.1
60,0°	351.0	288.2	242.2	207.0	181.1	173.8	495.8	349.8	239.8	173.3	127.8	98.5	84.3
62,5°	196.1	156.4	115.6	85.6	69.7	74.4	480.8	347.5	247.8	181.6	135.9	106.0	90.6
65,0°	100.6	78.5	46.7	41.6	38.9	38.1	316.1	238.2	187.4	143.3	115.4	97.1	87.3
67,5°	55.1	50.6	41.2	38.3	34.3	32.5	105.3	78.6	92.0	81.1	74.4	71.1	71.0
70,0°	45.1	39.2	33.6	30.6	27.3	25.3	35.1	30.6	34.0	41.3	43.2	46.3	51.7
72,5°	37.2	32.9	28.3	25.3	22.7	20.3	23.4	24.0	24.3	26.9	28.2	31.6	37.1
75,0°	29.0	26.7	22.7	19.9	19.3	17.0	20.3	17.9	18.7	20.4	21.0	23.9	27.9
77,5°	21.1	19.3	17.1	15.6	14.5	12.9	18.2	14.4	14.4	15.5	15.4	17.1	19.8
80,0°	13.9	12.7	11.3	10.4	9.4	8.6	11.9	12.3	9.7	11.4	11.2	12.0	13.1
82,5°	8.2	7.6	7.1	6.4	5.7	5.4	6.4	10.7	6.2	7.6	7.3	7.3	7.8
85,0°	3.7	3.7	3.5	3.0	2.6	2.5	2.9	5.9	3.4	3.5	3.4	3.4	3.8
87,5°	0.8	0.7	0.7	0.6	0.6	0.6	1.2	1.5	1.3	1.4	1.4	1.4	1.5
90,0°	0.0	0.0	0.0	0.0	0.0	0.0	0.0	0.0	0.0	0.0	0.0	0.0	0.0

## Photometric test report

<b>Family</b> Floodlight FL21 midi	<b>Order number: 5XA7781E4A3A</b> <b>EAN: 4058352852514</b>	<b>LP number</b> 59304_143
<b>Table of values for luminous intensities</b>		<b>Maximum luminous intensity</b>



C-planes	220° 320°	225° 315°	230° 310°	235° 305°	240° 300°	245° 295°	250° 290°	255° 285°	260° 280°	265° 275°	270°	Phi-zone	Total Phi-zone
γ	Luminous intensity in cd/klm											Luminous flux in lm/klm	
0,0°	157.1	157.1	157.1	157.1	157.1	157.1	157.1	157.1	157.1	157.1	157.1	0.2	0.2
2,5°	150.1	149.4	148.7	148.2	147.7	147.3	147.0	146.7	146.4	146.3	146.4	1.9	2.1
5,0°	142.9	141.3	139.6	138.1	136.8	135.8	134.9	134.1	133.6	133.2	133.2	3.7	5.8
7,5°	136.6	133.7	130.8	128.4	126.1	124.2	122.5	121.2	120.3	119.7	119.6	5.6	11.4
10,0°	129.7	125.6	121.6	118.1	114.9	112.3	110.1	108.3	107.0	106.2	106.0	7.5	18.9
12,5°	122.3	117.0	112.0	107.4	103.3	99.8	96.8	94.6	92.9	92.0	91.7	9.3	28.2
15,0°	113.9	107.5	101.5	96.2	91.8	88.0	85.0	82.6	81.0	80.0	79.7	11.1	39.3
17,5°	104.5	97.7	91.5	86.2	81.6	77.5	74.0	71.2	69.2	68.1	67.8	12.9	52.3
20,0°	96.0	89.1	82.5	75.4	68.6	63.5	60.1	58.0	56.8	56.2	56.0	14.7	67.0
22,5°	88.6	80.3	70.2	61.8	57.5	55.7	54.6	53.8	53.3	53.0	53.0	16.7	83.7
25,0°	81.1	69.0	59.9	56.2	54.9	54.0	53.2	52.5	52.1	51.8	51.8	18.8	102.5
27,5°	68.9	58.8	55.8	54.7	53.9	53.2	52.6	52.0	51.5	51.2	51.2	21.2	123.7
30,0°	58.7	55.9	54.8	54.2	53.6	52.9	52.3	51.7	51.2	50.9	50.8	23.6	147.3
32,5°	56.2	55.0	54.4	54.0	53.4	52.9	52.3	51.7	51.2	50.8	50.8	26.1	173.4
35,0°	55.4	54.5	54.1	53.9	53.5	53.2	52.8	52.2	51.5	51.1	51.0	28.6	202.0
37,5°	55.0	54.2	54.0	54.1	54.1	54.0	53.6	52.9	52.2	51.6	51.5	31.0	233.0
40,0°	54.3	53.9	54.1	54.7	55.0	55.1	54.9	54.2	53.4	52.4	52.2	33.3	266.3
42,5°	53.7	53.9	54.5	55.5	56.3	56.8	56.8	56.0	54.7	53.4	52.9	36.0	302.3
45,0°	53.7	54.1	55.5	56.9	58.2	59.0	59.0	57.8	56.2	54.4	53.7	41.1	343.4
47,5°	54.7	54.8	56.7	58.3	59.9	61.1	61.2	59.5	57.4	55.1	54.2	50.3	393.8
50,0°	57.5	57.0	58.4	59.7	61.8	63.4	63.3	61.0	58.0	55.4	54.4	64.1	457.9
52,5°	61.5	60.0	60.1	61.2	63.5	65.0	64.7	61.9	58.2	55.1	54.1	80.0	537.8
55,0°	66.0	63.3	61.4	62.1	64.4	66.0	65.5	62.2	58.3	54.6	53.7	93.3	631.1
57,5°	71.2	67.1	63.3	63.0	65.1	66.5	65.8	62.2	57.8	53.9	53.2	98.8	729.9
60,0°	76.7	70.2	65.0	63.6	65.1	66.2	64.8	60.9	56.1	52.1	52.0	92.1	822.0
62,5°	80.1	71.9	65.9	63.1	63.6	63.8	61.8	58.0	54.1	50.5	51.4	72.6	894.5
65,0°	77.8	70.7	64.4	60.4	59.6	59.5	57.3	54.0	51.0	47.3	47.6	45.7	940.2
67,5°	68.6	64.3	59.3	55.5	54.0	53.4	51.3	48.0	43.7	45.1	64.2	21.9	962.1
70,0°	54.2	53.8	50.6	47.9	46.9	45.9	43.9	40.6	36.7	36.5	58.9	11.5	973.6
72,5°	41.2	42.2	41.3	39.8	38.7	37.9	36.1	32.7	29.4	28.7	34.9	8.3	981.9
75,0°	31.2	32.5	32.8	32.1	31.5	30.8	29.0	25.2	23.1	22.3	23.2	6.5	988.4
77,5°	22.1	24.0	24.4	24.1	24.0	24.0	22.2	18.4	16.4	15.3	15.3	4.9	993.3
80,0°	14.9	16.0	16.3	16.1	16.3	16.9	15.3	12.2	10.7	9.5	9.3	3.3	996.6
82,5°	8.9	9.6	9.8	9.6	9.6	9.5	8.5	7.3	6.4	5.6	5.2	2.1	998.7
85,0°	4.3	4.6	4.6	4.6	4.6	4.3	3.8	3.5	3.1	2.7	2.6	1.0	999.7
87,5°	1.5	1.6	1.6	1.6	1.6	1.5	1.4	1.3	1.2	1.1	1.0	0.3	1000.0
90,0°	0.0	0.0	0.0	0.0	0.0	0.0	0.0	0.0	0.0	0.0	0.0	0.0	1000.0

## Photometric test report

<b>Family</b> Floodlight FL21 midi	<b>Order number: 5XA7781E4A3A</b> <b>EAN: 4058352852514</b>	<b>LP number</b> 59304_143
---------------------------------------	--	-------------------------------

<b>Dimming levels table</b>	environmental temperature: 25°C	<b>siteco</b>
-----------------------------	---------------------------------	---------------

Luminous flux %	Dimming level linear	Dimming level logarithmic	Luminous flux [lm]	Power consumption [W] start of lifetime	Power consumption [W] end of lifetime	Power consumption [W] average
100	254	254	28730	208.1	227.1	217.6
95	241	252	27260	193.9	211.3	202.6
90	229	250	25902	181.3	197.6	189.4
85	216	248	24432	168.1	183.1	175.6
80	203	246	22961	155.4	169.1	162.2
75	190	243	21491	143.4	155.7	149.6
70	178	241	20134	132.4	143.9	138.2
65	165	238	18663	121.2	131.5	126.4
60	152	235	17193	110.3	119.6	115.0
55	140	232	15835	100.4	109.0	104.7
50	127	229	14365	90.3	97.8	94.0
45	114	225	12895	80.2	86.9	83.6
40	102	221	11537	71.1	77.1	74.1
35	89	216	10067	61.7	66.7	64.2
30	76	210	8596	52.5	56.7	54.6
25	63	203	7126	43.8	47.1	45.4
20	51	195	5769	36.1	38.7	37.4
15	38	184	4298	27.8	29.7	28.8
13	32	178	3620	24.0	25.6	24.8