
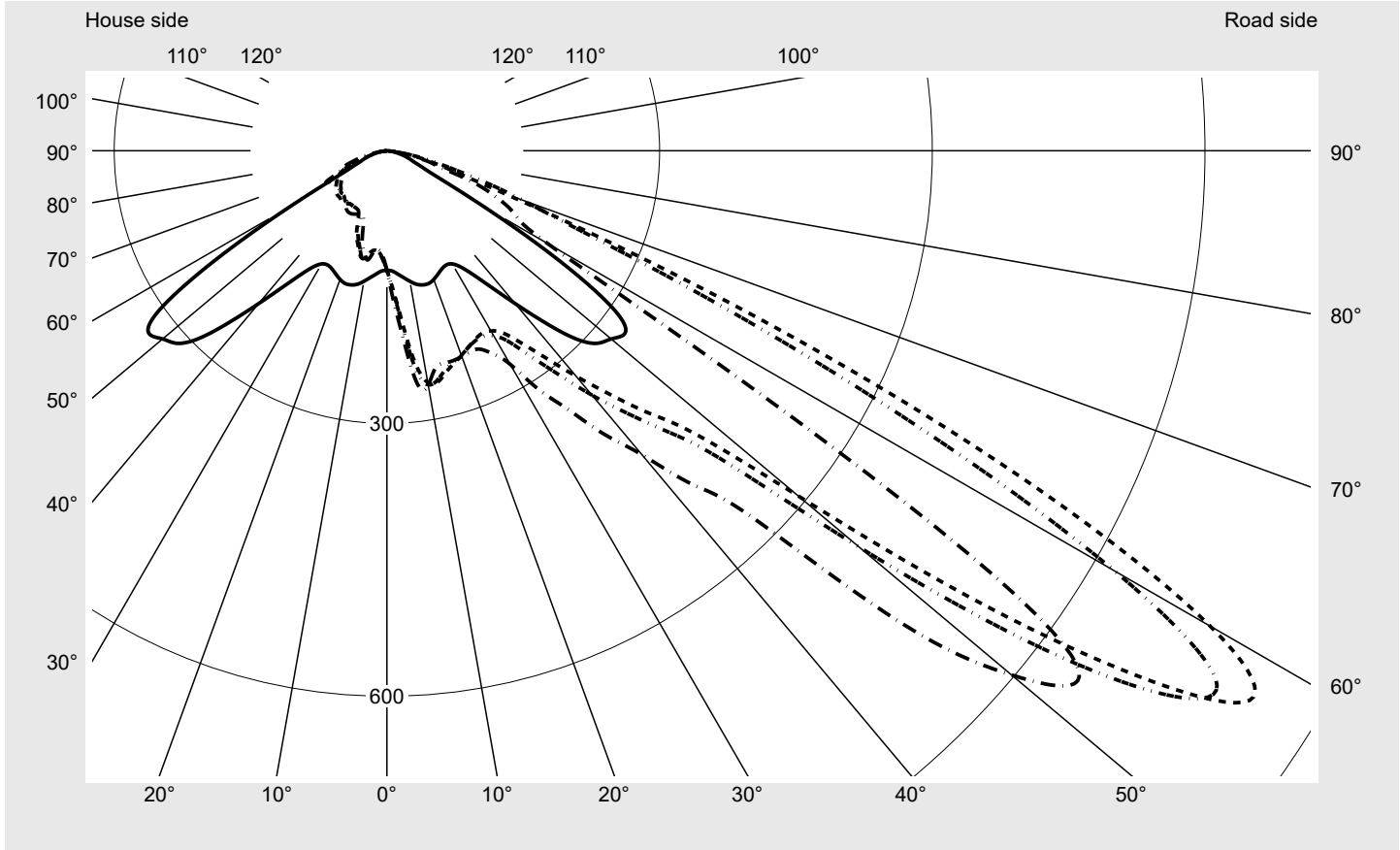


# Photometric test report

<b>Family</b> <b>Floodlight FL11</b>	<b>Order number: 5XA779416E01BA</b> <b>EAN: 4058352607909</b>	<b>LP number</b> <b>59252_46</b>
	<b>Version</b> standard bracket <b>Optic</b> asymmetric distribution PL64 <b>Cover</b> toughened safety glass <b>Lamps</b> LED 4000 K   CRI ≥ 70 <b>Controlgear</b> ECG <b>Rated values</b> Ta = 10 °C Net luminous flux = 92860 lm Power consumption = 663.7 W Luminous efficacy = 139.9 lm/W	<b>serial documentation</b> 14.03.2023



**Luminous intensity in cd/klm**
C180-0
C230-50
C235-55
C270-90
**Imax: 1125 cd/klm**



**Luminaire output ratios**

Eta	100.0%
Eta 0° - 90°	100.0%
Eta 90° - 180°	0.0%

**Luminous intensity class acc. to EN13201-2**

Class:	G6
Imax 70°	159.0
Imax 80°	26.3
Imax 90°	0.0
Imax >90°	0.0
Imax >95°	0.0

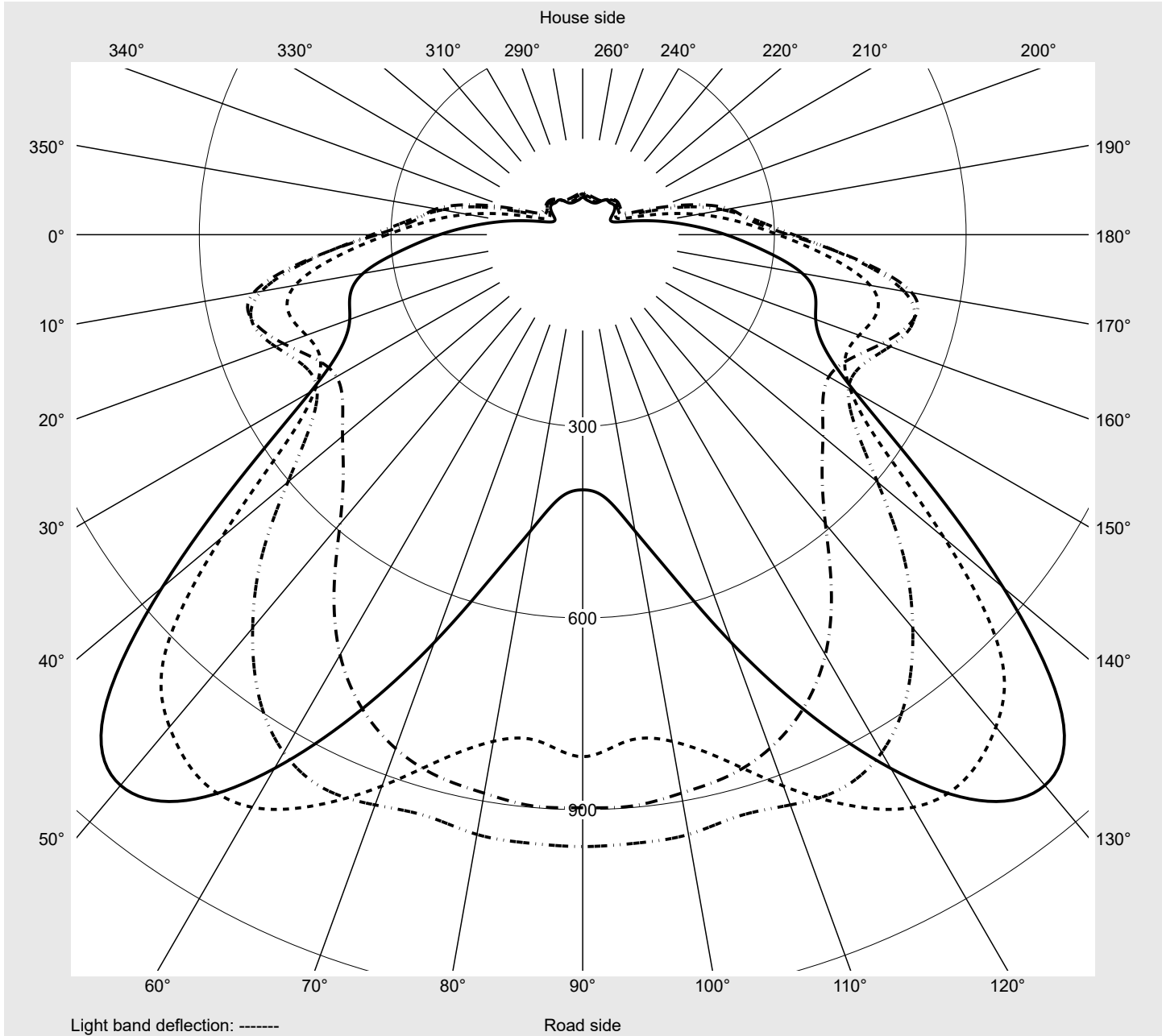
**Measurement conditions**

DIN EN 13032 and DIN 5032

# Photometric test report

<b>Family</b> <b>Floodlight FL11</b>	<b>Order number: 5XA779416E01BA</b> <b>EAN: 4058352607909</b>	<b>LP number</b> <b>59252_46</b>
---	--	-------------------------------------

**Envelope curve in cd/klm**      **KMK 57.5°**    **KMK 55°**    **KMK 52.5°**    **KMK 50°**      **siteco**



## Photometric test report

<b>Family</b> <b>Floodlight FL11</b>	<b>Order number: 5XA779416E01BA</b> <b>EAN: 4058352607909</b>	<b>LP number</b> <b>59252_46</b>
<b>Table of values for luminous intensities</b>		<b>Maximum luminous intensity</b>
<b>siteco</b>		

C-planes	0° 180°	5° 175°	10° 170°	15° 165°	20° 160°	25° 155°	30° 150°	35° 145°	40° 140°	45° 135°	50° 130°	55° 125°	60° 120°
γ	Luminous intensity in cd/klm												
0,0°	131.6	131.6	131.6	131.6	131.6	131.6	131.6	131.6	131.6	131.6	131.6	131.6	131.6
2,5°	132.4	134.5	136.5	138.6	140.7	142.9	145.0	147.2	149.3	151.1	152.6	154.1	155.5
5,0°	136.2	140.7	145.2	150.1	155.2	160.1	165.5	171.2	177.1	182.6	187.7	192.3	196.7
7,5°	140.7	147.8	155.4	163.1	171.8	181.2	191.0	201.4	212.6	224.1	234.3	242.3	248.0
10,0°	145.8	155.5	166.0	177.1	189.8	203.4	219.6	236.2	247.5	254.2	258.8	261.3	262.6
12,5°	150.4	163.4	176.8	191.2	208.5	228.7	244.2	253.7	259.4	261.0	260.3	258.1	255.4
15,0°	152.7	169.1	184.5	203.0	225.6	243.0	253.7	258.5	258.2	255.7	252.1	249.2	247.0
17,5°	153.0	171.4	189.1	213.7	236.0	249.5	254.3	253.6	250.3	247.3	245.3	243.9	243.1
20,0°	150.7	170.1	191.9	220.1	239.7	247.8	247.7	244.7	242.2	240.9	239.8	239.4	239.0
22,5°	146.9	167.3	194.1	222.9	239.1	241.1	238.4	236.2	234.8	234.0	233.9	234.1	234.5
25,0°	143.3	166.0	197.5	224.2	235.4	233.9	231.7	229.8	228.3	228.4	229.2	230.5	231.6
27,5°	141.6	168.5	202.2	227.6	232.9	229.8	227.0	224.2	223.4	224.5	226.5	230.0	233.3
30,0°	143.8	174.8	209.4	232.3	233.6	228.8	223.8	220.7	220.7	223.4	228.9	235.1	241.0
32,5°	151.9	186.1	221.0	239.6	236.5	229.5	222.7	220.1	222.5	229.3	237.7	248.7	261.9
35,0°	167.3	204.1	238.0	252.1	245.3	233.3	225.7	225.6	233.1	243.5	258.5	276.2	294.8
37,5°	189.9	231.0	265.4	275.9	263.2	243.1	234.5	238.8	249.7	266.6	287.4	310.3	332.0
40,0°	219.4	268.8	310.2	319.3	292.3	261.6	252.6	260.2	275.4	298.0	323.7	350.9	373.9
42,5°	255.2	318.2	376.2	379.5	329.0	294.5	282.7	290.6	310.0	334.9	363.8	392.0	416.1
45,0°	291.7	377.9	460.0	441.3	383.2	346.4	329.7	335.2	356.3	380.6	408.5	437.2	467.1
47,5°	313.5	422.4	510.1	492.7	444.3	404.7	385.1	390.6	412.4	433.9	462.3	509.0	567.3
50,0°	322.1	427.1	523.1	531.8	498.3	460.9	444.9	458.7	490.7	529.8	590.9	678.4	759.4
52,5°	330.0	423.0	510.7	534.9	511.8	482.8	480.3	520.0	602.2	709.6	803.6	883.3	935.9
55,0°	305.8	384.9	457.0	476.1	460.3	453.6	483.4	565.6	738.3	923.8	1005.9	1041.7	1034.9
57,5°	224.1	284.8	349.1	377.3	388.0	416.9	491.6	641.3	859.1	1060.2	1125.2	1081.1	964.9
60,0°	124.1	156.8	227.5	273.2	299.1	350.2	474.4	685.2	902.7	1047.0	1045.9	924.1	734.1
62,5°	63.0	73.0	129.6	185.8	222.2	266.7	381.8	564.4	742.6	853.1	813.5	664.6	495.2
65,0°	42.6	44.9	81.7	136.8	181.2	216.0	273.1	371.7	467.9	543.1	529.6	413.8	301.4
67,5°	32.5	35.5	54.9	89.0	121.0	143.7	166.0	206.7	241.9	283.0	278.9	234.8	203.4
70,0°	27.0	28.2	38.3	54.2	71.1	80.0	89.0	107.6	120.9	125.1	137.6	159.0	148.1
72,5°	22.1	22.7	23.8	26.1	38.7	50.0	53.3	52.6	32.7	50.1	82.7	108.4	102.1
75,0°	17.3	18.2	18.6	20.8	23.8	33.3	35.7	23.9	24.2	34.9	57.1	70.0	68.9
77,5°	12.3	13.6	14.7	16.3	17.7	23.3	23.2	18.2	17.8	23.1	38.9	47.5	44.6
80,0°	8.5	9.4	11.0	12.4	13.8	14.7	14.5	12.5	11.8	14.2	22.7	26.3	22.3
82,5°	5.6	6.1	7.7	9.0	10.5	10.4	9.4	8.1	7.1	7.6	12.0	10.9	9.5
85,0°	2.7	3.3	4.5	5.5	6.0	5.5	4.9	3.8	3.3	2.8	2.9	2.9	3.1
87,5°	1.1	1.2	1.4	1.6	1.6	1.4	1.2	1.0	1.0	1.0	1.0	1.0	1.1
90,0°	0.0	0.0	0.0	0.0	0.0	0.0	0.0	0.0	0.0	0.0	0.0	0.0	0.0

## Photometric test report

<b>Family</b> <b>Floodlight FL11</b>	<b>Order number: 5XA779416E01BA</b> <b>EAN: 4058352607909</b>	<b>LP number</b> <b>59252_46</b>
<b>Table of values for luminous intensities</b>		<b>Maximum luminous intensity</b>

siteco

C-planes	65° 115°	70° 110°	75° 105°	80° 100°	85° 95°	90°	185° 355°	190° 350°	195° 345°	200° 340°	205° 335°	210° 330°	215° 325°
$\gamma$	Luminous intensity in cd/klm												
0,0°	131.6	131.6	131.6	131.6	131.6	131.6	131.6	131.6	131.6	131.6	131.6	131.6	131.6
2,5°	156.6	157.4	158.2	158.9	159.9	164.9	130.5	128.8	127.2	125.6	124.1	122.9	121.7
5,0°	200.7	204.1	206.9	209.2	211.1	208.1	131.9	128.2	124.8	121.9	119.3	117.2	115.4
7,5°	251.8	254.5	256.3	257.6	258.6	259.4	134.3	128.8	124.2	120.6	117.6	115.5	113.8
10,0°	262.9	262.7	261.8	261.0	260.3	261.7	137.0	130.1	124.5	120.7	117.9	115.7	114.0
12,5°	252.7	250.4	248.2	246.5	245.3	245.4	139.2	130.7	124.9	121.4	118.5	116.9	118.0
15,0°	245.6	244.4	243.3	242.3	241.7	242.0	139.2	129.7	124.3	121.2	119.6	121.5	122.0
17,5°	242.5	242.2	242.0	241.8	241.8	242.1	136.8	126.8	122.1	119.9	122.3	121.8	120.9
20,0°	238.9	239.1	239.3	239.7	240.2	240.8	132.5	122.8	118.8	120.6	120.8	119.0	112.3
22,5°	234.9	235.5	236.2	237.3	238.6	239.5	127.6	118.5	117.1	120.1	117.2	110.8	103.0
25,0°	232.8	234.3	236.2	238.3	240.1	240.7	123.8	115.5	117.5	117.1	112.7	102.5	95.4
27,5°	235.5	237.9	241.2	245.0	248.0	251.6	122.0	114.1	119.1	114.4	104.9	95.8	88.1
30,0°	247.1	253.8	260.5	267.0	271.5	271.3	123.0	116.1	119.8	111.9	98.9	90.2	79.8
32,5°	273.6	283.7	292.5	300.5	305.7	312.0	128.5	123.1	121.2	108.8	94.1	84.0	75.1
35,0°	310.3	322.7	333.0	341.7	347.8	347.3	139.5	135.3	123.3	105.0	89.7	77.9	73.4
37,5°	350.9	365.7	376.4	385.0	391.1	393.4	155.8	149.6	126.9	103.3	85.9	75.6	73.2
40,0°	394.0	410.6	422.4	431.0	437.2	436.5	178.6	167.3	134.1	105.7	84.0	76.1	74.0
42,5°	437.8	455.4	469.6	480.6	488.5	498.0	204.1	186.9	144.7	111.1	85.3	76.9	74.4
45,0°	496.1	523.4	548.1	567.3	579.9	574.6	230.4	207.0	158.8	119.3	86.5	76.9	75.2
47,5°	622.1	667.2	704.9	729.3	744.5	772.1	248.7	221.2	172.9	124.8	85.9	75.9	75.1
50,0°	817.7	856.0	877.6	887.8	897.6	897.0	262.7	232.7	181.0	121.5	80.7	72.4	72.3
52,5°	957.0	949.9	942.3	953.3	956.1	957.8	270.4	223.5	168.0	104.5	72.0	66.7	68.0
55,0°	985.4	918.4	850.3	805.3	795.7	817.1	242.5	183.3	124.3	77.7	60.2	59.3	63.2
57,5°	820.8	679.3	557.4	471.0	414.0	399.4	168.5	121.8	83.1	58.3	49.6	50.4	58.2
60,0°	565.9	416.9	291.2	218.8	201.8	204.1	98.5	76.3	60.2	49.5	42.7	42.5	51.4
62,5°	352.9	225.2	172.1	164.4	165.0	163.5	62.0	53.1	50.9	44.0	38.6	37.9	42.6
65,0°	215.8	157.2	148.0	144.2	146.1	148.1	45.1	41.3	45.0	39.4	35.9	35.1	37.7
67,5°	155.8	138.1	133.4	129.5	129.8	126.1	35.6	35.3	36.1	34.5	32.8	32.2	34.9
70,0°	123.4	120.3	112.5	104.4	99.6	99.7	28.5	30.8	31.5	31.1	29.5	29.2	32.2
72,5°	90.4	88.2	79.7	70.9	68.2	63.4	23.2	24.9	27.7	26.3	25.0	25.2	27.5
75,0°	64.4	59.0	56.6	51.9	49.2	49.4	19.3	20.8	21.2	21.1	20.8	20.7	21.5
77,5°	39.1	35.8	37.0	39.4	36.6	32.0	13.8	15.5	15.5	15.5	15.9	15.5	15.0
80,0°	19.4	19.5	22.1	22.4	19.3	18.9	9.2	10.4	10.5	10.7	10.7	10.1	9.5
82,5°	9.4	9.3	10.3	10.0	8.2	7.7	5.7	6.3	6.7	6.6	6.3	5.9	5.5
85,0°	3.1	3.0	2.9	2.9	2.8	3.0	2.9	3.2	3.4	3.2	3.1	2.9	2.7
87,5°	1.1	1.1	1.1	1.0	1.0	1.0	1.1	1.2	1.3	1.3	1.2	1.2	1.2
90,0°	0.0	0.0	0.0	0.0	0.0	0.0	0.0	0.0	0.0	0.0	0.0	0.0	0.0

## Photometric test report

<b>Family</b> <b>Floodlight FL11</b>	<b>Order number: 5XA779416E01BA</b> <b>EAN: 4058352607909</b>	<b>LP number</b> <b>59252_46</b>
<b>Table of values for luminous intensities</b>		<b>Maximum luminous intensity</b>
		<b>siteco</b>

C-planes	220° 320°	225° 315°	230° 310°	235° 305°	240° 300°	245° 295°	250° 290°	255° 285°	260° 280°	265° 275°	270°	Phi-zone	Total Phi-zone
γ	Luminous intensity in cd/klm											Luminous flux in lm/klm	
0,0°	131.6	131.6	131.6	131.6	131.6	131.6	131.6	131.6	131.6	131.6	131.6	0.2	0.2
2,5°	120.5	119.5	118.5	117.8	117.0	116.5	116.1	115.8	115.6	115.3	115.3	1.6	1.8
5,0°	113.8	112.6	111.6	110.9	110.4	110.0	109.7	109.6	109.4	109.1	109.2	3.5	5.3
7,5°	112.5	111.3	110.4	110.0	110.0	110.3	110.8	111.4	111.9	112.1	112.2	5.9	11.2
10,0°	113.2	113.9	115.3	116.9	118.0	118.9	120.0	120.9	121.7	122.0	122.0	8.4	19.6
12,5°	119.7	120.5	121.6	122.0	120.4	118.5	116.9	115.9	115.3	114.8	114.6	10.5	30.1
15,0°	122.1	120.5	116.5	113.3	110.9	109.0	107.6	106.7	106.1	105.6	105.2	12.5	42.6
17,5°	115.7	110.7	106.8	103.7	101.2	98.4	94.9	91.4	88.7	87.1	86.6	14.2	56.8
20,0°	106.2	101.5	97.6	92.5	85.4	80.0	77.7	77.1	77.0	77.0	76.9	15.6	72.4
22,5°	97.2	91.7	83.1	76.4	74.6	74.5	74.9	75.4	75.7	76.0	76.1	16.9	89.3
25,0°	88.7	78.4	73.8	72.9	73.0	73.6	74.4	75.3	76.2	76.8	77.1	18.3	107.7
27,5°	77.4	72.9	71.9	71.8	72.1	72.9	74.3	75.8	77.2	78.1	78.5	19.9	127.6
30,0°	73.6	71.9	71.4	71.4	71.7	72.7	74.5	76.4	78.1	79.3	79.7	22.0	149.6
32,5°	72.5	71.5	71.3	71.0	71.4	72.5	74.3	76.4	78.2	79.3	79.6	24.7	174.3
35,0°	72.1	71.7	71.3	71.2	71.2	72.0	73.0	74.5	76.2	77.3	77.7	28.1	202.4
37,5°	72.9	73.2	73.4	72.0	70.5	70.0	70.4	71.0	71.9	72.8	73.3	32.3	234.7
40,0°	73.9	75.3	75.1	71.5	68.7	66.7	66.6	67.4	68.6	69.5	69.9	37.6	272.3
42,5°	74.4	76.4	74.5	69.2	66.0	64.5	64.1	64.7	66.1	67.6	68.3	43.9	316.2
45,0°	75.2	75.9	73.1	68.2	64.3	62.2	61.4	62.3	64.3	66.3	67.4	52.1	368.3
47,5°	75.1	74.8	73.2	67.8	62.7	60.7	60.0	61.4	64.6	67.3	68.4	63.5	431.8
50,0°	74.2	74.8	72.5	67.4	61.7	59.9	60.1	60.9	62.5	64.5	66.0	77.1	508.9
52,5°	72.3	73.4	70.7	67.3	61.5	59.5	57.9	58.1	59.9	61.8	64.0	88.3	597.2
55,0°	69.1	70.8	68.3	66.7	61.9	57.2	55.2	55.5	56.4	58.2	61.7	90.8	688.0
57,5°	65.7	67.4	65.6	66.0	61.7	55.4	52.8	52.5	53.7	55.6	58.5	81.1	769.0
60,0°	61.4	63.0	62.1	63.8	61.7	55.3	51.6	51.0	52.2	56.1	60.3	66.4	835.4
62,5°	52.6	57.3	56.9	60.4	60.7	55.9	51.6	51.3	57.5	69.3	75.4	51.0	886.5
65,0°	43.1	48.7	51.4	55.4	57.9	56.1	52.5	56.3	62.8	61.2	61.7	36.9	923.4
67,5°	37.4	38.3	42.6	48.4	54.0	54.3	53.4	55.3	52.6	53.2	54.3	25.3	948.7
70,0°	32.2	30.9	33.3	40.0	47.3	50.8	51.5	49.0	47.0	48.3	49.4	17.6	966.3
72,5°	25.8	25.0	24.1	28.5	36.2	42.4	45.8	39.0	39.0	39.6	40.0	11.9	978.2
75,0°	19.8	17.8	17.9	20.3	25.4	31.1	36.7	33.2	30.3	30.4	31.0	8.7	986.9
77,5°	13.8	12.8	12.8	14.4	18.1	21.3	25.2	25.0	21.7	21.6	22.2	6.1	993.0
80,0°	8.7	8.6	8.6	9.3	11.7	12.3	13.6	15.3	13.6	13.3	13.5	3.7	996.7
82,5°	5.2	5.1	5.1	5.6	6.8	6.7	6.7	7.3	7.2	6.9	7.1	2.1	998.8
85,0°	2.6	2.5	2.5	2.6	2.8	2.7	2.7	2.6	2.6	2.6	2.6	0.9	999.7
87,5°	1.2	1.3	1.3	1.3	1.4	1.4	1.4	1.4	1.4	1.4	1.4	0.3	1000.0
90,0°	0.0	0.0	0.0	0.0	0.0	0.0	0.0	0.0	0.0	0.0	0.0	0.0	1000.0

## Photometric test report

<b>Family</b> Floodlight FL11	<b>Order number: 5XA779416E01BA</b> <b>EAN: 4058352607909</b>	<b>LP number</b> 59252_46
----------------------------------	--	------------------------------

<b>Dimming levels table</b>	environmental temperature: 10°C	<b>siteco</b>
-----------------------------	---------------------------------	---------------

Luminous flux %	Dimming level linear	Luminous flux [lm]	Power consumption [W]	Power consumption [W] end of lifetime	Power consumption [W] average
100	254	92860	663.7	663.7	663.7
95	238	88246	620.8	620.8	620.8
90	222	83481	577.9	577.9	577.9
85	207	78802	537.9	537.9	537.9
80	193	74360	501.2	501.2	501.2
75	179	69811	464.4	464.4	464.4
70	165	65146	428.0	428.0	428.0
65	151	60355	391.2	391.2	391.2
60	138	55836	357.8	357.8	357.8
55	125	51099	324.3	324.3	324.3
50	112	46269	290.8	290.8	290.8
45	100	41717	260.2	260.2	260.2
40	88	37147	229.1	229.1	229.1
35	76	32446	198.6	198.6	198.6
30	65	28002	171.1	171.1	171.1
25	53	23097	141.3	141.3	141.3
20	42	18517	113.9	113.9	113.9
15	31	13944	87.0	87.0	87.0
10	20	9166	60.0	60.0	60.0
5	10	4795	35.7	35.7	35.7
2	3	1699	17.6	17.6	17.6

<b>Dimming levels table</b>	environmental temperature: 25°C
-----------------------------	---------------------------------

Luminous flux %	Dimming level linear	Luminous flux [lm]	Power consumption [W]	Power consumption [W] end of lifetime	Power consumption [W] average
100	254	90020	658.7	658.7	658.7
95	237	85413	613.2	613.2	613.2
90	221	80955	570.6	570.6	570.6
85	206	76508	530.9	530.9	530.9
80	191	71995	491.9	491.9	491.9
75	177	67605	455.3	455.3	455.3
70	163	63110	418.8	418.8	418.8
65	149	58579	382.4	382.4	382.4
60	136	54123	349.4	349.4	349.4
55	123	49490	316.0	316.0	316.0
50	111	45147	285.5	285.5	285.5
45	98	40333	252.5	252.5	252.5
40	86	35834	221.6	221.6	221.6
35	75	31641	194.1	194.1	194.1
30	63	26830	164.3	164.3	164.3
25	52	22416	137.2	137.2	137.2
20	41	17914	110.2	110.2	110.2
15	30	13371	83.6	83.6	83.6
10	20	9080	59.3	59.3	59.3
5	9	4327	32.9	32.9	32.9
2	3	1686	17.3	17.3	17.3

**Photometric test report**

<b>Family</b> Floodlight FL11	<b>Order number: 5XA779416E01BA</b> <b>EAN: 4058352607909</b>	<b>LP number</b> 59252_46
----------------------------------	--	------------------------------

**Luminousfluxs table**



Temperature °C	Luminous flux lm	Power consumption W
10.0	92860.0	663.7
25.0	90020.0	658.7