


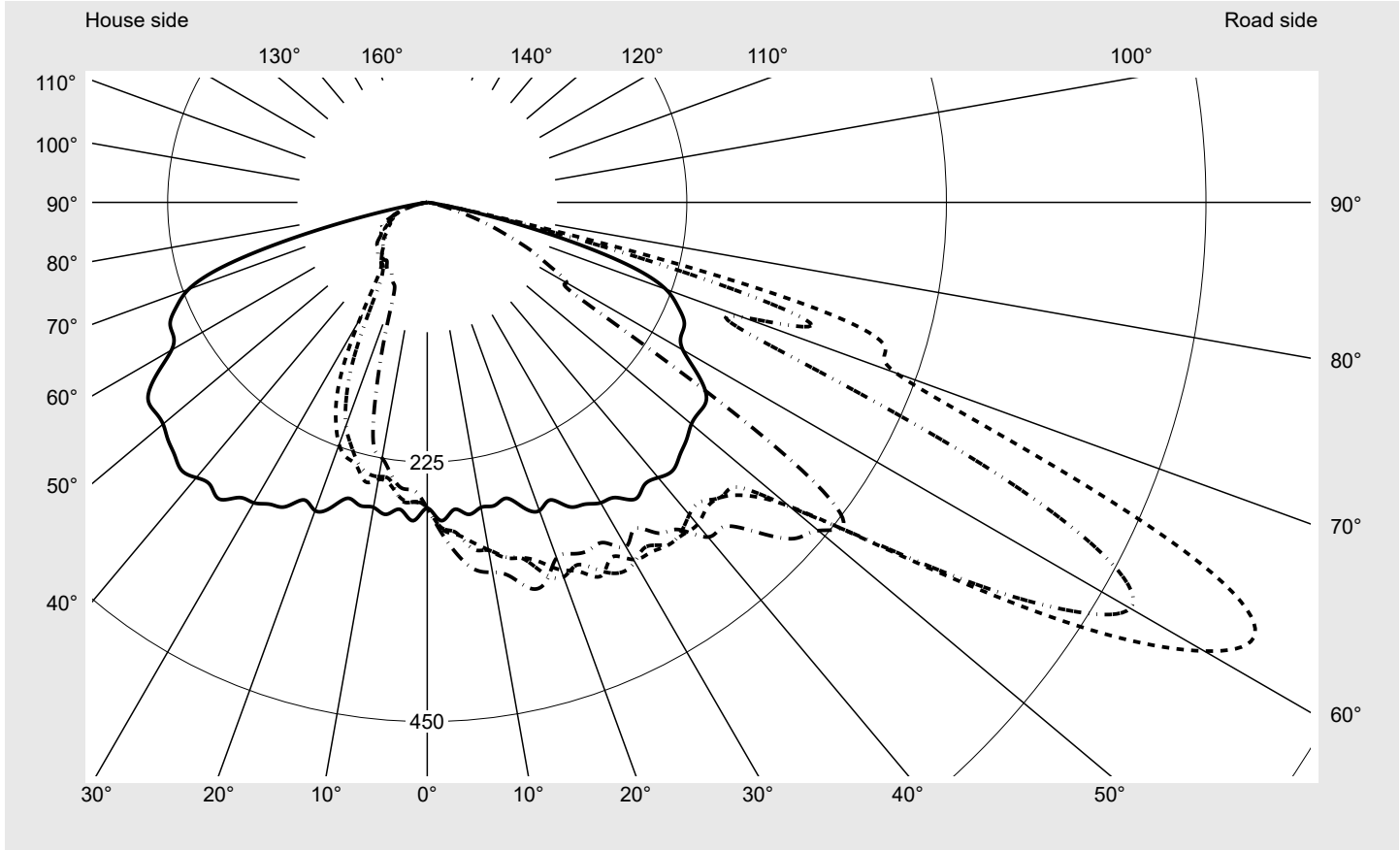
# Photometric test report

<b>Family</b> <b>Streetlight 21 midi easy LED</b>	<b>Order number: 5XE7E43A08MB</b> <b>EAN: 4058352731321</b>	<b>LP number</b> <b>59077_477</b>
	<b>Version</b> post-top or side-entry mounting <b>Optic</b> asymmetric, wide distribution (STW1.0a) <b>Cover</b> toughened safety glass <b>Lamps</b> LED 4000 K   CRI ≥ 70 <b>Controlgear</b> ECG DIM <b>Rated values</b> Net luminous flux = 20180 lm Power consumption = 147.0 W Luminous efficacy = 137.3 lm/W	<b>serial documentation</b> <b>15.07.2022</b>





**Luminous intensity in cd/klm** C180-0 C210-30 C215-35 C270-90 **Imax: 809 cd/klm**



**Luminaire output ratios**

Eta	100.0%
Eta 0° - 90°	100.0%
Eta 90° - 180°	0.0%

**Luminous intensity class acc. to EN13201-2**

Class:	G4
Imax 70°	498.7
Imax 80°	32.8
Imax 90°	0.0
Imax >90°	0.0
Imax >95°	0.0

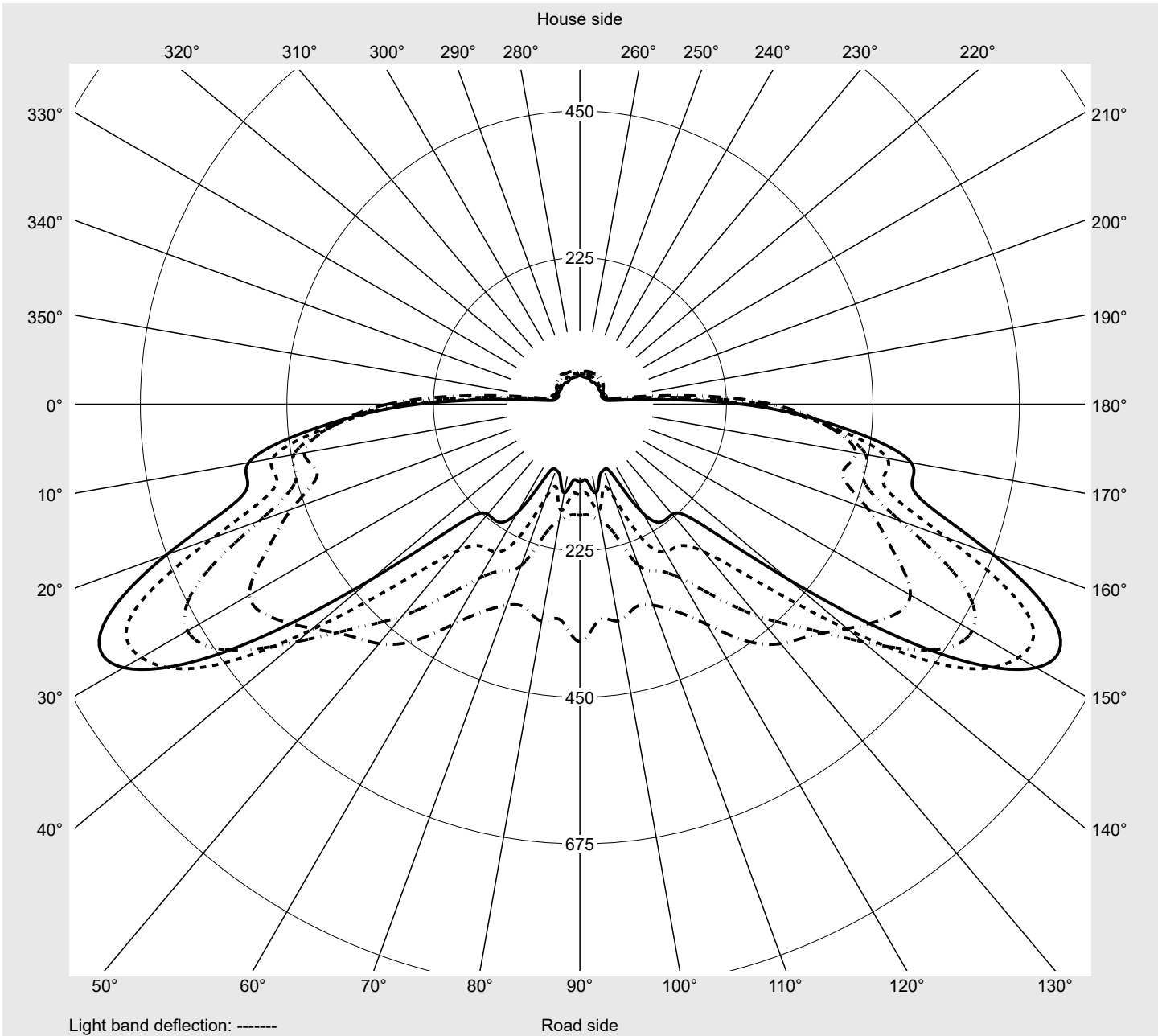
**Measurement conditions**

DIN EN 13032 and DIN 5032

**Photometric test report**

<b>Family</b> <b>Streetlight 21 midi easy LED</b>	<b>Order number: 5XE7E43A08MB</b> <b>EAN: 4058352731321</b>	<b>LP number</b> <b>59077_477</b>
--	--	--------------------------------------

**Envelope curve in cd/klm**      **KMK 62.5°**    **KMK 60°**    **KMK 57.5°**    **KMK 55°**



## Photometric test report

<b>Family</b> <b>Streetlight 21 midi easy LED</b>	<b>Order number: 5XE7E43A08MB</b> <b>EAN: 4058352731321</b>	<b>LP number</b> <b>59077_477</b>
<b>Table of values for luminous intensities</b>		<b>Maximum luminous intensity</b>

siteco

C-planes	0° 180°	5° 175°	10° 170°	15° 165°	20° 160°	25° 155°	30° 150°	35° 145°	40° 140°	45° 135°	50° 130°	55° 125°	60° 120°
$\gamma$	Luminous intensity in cd/klm												
0,0°	265.0	265.0	265.0	265.0	265.0	265.0	265.0	265.0	265.0	265.0	265.0	265.0	265.0
2,5°	276.1	278.2	279.9	280.7	282.6	280.9	282.9	282.1	283.9	285.0	286.7	288.0	286.1
5,0°	267.2	269.0	274.7	278.5	279.8	286.4	288.9	287.4	290.8	292.6	294.2	300.0	298.6
7,5°	272.7	275.9	280.1	284.4	288.5	292.4	296.9	303.0	303.7	307.0	310.0	310.1	313.3
10,0°	268.4	272.2	277.4	291.4	300.9	306.8	305.9	306.1	302.0	308.4	313.7	316.2	320.5
12,5°	269.1	273.9	287.4	294.7	304.6	314.3	315.6	314.8	322.9	327.5	331.4	330.3	330.5
15,0°	265.5	276.8	296.7	300.8	305.0	315.9	318.9	319.5	329.6	338.0	337.2	339.7	342.1
17,5°	277.4	287.6	299.4	305.4	315.7	326.6	326.9	337.2	336.9	335.5	339.7	341.4	338.5
20,0°	284.3	295.0	304.2	313.5	321.0	328.4	338.9	345.5	343.3	344.8	347.8	341.7	334.4
22,5°	279.1	294.0	312.1	323.0	327.7	341.0	346.5	340.0	341.6	352.4	351.9	343.1	331.1
25,0°	291.0	303.1	317.1	327.0	339.5	348.9	357.1	351.7	350.1	347.4	339.5	333.6	333.4
27,5°	295.0	309.9	321.7	338.0	351.4	356.8	346.6	361.8	356.7	344.1	331.2	337.6	339.9
30,0°	300.7	317.1	328.5	349.8	355.9	355.9	357.4	359.7	352.9	344.8	333.1	337.4	338.9
32,5°	303.3	318.9	336.3	353.9	359.5	349.5	359.8	353.7	348.0	346.4	340.3	346.7	346.0
35,0°	314.0	326.8	340.1	355.5	360.5	357.7	363.1	362.1	346.9	343.3	345.1	341.2	346.2
37,5°	308.9	327.9	347.5	353.8	357.0	355.0	363.3	360.9	349.1	347.9	346.4	345.8	346.0
40,0°	311.4	332.1	344.0	358.4	357.1	363.3	364.4	353.3	357.7	355.2	353.1	353.4	356.3
42,5°	315.1	342.3	354.5	357.4	364.8	358.6	358.8	351.6	354.4	362.5	363.5	361.8	376.7
45,0°	309.7	352.0	364.3	364.3	367.8	375.0	361.3	360.8	367.0	373.0	384.1	397.1	402.7
47,5°	304.8	361.9	365.7	366.2	379.0	381.6	376.2	365.3	379.3	404.4	419.2	437.2	429.1
50,0°	298.9	376.3	386.3	389.3	397.8	415.1	409.9	410.7	417.6	449.6	467.2	465.5	448.8
52,5°	297.8	384.5	408.5	405.9	426.8	460.3	481.7	479.2	484.8	487.2	491.5	476.7	441.4
55,0°	295.5	381.4	430.2	417.6	471.4	530.1	586.0	573.2	535.9	502.5	479.9	443.5	390.5
57,5°	278.4	380.3	445.9	451.7	523.6	645.7	695.9	657.7	567.6	486.1	424.4	359.9	308.3
60,0°	255.9	384.0	479.3	483.8	599.0	757.2	777.7	703.6	540.3	384.0	295.1	265.7	261.6
62,5°	248.4	402.0	516.6	535.0	675.3	808.8	809.0	659.9	419.1	256.1	220.5	220.2	192.6
65,0°	245.9	422.0	553.6	573.4	711.3	776.7	738.3	510.2	243.5	208.7	192.4	191.3	104.6
67,5°	235.0	425.3	575.2	564.4	621.8	656.3	565.5	314.5	192.3	176.6	153.1	147.2	65.3
70,0°	220.0	417.0	498.7	490.7	467.4	475.7	432.4	290.7	186.4	147.5	119.0	82.6	48.3
72,5°	186.1	339.1	400.0	304.5	275.2	335.3	416.1	348.4	176.7	109.9	75.5	56.3	39.4
75,0°	123.0	169.2	172.4	105.2	89.8	211.1	330.5	216.4	77.4	39.2	49.9	41.1	30.5
77,5°	56.5	71.0	62.1	33.2	30.7	82.6	105.1	73.0	43.5	25.3	37.7	26.1	20.2
80,0°	17.1	18.7	17.1	12.0	10.0	32.8	16.7	12.3	11.9	13.6	24.3	14.2	12.9
82,5°	2.8	2.6	2.8	2.7	4.2	12.7	4.3	4.9	3.6	2.7	7.1	7.5	9.0
85,0°	0.6	1.0	0.8	0.7	0.9	0.6	1.1	1.6	1.2	1.0	1.0	1.0	0.9
87,5°	0.2	0.1	0.2	0.1	0.2	0.2	0.1	0.1	0.1	0.1	0.0	0.0	0.0
90,0°	0.0	0.0	0.0	0.0	0.0	0.0	0.0	0.0	0.0	0.0	0.0	0.0	0.0

## Photometric test report

<b>Family</b> <b>Streetlight 21 midi easy LED</b>	<b>Order number: 5XE7E43A08MB</b> <b>EAN: 4058352731321</b>	<b>LP number</b> <b>59077_477</b>
<b>Table of values for luminous intensities</b>		<b>Maximum luminous intensity</b>
<b>siteco</b>		

C-planes	65° 115°	70° 110°	75° 105°	80° 100°	85° 95°	90°	185° 355°	190° 350°	195° 345°	200° 340°	205° 335°	210° 330°	215° 325°
γ	Luminous intensity in cd/klm												
0,0°	265.0	265.0	265.0	265.0	265.0	265.0	265.0	265.0	265.0	265.0	265.0	265.0	265.0
2,5°	287.5	287.6	287.1	287.4	287.0	287.0	273.3	268.1	264.9	264.2	262.9	260.1	259.7
5,0°	298.8	299.6	303.6	304.8	306.2	307.1	263.9	264.0	263.7	260.2	262.6	257.7	259.0
7,5°	311.1	312.7	314.2	315.4	319.9	321.2	264.6	260.9	257.4	253.9	248.6	246.6	243.3
10,0°	322.2	321.1	324.7	324.1	330.8	325.5	261.4	256.1	251.1	248.3	244.7	244.0	241.3
12,5°	332.1	335.3	335.1	332.5	329.2	332.0	262.3	260.1	252.5	246.3	242.6	247.9	240.3
15,0°	337.6	337.3	338.6	345.5	346.4	346.4	261.0	256.5	253.2	248.3	245.2	236.4	233.1
17,5°	341.6	341.9	341.5	339.9	341.6	343.8	270.2	262.3	253.8	247.9	241.6	232.0	220.2
20,0°	335.0	333.0	331.7	327.6	328.6	327.9	267.8	260.8	255.7	239.3	232.0	223.3	206.1
22,5°	329.0	328.2	327.2	332.2	325.7	329.6	271.4	267.7	246.7	240.9	224.1	206.9	183.3
25,0°	334.2	338.9	333.4	328.8	331.6	332.3	273.9	267.1	247.9	230.6	210.1	185.4	153.1
27,5°	345.0	340.9	338.0	336.9	330.6	332.5	281.1	265.5	244.5	212.3	189.3	154.5	114.5
30,0°	347.4	348.6	347.5	338.6	338.7	344.5	287.4	263.9	231.2	198.3	160.4	116.8	84.4
32,5°	348.4	347.2	343.8	343.5	341.8	335.2	290.9	256.1	220.6	179.3	126.7	86.3	72.1
35,0°	347.0	345.2	346.6	347.5	342.5	350.1	287.0	243.6	204.1	146.9	96.2	70.3	66.8
37,5°	350.1	351.8	356.0	359.3	353.9	357.4	278.7	226.5	179.7	108.7	69.8	65.7	65.1
40,0°	361.0	366.3	369.3	373.6	367.6	378.6	271.5	211.0	146.0	80.9	62.4	61.5	61.5
42,5°	385.5	380.9	382.4	379.9	385.9	381.1	253.2	192.1	110.3	60.5	58.0	57.7	57.7
45,0°	410.8	397.6	391.9	399.7	411.0	404.2	243.1	159.0	76.9	55.3	55.2	53.6	54.0
47,5°	433.6	414.0	411.4	415.7	420.3	431.3	227.6	126.7	55.1	50.4	51.7	51.7	52.1
50,0°	445.6	425.7	419.8	449.5	443.7	442.5	210.7	88.3	49.0	47.6	47.1	49.3	47.6
52,5°	416.0	395.0	398.9	443.8	448.1	454.9	180.9	59.1	45.7	45.0	43.8	45.3	45.8
55,0°	351.0	328.5	323.8	337.9	333.0	364.6	154.6	48.8	43.8	42.1	39.9	41.0	43.9
57,5°	282.3	263.7	206.2	182.5	171.1	170.4	121.8	44.9	41.6	41.3	39.9	40.0	43.9
60,0°	229.7	151.7	135.7	165.2	139.3	139.5	86.6	41.6	37.8	38.2	38.7	36.9	40.7
62,5°	120.0	107.2	116.5	138.1	117.6	119.8	77.0	39.6	36.3	35.0	36.5	37.2	37.1
65,0°	83.4	91.6	95.7	104.6	97.6	100.3	69.3	36.7	32.8	31.9	34.4	37.0	32.8
67,5°	67.6	73.1	74.5	77.1	78.6	76.2	54.0	28.7	29.8	27.7	32.7	34.8	32.1
70,0°	52.0	55.8	56.0	55.7	56.2	56.3	41.4	23.6	24.9	23.4	27.3	28.8	27.1
72,5°	39.0	39.0	37.7	39.2	37.6	36.6	39.4	19.2	19.3	19.8	21.9	22.2	21.5
75,0°	24.8	24.3	23.5	23.2	21.8	20.8	33.9	14.3	14.8	15.1	17.1	14.6	15.3
77,5°	14.2	13.2	12.7	11.4	11.4	9.5	22.2	10.4	8.7	9.2	11.9	11.0	10.9
80,0°	7.8	5.8	5.4	4.1	4.0	2.8	9.0	5.5	5.3	4.7	5.5	5.6	6.8
82,5°	3.8	1.6	1.4	1.0	1.4	0.9	2.5	2.3	2.2	2.3	2.5	2.8	3.4
85,0°	0.6	0.4	0.3	0.3	0.3	0.4	0.8	0.7	0.8	0.8	0.7	0.9	1.0
87,5°	0.1	0.1	0.1	0.2	0.1	0.1	0.1	0.1	0.1	0.1	0.1	0.2	0.2
90,0°	0.0	0.0	0.0	0.0	0.0	0.0	0.0	0.0	0.0	0.0	0.0	0.0	0.0

## Photometric test report

<b>Family</b> <b>Streetlight 21 midi easy LED</b>	<b>Order number: 5XE7E43A08MB</b> <b>EAN: 4058352731321</b>	<b>LP number</b> <b>59077_477</b>
<b>Table of values for luminous intensities</b>		<b>Maximum luminous intensity</b>
		<b>siteco</b>

C-planes	220° 320°	225° 315°	230° 310°	235° 305°	240° 300°	245° 295°	250° 290°	255° 285°	260° 280°	265° 275°	270°	Phi-zone	Total Phi-zone
$\gamma$	Luminous intensity in cd/klm											Luminous flux in lm/klm	
0,0°	265.0	265.0	265.0	265.0	265.0	265.0	265.0	265.0	265.0	265.0	265.0	0.4	0.4
2,5°	256.9	256.0	255.6	256.1	254.6	252.5	250.9	249.4	248.9	249.4	250.4	3.2	3.6
5,0°	255.7	253.9	254.1	252.3	249.0	249.7	248.6	248.0	246.8	248.4	248.8	6.5	10.2
7,5°	240.3	241.6	243.4	240.7	241.4	239.6	241.1	240.8	239.1	237.5	238.3	9.8	20.0
10,0°	240.0	236.3	237.0	232.8	230.3	226.3	227.2	227.7	229.3	228.1	225.1	13.0	33.0
12,5°	232.1	228.4	226.2	223.2	220.3	215.5	208.4	206.4	206.3	212.3	215.0	16.3	49.3
15,0°	228.7	218.0	206.6	202.2	200.2	193.2	184.1	176.9	174.8	172.2	172.4	19.2	68.5
17,5°	209.4	198.3	189.0	174.2	161.0	148.0	139.2	129.3	122.8	121.0	123.7	21.6	90.1
20,0°	192.2	169.1	150.1	131.9	115.1	104.2	97.2	89.9	88.2	86.4	85.0	23.5	113.6
22,5°	156.5	129.9	107.3	94.2	82.7	77.8	78.4	76.9	75.2	76.8	76.1	25.4	139.0
25,0°	117.5	93.4	80.0	74.6	74.6	73.9	73.1	74.0	72.0	74.0	72.3	27.6	166.6
27,5°	87.2	75.8	71.2	72.6	73.4	71.9	71.0	71.6	70.4	71.1	67.8	29.8	196.4
30,0°	73.6	70.2	72.9	71.5	70.4	71.0	69.8	70.1	68.1	67.3	68.0	32.0	228.4
32,5°	67.8	68.1	67.7	70.5	70.7	68.2	67.0	65.7	64.1	63.6	65.2	33.9	262.4
35,0°	66.4	67.3	66.7	66.1	65.8	64.8	64.9	64.1	64.6	62.1	61.4	35.8	298.2
37,5°	67.0	67.1	66.4	64.8	64.1	62.0	62.1	63.5	62.3	64.1	62.6	37.7	335.9
40,0°	65.2	69.2	62.8	60.8	59.4	59.4	62.3	62.4	60.3	60.0	60.4	39.8	375.7
42,5°	64.4	66.3	68.6	56.9	57.5	58.5	59.4	60.7	57.9	58.0	62.3	42.0	417.7
45,0°	61.0	62.0	77.2	58.2	58.6	59.2	60.0	59.8	60.6	60.1	60.3	44.9	462.5
47,5°	53.1	53.8	65.9	58.5	59.2	58.8	59.9	60.0	59.8	59.0	57.8	47.8	510.3
50,0°	49.0	52.4	58.1	59.5	60.2	57.5	58.4	56.2	56.5	55.8	56.8	51.7	562.1
52,5°	47.6	51.8	55.7	54.3	55.8	54.5	53.9	54.8	53.8	53.5	53.4	54.9	616.9
55,0°	47.0	49.2	51.3	53.6	53.4	51.8	52.2	51.8	51.3	49.3	48.8	55.2	672.1
57,5°	45.4	44.7	46.5	47.9	48.4	48.5	47.8	47.7	47.4	46.4	47.2	53.2	725.3
60,0°	41.2	41.2	43.3	43.3	43.7	45.9	44.1	44.4	44.6	44.1	43.7	51.8	777.1
62,5°	37.1	39.0	39.1	39.8	38.6	39.5	41.5	41.8	42.1	42.8	44.1	49.6	826.7
65,0°	33.4	34.7	37.0	36.8	35.8	36.8	38.8	37.6	40.4	42.1	41.9	46.0	872.7
67,5°	29.7	31.0	32.3	32.5	32.0	32.6	33.8	36.5	37.1	35.6	34.6	40.0	912.8
70,0°	25.9	28.0	28.5	28.5	28.1	28.2	29.6	31.2	31.7	30.2	29.9	33.5	946.3
72,5°	21.7	23.7	24.6	25.3	25.5	26.0	25.4	26.6	27.1	26.8	25.0	26.9	973.2
75,0°	17.0	18.4	21.4	20.6	20.1	20.9	20.3	21.1	22.0	20.0	20.2	15.6	988.8
77,5°	12.3	14.7	16.6	16.7	16.2	16.3	15.3	12.3	9.2	7.0	6.0	7.1	995.9
80,0°	7.5	8.6	11.2	12.9	13.0	11.5	9.3	6.4	3.8	1.9	1.2	2.8	998.7
82,5°	3.8	4.4	5.7	8.4	8.1	7.0	4.2	2.7	1.4	0.5	0.4	1.1	999.7
85,0°	1.4	1.4	1.6	1.6	1.8	1.5	0.8	0.5	0.4	0.1	0.1	0.2	1000.0
87,5°	0.2	0.2	0.2	0.1	0.1	0.1	0.1	0.0	0.0	0.0	0.0	0.0	1000.0
90,0°	0.0	0.0	0.0	0.0	0.0	0.0	0.0	0.0	0.0	0.0	0.0	0.0	1000.0

## Photometric test report

<b>Family</b> Streetlight 21 midi easy LED	<b>Order number: 5XE7E43A08MB</b> <b>EAN: 4058352731321</b>	<b>LP number</b> <b>59077_477</b>
---	--	--------------------------------------

<b>Dimming levels table</b>	environmental temperature: 25°C	<b>siteco</b>
-----------------------------	---------------------------------	---------------

Luminous flux %	Output ECG [%]	Luminous flux [lm]	Power consumption [W] start of lifetime	Power consumption [W] end of lifetime	Power consumption [W] average
100	100	20180	147.0	155.2	151.1
95	93	19121	136.5	144.1	140.3
90	87	18174	127.5	134.7	131.1
85	81	17192	118.8	125.3	122.0
80	75	16171	110.0	116.1	113.0
75	69	15108	101.2	106.8	104.0
70	64	14195	94.1	99.1	96.6
65	58	13069	85.5	90.1	87.8
60	53	12094	78.4	82.6	80.5
55	48	11091	71.3	75.1	73.2
50	43	10061	64.3	67.6	65.9
45	38	9006	57.3	60.2	58.8
40	34	8137	51.8	54.4	53.1
35	29	7030	44.7	47.1	45.9
30	25	6128	39.2	41.2	40.2
25	20	4972	32.4	33.8	33.1
20	16	4027	26.9	28.1	27.5
15	12	3063	21.5	22.4	22.0
13	10	2576	18.7	19.4	19.0

<b>Dimming levels table</b>	environmental temperature: 5°C
-----------------------------	--------------------------------

Luminous flux %	Output ECG [%]	Luminous flux [lm]	Power consumption [W] start of lifetime	Power consumption [W] end of lifetime	Power consumption [W] average
100	100	20900	148.5	156.9	152.7
95	94	19922	139.5	147.3	143.4
90	87	18739	129.0	136.2	132.6
85	81	17692	120.2	126.7	123.4
80	76	16792	112.7	119.0	115.8
75	70	15679	103.9	109.6	106.8
70	64	14535	95.3	100.4	97.8
65	59	13558	88.1	92.7	90.4
60	54	12551	80.9	85.2	83.1
55	49	11520	73.8	77.6	75.7
50	44	10463	66.7	70.1	68.4
45	39	9383	59.5	62.5	61.0
40	34	8273	52.5	55.1	53.8
35	30	7369	46.9	49.3	48.1
30	25	6219	39.8	41.8	40.8
25	21	5278	34.2	35.8	35.0
20	16	4080	27.3	28.5	27.9
15	12	3102	21.8	22.7	22.2
12	10	2608	19.0	19.8	19.4

## Photometric test report

<b>Family</b> Streetlight 21 midi easy LED	<b>Order number: 5XE7E43A08MB</b> <b>EAN: 4058352731321</b>	<b>LP number</b> <b>59077_477</b>
---	--	--------------------------------------

<b>Dimming levels table</b>	environmental temperature: 15°C	<b>sITeco</b>
-----------------------------	---------------------------------	---------------

Luminous flux %	Output ECG [%]	Luminous flux [lm]	Power consumption [W] start of lifetime	Power consumption [W] end of lifetime	Power consumption [W] average
100	100	20570	147.7	156.0	151.8
95	93	19465	137.3	144.9	141.1
90	87	18482	128.2	135.4	131.8
85	81	17465	119.4	126.0	122.7
80	75	16413	110.7	116.7	113.7
75	70	15503	103.3	109.0	106.2
70	64	14383	94.7	99.7	97.2
65	59	13425	87.5	92.1	89.8
60	54	12435	80.4	84.6	82.5
55	48	11214	71.8	75.6	73.7
50	44	10379	66.2	69.6	67.9
45	39	9312	59.1	62.1	60.6
40	34	8214	52.1	54.7	53.4
34	29	7093	45.1	47.4	46.2
30	25	6180	39.5	41.5	40.5
26	21	5247	34.0	35.5	34.8
20	16	4058	27.1	28.3	27.7
15	12	3086	21.6	22.5	22.0
13	10	2595	18.9	19.6	19.2

**Photometric test report**

<b>Family</b> Streetlight 21 midi easy LED	<b>Order number: 5XE7E43A08MB</b> <b>EAN: 4058352731321</b>	<b>LP number</b> <b>59077_477</b>
---	--	--------------------------------------

<b>Luminousfluxs table</b>	<b>siteco</b>
----------------------------	---------------

Temperature °C	Luminous flux lm	Power consumption W
25.0	20180.0	147.0
5.0	20900.0	148.5
15.0	20570.0	147.7