

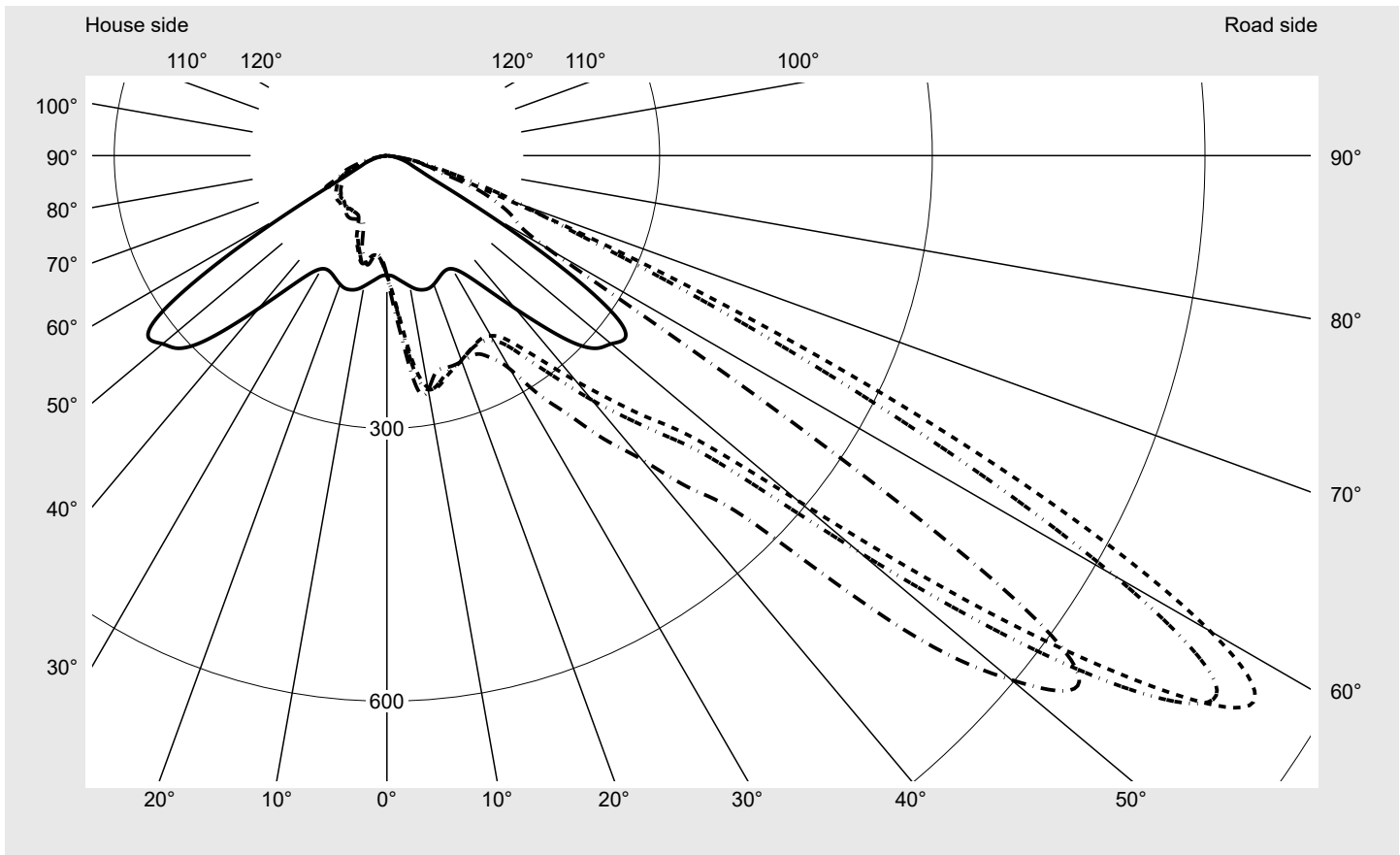


# Photometric test report

<b>Family</b> <b>Floodlight FL21 midi</b>	<b>Order number: 5XA7786F2E1A</b> <b>EAN: 4058352855935</b>	<b>LP number</b> <b>59252_118</b>
	<b>Version</b> mounting bracket <b>Optic</b> asymmetric distribution PL64 <b>Cover</b> toughened safety glass <b>Lamps</b> LED 3000 K   CRI ≥ 70 <b>Controlgear</b> EVG-Smart Interface	<b>serial documentation</b> <b>06.07.2022</b>
	<b>Rated values</b> Net luminous flux = 34530 lm Power consumption = 271.6 W Luminous efficacy = 127.1 lm/W	

**Luminous intensity in cd/klm** C180-0 C230-50 C235-55 C270-90 **Imax: 1125 cd/klm**



### Luminaire output ratios

Eta	100.0%
Eta 0° - 90°	100.0%
Eta 90° - 180°	0.0%

### Luminous intensity class acc. to EN13201-2

Class:	G6
Imax 70°	159.0
Imax 80°	26.3
Imax 90°	0.0
Imax >90°	0.0
Imax >95°	0.0

### Measurement conditions

DIN EN 13032 and DIN 5032

**Photometric test report**

<b>Family</b> Floodlight FL21 midi	<b>Order number: 5XA7786F2E1A</b> <b>EAN: 4058352855935</b>	<b>LP number</b> 59252_118
---------------------------------------	--	-------------------------------

**Envelope curve in cd/klm**      **KMK 57.5°**    **KMK 55°**    **KMK 52.5°**    **KMK 50°**      **siteco**



## Photometric test report

<b>Family</b> Floodlight FL21 midi	<b>Order number: 5XA7786F2E1A</b> <b>EAN: 4058352855935</b>	<b>LP number</b> 59252_118
<b>Table of values for luminous intensities</b>		<b>Maximum luminous intensity</b>
		<b>siteco</b>

C-planes	0° 180°	5° 175°	10° 170°	15° 165°	20° 160°	25° 155°	30° 150°	35° 145°	40° 140°	45° 135°	50° 130°	55° 125°	60° 120°
γ	Luminous intensity in cd/klm												
0,0°	131.6	131.6	131.6	131.6	131.6	131.6	131.6	131.6	131.6	131.6	131.6	131.6	131.6
2,5°	132.4	134.5	136.5	138.6	140.7	142.9	145.0	147.2	149.3	151.1	152.6	154.1	155.5
5,0°	136.2	140.7	145.2	150.1	155.2	160.1	165.5	171.2	177.1	182.6	187.7	192.3	196.7
7,5°	140.7	147.8	155.4	163.1	171.8	181.2	191.0	201.4	212.6	224.1	234.3	242.3	248.0
10,0°	145.8	155.5	166.0	177.1	189.8	203.4	219.6	236.2	247.5	254.2	258.8	261.3	262.6
12,5°	150.4	163.4	176.8	191.2	208.5	228.7	244.2	253.7	259.4	261.0	260.3	258.1	255.4
15,0°	152.7	169.1	184.5	203.0	225.6	243.0	253.7	258.5	258.2	255.7	252.1	249.2	247.0
17,5°	153.0	171.4	189.1	213.7	236.0	249.5	254.3	253.6	250.3	247.3	245.3	243.9	243.1
20,0°	150.7	170.1	191.9	220.1	239.7	247.8	247.7	244.7	242.2	240.9	239.8	239.4	239.0
22,5°	146.9	167.3	194.1	222.9	239.1	241.1	238.4	236.2	234.8	234.0	233.9	234.1	234.5
25,0°	143.3	166.0	197.5	224.2	235.4	233.9	231.7	229.8	228.3	228.4	229.2	230.5	231.6
27,5°	141.6	168.5	202.2	227.6	232.9	229.8	227.0	224.2	223.4	224.5	226.5	230.0	233.3
30,0°	143.8	174.8	209.4	232.3	233.6	228.8	223.8	220.7	220.7	223.4	228.9	235.1	241.0
32,5°	151.9	186.1	221.0	239.6	236.5	229.5	222.7	220.1	222.5	229.3	237.7	248.7	261.9
35,0°	167.3	204.1	238.0	252.1	245.3	233.3	225.7	225.6	233.1	243.5	258.5	276.2	294.8
37,5°	189.9	231.0	265.4	275.9	263.2	243.1	234.5	238.8	249.7	266.6	287.4	310.3	332.0
40,0°	219.4	268.8	310.2	319.3	292.3	261.6	252.6	260.2	275.4	298.0	323.7	350.9	373.9
42,5°	255.2	318.2	376.2	379.5	329.0	294.5	282.7	290.6	310.0	334.9	363.8	392.0	416.1
45,0°	291.7	377.9	460.0	441.3	383.2	346.4	329.7	335.2	356.3	380.6	408.5	437.2	467.1
47,5°	313.5	422.4	510.1	492.7	444.3	404.7	385.1	390.6	412.4	433.9	462.3	509.0	567.3
50,0°	322.1	427.1	523.1	531.8	498.3	460.9	444.9	458.7	490.7	529.8	590.9	678.4	759.4
52,5°	330.0	423.0	510.7	534.9	511.8	482.8	480.3	520.0	602.2	709.6	803.6	883.3	935.9
55,0°	305.8	384.9	457.0	476.1	460.3	453.6	483.4	565.6	738.3	923.8	1005.9	1041.7	1034.9
57,5°	224.1	284.8	349.1	377.3	388.0	416.9	491.6	641.3	859.1	1060.2	1125.2	1081.1	964.9
60,0°	124.1	156.8	227.5	273.2	299.1	350.2	474.4	685.2	902.7	1047.0	1045.9	924.1	734.1
62,5°	63.0	73.0	129.6	185.8	222.2	266.7	381.8	564.4	742.6	853.1	813.5	664.6	495.2
65,0°	42.6	44.9	81.7	136.8	181.2	216.0	273.1	371.7	467.9	543.1	529.6	413.8	301.4
67,5°	32.5	35.5	54.9	89.0	121.0	143.7	166.0	206.7	241.9	283.0	278.9	234.8	203.4
70,0°	27.0	28.2	38.3	54.2	71.1	80.0	89.0	107.6	120.9	125.1	137.6	159.0	148.1
72,5°	22.1	22.7	23.8	26.1	38.7	50.0	53.3	52.6	32.7	50.1	82.7	108.4	102.1
75,0°	17.3	18.2	18.6	20.8	23.8	33.3	35.7	23.9	24.2	34.9	57.1	70.0	68.9
77,5°	12.3	13.6	14.7	16.3	17.7	23.3	23.2	18.2	17.8	23.1	38.9	47.5	44.6
80,0°	8.5	9.4	11.0	12.4	13.8	14.7	14.5	12.5	11.8	14.2	22.7	26.3	22.3
82,5°	5.6	6.1	7.7	9.0	10.5	10.4	9.4	8.1	7.1	7.6	12.0	10.9	9.5
85,0°	2.7	3.3	4.5	5.5	6.0	5.5	4.9	3.8	3.3	2.8	2.9	2.9	3.1
87,5°	1.1	1.2	1.4	1.6	1.6	1.4	1.2	1.0	1.0	1.0	1.0	1.0	1.1
90,0°	0.0	0.0	0.0	0.0	0.0	0.0	0.0	0.0	0.0	0.0	0.0	0.0	0.0

## Photometric test report

<b>Family</b> Floodlight FL21 midi	<b>Order number: 5XA7786F2E1A</b> <b>EAN: 4058352855935</b>	<b>LP number</b> 59252_118
<b>Table of values for luminous intensities</b>		<b>Maximum luminous intensity</b>

**siteco**

C-planes	65° 115°	70° 110°	75° 105°	80° 100°	85° 95°	90°	185° 355°	190° 350°	195° 345°	200° 340°	205° 335°	210° 330°	215° 325°
γ	Luminous intensity in cd/klm												
0,0°	131.6	131.6	131.6	131.6	131.6	131.6	131.6	131.6	131.6	131.6	131.6	131.6	131.6
2,5°	156.6	157.4	158.2	158.9	159.9	164.9	130.5	128.8	127.2	125.6	124.1	122.9	121.7
5,0°	200.7	204.1	206.9	209.2	211.1	208.1	131.9	128.2	124.8	121.9	119.3	117.2	115.4
7,5°	251.8	254.5	256.3	257.6	258.6	259.4	134.3	128.8	124.2	120.6	117.6	115.5	113.8
10,0°	262.9	262.7	261.8	261.0	260.3	261.7	137.0	130.1	124.5	120.7	117.9	115.7	114.0
12,5°	252.7	250.4	248.2	246.5	245.3	245.4	139.2	130.7	124.9	121.4	118.5	116.9	118.0
15,0°	245.6	244.4	243.3	242.3	241.7	242.0	139.2	129.7	124.3	121.2	119.6	121.5	122.0
17,5°	242.5	242.2	242.0	241.8	241.8	242.1	136.8	126.8	122.1	119.9	122.3	121.8	120.9
20,0°	238.9	239.1	239.3	239.7	240.2	240.8	132.5	122.8	118.8	120.6	120.8	119.0	112.3
22,5°	234.9	235.5	236.2	237.3	238.6	239.5	127.6	118.5	117.1	120.1	117.2	110.8	103.0
25,0°	232.8	234.3	236.2	238.3	240.1	240.7	123.8	115.5	117.5	117.1	112.7	102.5	95.4
27,5°	235.5	237.9	241.2	245.0	248.0	251.6	122.0	114.1	119.1	114.4	104.9	95.8	88.1
30,0°	247.1	253.8	260.5	267.0	271.5	271.3	123.0	116.1	119.8	111.9	98.9	90.2	79.8
32,5°	273.6	283.7	292.5	300.5	305.7	312.0	128.5	123.1	121.2	108.8	94.1	84.0	75.1
35,0°	310.3	322.7	333.0	341.7	347.8	347.3	139.5	135.3	123.3	105.0	89.7	77.9	73.4
37,5°	350.9	365.7	376.4	385.0	391.1	393.4	155.8	149.6	126.9	103.3	85.9	75.6	73.2
40,0°	394.0	410.6	422.4	431.0	437.2	436.5	178.6	167.3	134.1	105.7	84.0	76.1	74.0
42,5°	437.8	455.4	469.6	480.6	488.5	498.0	204.1	186.9	144.7	111.1	85.3	76.9	74.4
45,0°	496.1	523.4	548.1	567.3	579.9	574.6	230.4	207.0	158.8	119.3	86.5	76.9	75.2
47,5°	622.1	667.2	704.9	729.3	744.5	772.1	248.7	221.2	172.9	124.8	85.9	75.9	75.1
50,0°	817.7	856.0	877.6	887.8	897.6	897.0	262.7	232.7	181.0	121.5	80.7	72.4	72.3
52,5°	957.0	949.9	942.3	953.3	956.1	957.8	270.4	223.5	168.0	104.5	72.0	66.7	68.0
55,0°	985.4	918.4	850.3	805.3	795.7	817.1	242.5	183.3	124.3	77.7	60.2	59.3	63.2
57,5°	820.8	679.3	557.4	471.0	414.0	399.4	168.5	121.8	83.1	58.3	49.6	50.4	58.2
60,0°	565.9	416.9	291.2	218.8	201.8	204.1	98.5	76.3	60.2	49.5	42.7	42.5	51.4
62,5°	352.9	225.2	172.1	164.4	165.0	163.5	62.0	53.1	50.9	44.0	38.6	37.9	42.6
65,0°	215.8	157.2	148.0	144.2	146.1	148.1	45.1	41.3	45.0	39.4	35.9	35.1	37.7
67,5°	155.8	138.1	133.4	129.5	129.8	126.1	35.6	35.3	36.1	34.5	32.8	32.2	34.9
70,0°	123.4	120.3	112.5	104.4	99.6	99.7	28.5	30.8	31.5	31.1	29.5	29.2	32.2
72,5°	90.4	88.2	79.7	70.9	68.2	63.4	23.2	24.9	27.7	26.3	25.0	25.2	27.5
75,0°	64.4	59.0	56.6	51.9	49.2	49.4	19.3	20.8	21.2	21.1	20.8	20.7	21.5
77,5°	39.1	35.8	37.0	39.4	36.6	32.0	13.8	15.5	15.5	15.5	15.9	15.5	15.0
80,0°	19.4	19.5	22.1	22.4	19.3	18.9	9.2	10.4	10.5	10.7	10.7	10.1	9.5
82,5°	9.4	9.3	10.3	10.0	8.2	7.7	5.7	6.3	6.7	6.6	6.3	5.9	5.5
85,0°	3.1	3.0	2.9	2.9	2.8	3.0	2.9	3.2	3.4	3.2	3.1	2.9	2.7
87,5°	1.1	1.1	1.1	1.0	1.0	1.0	1.1	1.2	1.3	1.3	1.2	1.2	1.2
90,0°	0.0	0.0	0.0	0.0	0.0	0.0	0.0	0.0	0.0	0.0	0.0	0.0	0.0

## Photometric test report

<b>Family</b> Floodlight FL21 midi	<b>Order number: 5XA7786F2E1A</b> <b>EAN: 4058352855935</b>	<b>LP number</b> 59252_118
<b>Table of values for luminous intensities</b>		<b>Maximum luminous intensity</b>
		<b>siteco</b>

C-planes	220° 320°	225° 315°	230° 310°	235° 305°	240° 300°	245° 295°	250° 290°	255° 285°	260° 280°	265° 275°	270°	Phi-zone	Total Phi-zone
γ	Luminous intensity in cd/klm											Luminous flux in lm/klm	
0,0°	131.6	131.6	131.6	131.6	131.6	131.6	131.6	131.6	131.6	131.6	131.6	0.2	0.2
2,5°	120.5	119.5	118.5	117.8	117.0	116.5	116.1	115.8	115.6	115.3	115.3	1.6	1.8
5,0°	113.8	112.6	111.6	110.9	110.4	110.0	109.7	109.6	109.4	109.1	109.2	3.5	5.3
7,5°	112.5	111.3	110.4	110.0	110.0	110.3	110.8	111.4	111.9	112.1	112.2	5.9	11.2
10,0°	113.2	113.9	115.3	116.9	118.0	118.9	120.0	120.9	121.7	122.0	122.0	8.4	19.6
12,5°	119.7	120.5	121.6	122.0	120.4	118.5	116.9	115.9	115.3	114.8	114.6	10.5	30.1
15,0°	122.1	120.5	116.5	113.3	110.9	109.0	107.6	106.7	106.1	105.6	105.2	12.5	42.6
17,5°	115.7	110.7	106.8	103.7	101.2	98.4	94.9	91.4	88.7	87.1	86.6	14.2	56.8
20,0°	106.2	101.5	97.6	92.5	85.4	80.0	77.7	77.1	77.0	77.0	76.9	15.6	72.4
22,5°	97.2	91.7	83.1	76.4	74.6	74.5	74.9	75.4	75.7	76.0	76.1	16.9	89.3
25,0°	88.7	78.4	73.8	72.9	73.0	73.6	74.4	75.3	76.2	76.8	77.1	18.3	107.7
27,5°	77.4	72.9	71.9	71.8	72.1	72.9	74.3	75.8	77.2	78.1	78.5	19.9	127.6
30,0°	73.6	71.9	71.4	71.4	71.7	72.7	74.5	76.4	78.1	79.3	79.7	22.0	149.6
32,5°	72.5	71.5	71.3	71.0	71.4	72.5	74.3	76.4	78.2	79.3	79.6	24.7	174.3
35,0°	72.1	71.7	71.3	71.2	71.2	72.0	73.0	74.5	76.2	77.3	77.7	28.1	202.4
37,5°	72.9	73.2	73.4	72.0	70.5	70.0	70.4	71.0	71.9	72.8	73.3	32.3	234.7
40,0°	73.9	75.3	75.1	71.5	68.7	66.7	66.6	67.4	68.6	69.5	69.9	37.6	272.3
42,5°	74.4	76.4	74.5	69.2	66.0	64.5	64.1	64.7	66.1	67.6	68.3	43.9	316.2
45,0°	75.2	75.9	73.1	68.2	64.3	62.2	61.4	62.3	64.3	66.3	67.4	52.1	368.3
47,5°	75.1	74.8	73.2	67.8	62.7	60.7	60.0	61.4	64.6	67.3	68.4	63.5	431.8
50,0°	74.2	74.8	72.5	67.4	61.7	59.9	60.1	60.9	62.5	64.5	66.0	77.1	508.9
52,5°	72.3	73.4	70.7	67.3	61.5	59.5	57.9	58.1	59.9	61.8	64.0	88.3	597.2
55,0°	69.1	70.8	68.3	66.7	61.9	57.2	55.2	55.5	56.4	58.2	61.7	90.8	688.0
57,5°	65.7	67.4	65.6	66.0	61.7	55.4	52.8	52.5	53.7	55.6	58.5	81.1	769.0
60,0°	61.4	63.0	62.1	63.8	61.7	55.3	51.6	51.0	52.2	56.1	60.3	66.4	835.4
62,5°	52.6	57.3	56.9	60.4	60.7	55.9	51.6	51.3	57.5	69.3	75.4	51.0	886.5
65,0°	43.1	48.7	51.4	55.4	57.9	56.1	52.5	56.3	62.8	61.2	61.7	36.9	923.4
67,5°	37.4	38.3	42.6	48.4	54.0	54.3	53.4	55.3	52.6	53.2	54.3	25.3	948.7
70,0°	32.2	30.9	33.3	40.0	47.3	50.8	51.5	49.0	47.0	48.3	49.4	17.6	966.3
72,5°	25.8	25.0	24.1	28.5	36.2	42.4	45.8	39.0	39.0	39.6	40.0	11.9	978.2
75,0°	19.8	17.8	17.9	20.3	25.4	31.1	36.7	33.2	30.3	30.4	31.0	8.7	986.9
77,5°	13.8	12.8	12.8	14.4	18.1	21.3	25.2	25.0	21.7	21.6	22.2	6.1	993.0
80,0°	8.7	8.6	8.6	9.3	11.7	12.3	13.6	15.3	13.6	13.3	13.5	3.7	996.7
82,5°	5.2	5.1	5.1	5.6	6.8	6.7	6.7	7.3	7.2	6.9	7.1	2.1	998.8
85,0°	2.6	2.5	2.5	2.6	2.8	2.7	2.7	2.6	2.6	2.6	2.6	0.9	999.7
87,5°	1.2	1.3	1.3	1.3	1.4	1.4	1.4	1.4	1.4	1.4	1.4	0.3	1000.0
90,0°	0.0	0.0	0.0	0.0	0.0	0.0	0.0	0.0	0.0	0.0	0.0	0.0	1000.0

## Photometric test report

<b>Family</b> Floodlight FL21 midi	<b>Order number: 5XA7786F2E1A</b> <b>EAN: 4058352855935</b>	<b>LP number</b> 59252_118
---------------------------------------	--	-------------------------------

<b>Dimming levels table</b>	environmental temperature: 25°C	<b>siteco</b>
-----------------------------	---------------------------------	---------------

Luminous flux %	Dimming level linear	Dimming level logarithmic	Luminous flux [lm]	Power consumption [W] start of lifetime	Power consumption [W] end of lifetime	Power consumption [W] average
100	254	254	34530	271.6	287.2	279.4
95	238	252	32802	254.4	268.8	261.6
90	222	249	31034	237.2	250.6	243.9
85	207	247	29300	221.3	233.9	227.6
80	193	244	27650	206.6	218.7	212.6
75	178	241	25846	190.7	201.1	195.9
70	165	238	24196	177.2	187.0	182.1
65	151	235	22412	162.5	171.2	166.8
60	138	232	20709	148.9	157.0	153.0
55	125	228	18969	135.7	142.8	139.2
50	113	224	17324	123.4	129.9	126.6
45	101	220	15600	110.8	116.9	113.8
40	88	215	13759	97.5	102.5	100.0
35	76	210	12013	85.2	89.6	87.4
30	65	204	10384	74.1	77.9	76.0
25	53	197	8579	62.3	65.2	63.8
20	42	188	6892	51.4	53.7	52.6
15	31	177	5163	40.5	42.2	41.4
13	27	172	4536	36.5	38.1	37.3