
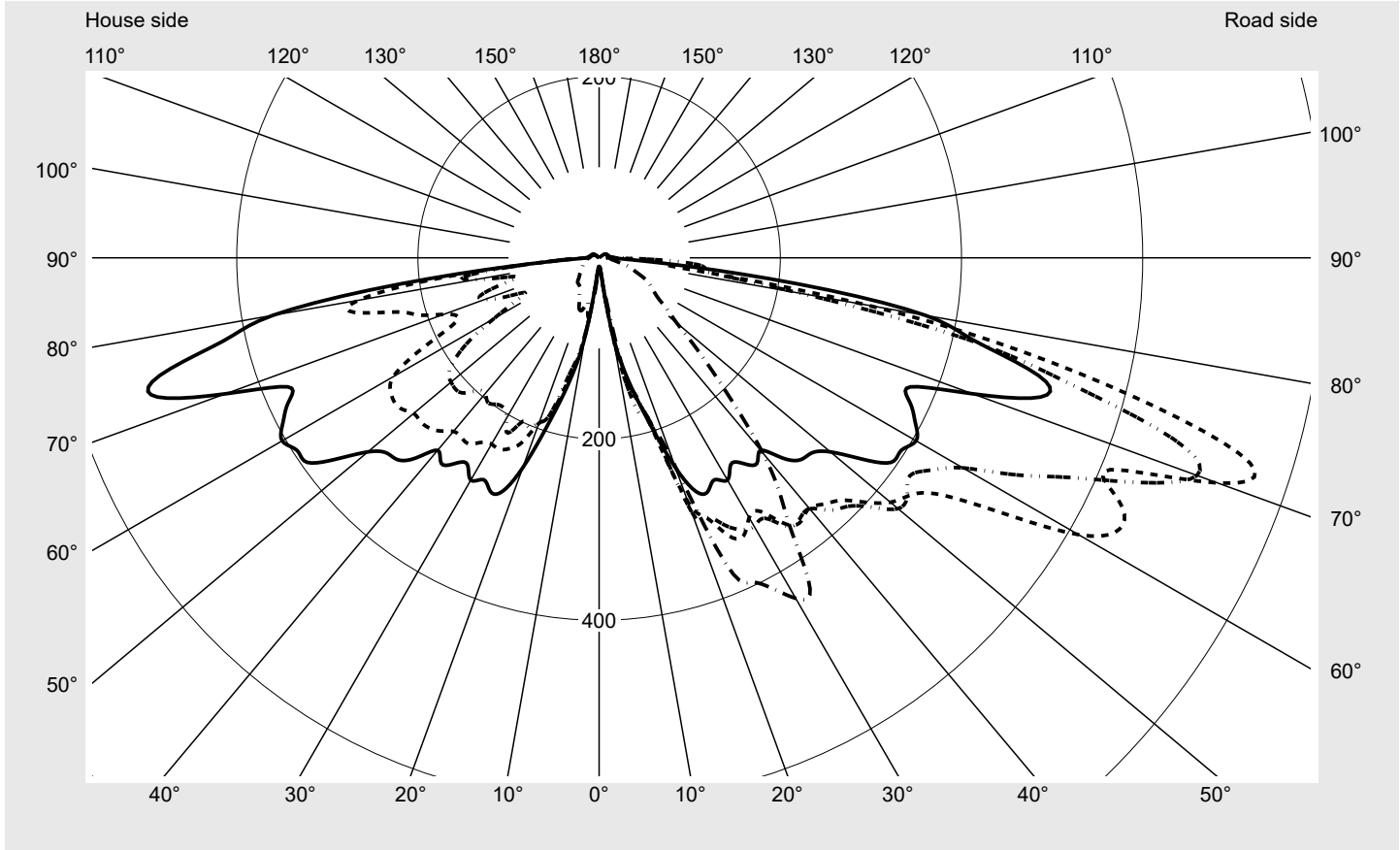


Photometric test report

Family LITEPOLE 2	Order number: 5XA5425NF14HP EAN: 4058352836750	LP number 58894_22
	Version post-top- or mounting to wall arm Optic asymmetric, extremely wide distribution (P1.0a) Cover cover transparent, PMMA Lamps LED 2700 K CRI ≥ 70 Controlgear ECG SITECO iQ Rated values Net luminous flux = 4240 lm Power consumption = 33.6 W Luminous efficacy = 126.2 lm/W	serial documentation 04.11.2022



Luminous intensity in cd/klm C180-0 C190-10 C195-15 C270-90 **Imax: 753 cd/klm**



Luminaire output ratios

Eta	100.0%
Eta 0° - 90°	96.3%
Eta 90° - 180°	3.7%

Luminous intensity class acc. to EN13201-2

Class:	---
Imax 70°	726.8
Imax 80°	365.8
Imax 90°	16.4
Imax >90°	12.5
Imax >95°	11.4

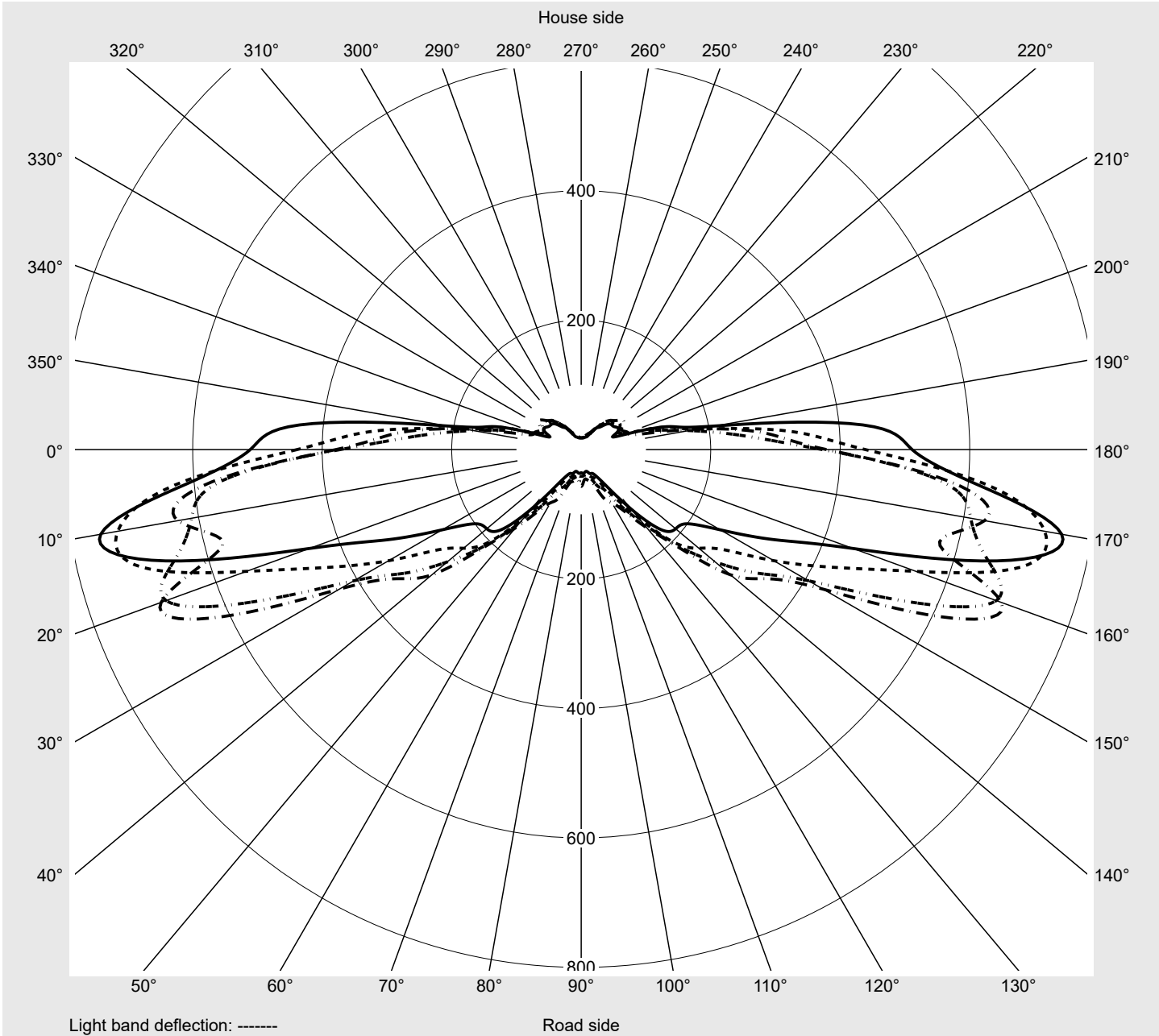
Measurement conditions

DIN EN 13032 and DIN 5032

Photometric test report

Family LITEPOLE 2	Order number: 5XA5425NF14HP EAN: 4058352836750	LP number 58894_22
------------------------------------	---	-------------------------------------

Envelope curve in cd/klm **KMK 72.5°** **KMK 70°** **KMK 67.5°** **KMK 65°** **siteco**



Photometric test report

Family LITEPOLE 2	Order number: 5XA5425NF14HP EAN: 4058352836750	LP number 58894_22
Table of values for luminous intensities		Maximum luminous intensity
		siteco

C-planes	0° 180°	5° 175°	10° 170°	15° 165°	20° 160°	25° 155°	30° 150°	35° 145°	40° 140°	45° 135°	50° 130°	55° 125°	60° 120°
γ	Luminous intensity in cd/klm												
0,0°	9.9	9.9	9.9	9.9	9.9	9.9	9.9	9.9	9.9	9.9	9.9	9.9	9.9
2,5°	9.7	9.7	9.7	9.7	9.7	9.7	9.7	9.8	9.8	10.0	10.2	10.2	10.2
5,0°	11.4	11.3	11.1	10.8	10.8	10.8	10.6	10.8	11.0	11.0	11.1	11.3	11.4
7,5°	28.7	26.7	24.3	22.5	21.9	21.4	21.3	21.1	21.7	21.1	21.0	20.8	20.8
10,0°	85.7	89.5	91.1	89.1	84.6	76.8	68.4	62.9	61.3	59.2	57.6	55.7	59.8
12,5°	126.8	137.0	142.1	148.4	137.5	135.9	128.6	118.3	117.8	101.3	99.1	96.5	103.3
15,0°	161.1	170.0	161.8	180.3	160.7	164.1	154.0	149.2	176.5	170.2	171.3	176.5	182.4
17,5°	200.2	191.8	205.1	194.8	228.6	213.5	232.6	223.8	253.7	246.2	249.7	255.4	243.5
20,0°	246.5	262.7	287.0	298.8	274.0	247.2	289.9	245.1	290.0	275.9	284.3	283.8	283.8
22,5°	279.1	296.7	310.8	310.8	310.7	272.3	288.0	296.9	318.5	302.7	306.6	316.4	322.3
25,0°	284.3	305.9	338.5	324.6	338.8	307.3	315.1	326.9	335.6	314.3	316.1	331.0	317.0
27,5°	276.1	318.1	345.6	338.1	335.0	345.4	326.1	333.1	352.1	321.0	328.5	327.8	311.3
30,0°	283.4	317.3	331.2	342.1	335.6	373.1	348.0	335.8	336.9	325.1	316.9	326.9	308.8
32,5°	270.5	316.2	332.0	340.8	315.4	361.2	343.4	344.7	348.9	319.9	312.3	321.5	308.6
35,0°	277.0	337.2	358.6	361.6	318.9	365.8	347.2	332.0	349.4	338.9	305.6	294.8	270.8
37,5°	286.1	353.7	366.4	363.5	323.4	383.5	362.3	348.6	349.9	316.7	294.5	275.4	252.9
40,0°	277.3	349.4	360.7	361.5	346.9	384.8	374.2	352.1	337.8	301.9	273.1	243.8	221.9
42,5°	299.7	356.2	368.5	377.8	365.4	377.2	354.7	349.4	322.6	281.1	253.2	218.3	206.2
45,0°	315.0	371.6	378.5	388.0	375.0	377.7	344.5	324.0	310.2	263.2	229.6	190.8	186.4
47,5°	318.6	386.4	399.4	407.2	385.1	382.9	344.0	314.0	295.4	251.3	209.2	181.3	169.1
50,0°	333.2	418.3	419.7	430.7	410.5	407.0	362.7	317.2	289.7	220.0	182.2	167.2	157.5
52,5°	364.5	442.0	431.2	428.9	432.3	427.8	380.8	324.2	284.8	208.8	156.2	156.7	143.8
55,0°	393.5	456.6	454.2	418.9	442.4	433.7	387.5	322.3	280.4	204.9	152.6	149.9	132.1
57,5°	395.5	466.6	520.4	435.8	442.1	440.5	382.1	324.6	287.8	200.0	157.6	135.1	116.2
60,0°	404.0	487.5	611.0	463.7	490.7	489.4	378.5	328.8	288.6	208.4	165.4	126.8	106.8
62,5°	393.4	532.5	647.9	518.8	591.0	554.5	404.7	343.5	304.2	210.7	166.1	119.4	104.6
65,0°	378.8	572.6	632.5	573.7	690.4	610.6	431.2	347.8	301.0	215.1	158.1	116.4	94.9
67,5°	372.1	558.0	610.9	648.2	682.3	555.5	405.3	333.1	270.0	209.9	148.1	105.6	71.8
70,0°	438.8	630.4	726.8	702.3	550.2	430.5	343.4	270.0	237.2	202.9	138.1	90.3	60.2
72,5°	511.0	612.5	753.4	664.5	446.7	329.6	248.0	199.9	190.3	175.4	120.0	70.6	48.7
75,0°	502.3	570.6	636.3	539.1	373.2	241.5	171.5	133.8	141.6	130.8	94.3	61.9	42.4
77,5°	425.5	413.1	479.3	417.8	264.0	165.6	120.3	109.2	91.6	75.1	51.0	44.0	33.0
80,0°	365.8	301.8	300.2	227.2	176.7	118.7	94.8	88.4	58.7	44.3	31.4	27.8	26.2
82,5°	222.6	171.8	108.6	119.5	112.7	84.3	71.4	55.1	28.6	23.8	21.4	19.2	19.1
85,0°	77.6	75.9	73.0	115.9	87.9	62.1	48.9	38.4	20.3	16.0	14.9	14.1	14.9
87,5°	24.6	32.7	52.7	80.8	55.2	34.6	33.3	23.3	16.2	13.8	13.3	12.7	12.7
90,0°	13.8	13.3	13.8	14.4	13.7	13.0	12.9	12.4	12.1	11.9	11.7	11.4	11.3
92,5°	12.5	12.1	12.5	12.4	12.4	12.1	11.7	11.6	11.4	11.1	11.1	11.0	10.8
95,0°	11.9	11.4	11.9	11.7	11.7	11.6	11.4	11.1	11.1	11.0	10.8	10.6	10.6
97,5°	11.1	11.0	11.4	11.3	11.3	11.1	11.0	10.8	10.6	10.6	10.5	10.3	10.3
100,0°	10.8	10.5	10.8	11.0	11.0	10.6	10.6	10.6	10.3	10.3	10.0	10.2	10.2
102,5°	10.3	10.0	10.3	10.3	10.5	10.3	10.3	10.2	10.2	10.0	9.8	9.8	9.8
105,0°	9.7	9.7	10.0	10.0	10.2	10.0	10.0	10.0	9.8	9.8	9.5	9.5	9.5
107,5°	9.4	9.4	9.7	9.7	9.8	9.8	9.7	9.5	9.5	9.5	9.5	9.4	9.4
110,0°	9.2	9.2	9.4	9.5	9.5	9.5	9.5	9.5	9.4	9.4	9.2	9.2	9.4
112,5°	8.9	8.9	9.2	9.2	9.4	9.2	9.2	9.2	9.2	9.2	9.0	9.0	9.0

Photometric test report

Family LITEPOLE 2	Order number: 5XA5425NF14HP EAN: 4058352836750	LP number 58894_22
Table of values for luminous intensities		Maximum luminous intensity
siteco		

C-planes	65° 115°	70° 110°	75° 105°	80° 100°	85° 95°	90°	185° 355°	190° 350°	195° 345°	200° 340°	205° 335°	210° 330°	215° 325°
γ	Luminous intensity in cd/klm												
0,0°	9.9	9.9	9.9	9.9	9.9	9.9	9.9	9.9	9.9	9.9	9.9	9.9	9.9
2,5°	10.5	10.5	10.6	10.6	10.8	10.8	9.7	9.7	9.7	9.7	9.7	9.7	9.7
5,0°	11.6	11.9	12.1	12.2	12.4	12.4	12.2	12.9	13.3	13.8	14.4	15.2	16.0
7,5°	20.8	20.2	19.8	19.5	19.7	19.7	30.2	32.4	34.1	34.3	34.0	33.8	35.2
10,0°	57.6	58.7	57.2	57.3	57.3	56.5	85.9	82.1	79.4	74.5	74.9	66.5	65.7
12,5°	108.7	114.5	119.9	126.0	134.3	133.0	129.7	121.4	115.1	111.9	108.4	93.0	91.0
15,0°	181.6	174.0	165.9	161.5	161.0	157.5	152.4	151.4	141.3	153.0	165.6	138.6	121.0
17,5°	249.6	244.5	218.1	202.6	194.5	193.0	183.4	185.3	182.2	183.0	163.2	140.2	126.0
20,0°	283.7	271.8	274.0	261.9	261.5	242.9	217.0	194.3	193.7	188.6	145.1	138.4	120.8
22,5°	323.7	317.3	323.4	340.0	360.8	365.4	247.3	219.2	202.6	203.7	159.7	138.7	132.2
25,0°	323.5	328.1	339.9	366.6	388.3	395.0	246.2	232.1	199.1	182.4	151.4	139.2	121.9
27,5°	319.7	335.0	358.8	387.4	410.7	410.5	265.1	238.3	218.0	197.6	148.3	144.8	128.0
30,0°	301.6	325.4	369.3	393.1	430.7	434.0	258.6	237.5	204.2	190.0	160.5	144.3	125.9
32,5°	305.4	310.7	338.6	365.0	413.9	433.4	271.0	241.5	196.2	191.1	165.7	147.5	124.0
35,0°	275.6	294.3	320.0	329.9	361.5	372.1	278.5	250.5	197.5	188.0	164.3	147.5	106.5
37,5°	254.5	265.9	282.3	291.0	316.6	327.7	293.2	249.7	201.5	192.9	165.1	123.0	97.8
40,0°	231.1	241.6	250.8	245.6	267.2	281.0	306.9	250.2	195.6	195.3	149.1	99.5	94.5
42,5°	212.9	215.4	220.5	210.7	215.7	223.5	321.9	259.2	198.9	198.1	125.3	87.3	92.7
45,0°	189.7	188.6	182.1	168.0	171.5	176.8	331.8	265.4	211.0	183.2	92.2	81.9	89.4
47,5°	160.0	159.9	151.6	134.5	134.6	140.7	339.3	267.5	214.8	153.2	78.4	79.5	85.3
50,0°	142.9	132.9	122.2	107.3	105.7	111.8	351.6	267.2	213.4	118.6	74.0	77.2	81.8
52,5°	130.2	115.4	102.7	87.6	88.3	96.5	356.6	274.3	209.1	99.9	74.1	75.9	78.3
55,0°	111.4	96.2	89.1	77.2	76.5	81.9	359.1	276.4	193.7	88.6	77.6	75.1	75.1
57,5°	101.8	85.7	76.2	64.0	65.2	73.3	362.1	273.1	168.9	86.0	81.6	74.5	75.9
60,0°	90.0	72.4	68.3	58.3	59.4	67.6	369.6	262.3	134.0	83.5	81.0	76.0	77.2
62,5°	82.9	61.1	57.2	53.0	53.8	62.9	345.8	226.5	104.1	79.2	75.1	76.4	79.9
65,0°	83.0	57.9	51.0	46.7	48.3	56.8	287.2	181.9	90.8	76.8	69.7	74.0	78.7
67,5°	63.3	50.3	46.0	42.4	43.5	48.3	249.4	169.1	113.3	73.7	64.1	68.7	72.1
70,0°	48.9	44.8	40.0	37.8	40.6	41.3	323.9	182.6	134.5	69.1	63.3	65.6	65.7
72,5°	40.6	39.5	35.2	35.1	36.8	35.9	436.7	209.7	136.7	61.3	59.7	66.4	61.9
75,0°	33.8	34.9	30.8	31.8	31.0	29.8	483.7	231.0	108.3	51.8	52.4	57.3	54.8
77,5°	30.2	32.2	28.7	24.8	24.1	21.6	391.8	277.5	94.9	45.6	49.7	51.6	50.6
80,0°	27.0	26.5	25.9	18.6	18.4	17.1	230.3	269.7	139.7	40.3	43.5	45.4	45.4
82,5°	22.1	20.0	21.3	16.0	16.0	14.0	146.5	189.6	143.2	34.9	38.3	37.8	36.5
85,0°	15.6	14.9	15.4	13.8	13.3	12.7	93.8	75.4	73.2	28.3	32.9	31.6	30.6
87,5°	12.7	13.0	12.9	11.9	11.6	11.7	44.8	27.6	35.4	23.5	27.1	28.9	27.0
90,0°	11.3	11.1	11.0	11.0	11.0	10.8	13.8	13.8	14.6	15.1	16.2	16.4	15.1
92,5°	10.6	10.6	10.5	10.6	10.5	10.5	12.5	12.5	12.5	12.2	12.1	11.9	11.9
95,0°	10.5	10.5	10.3	10.3	10.3	10.2	11.9	11.9	11.9	11.7	11.6	11.6	11.4
97,5°	10.3	10.2	10.2	10.2	10.2	10.2	11.3	11.4	11.3	11.3	11.1	11.0	11.0
100,0°	10.2	10.0	10.0	10.0	10.0	9.8	10.8	10.8	10.8	10.6	10.6	10.3	10.3
102,5°	9.8	9.8	9.7	9.7	9.8	9.8	10.2	10.3	10.3	10.2	10.0	10.0	9.8
105,0°	9.7	9.7	9.7	9.7	9.5	9.5	9.8	9.8	9.8	9.7	9.5	9.4	9.4
107,5°	9.4	9.4	9.4	9.5	9.5	9.5	9.5	9.5	9.4	9.4	9.0	9.0	8.9
110,0°	9.4	9.4	9.4	9.4	9.5	9.2	9.2	9.2	9.0	9.0	8.9	8.7	8.6
112,5°	9.0	9.2	9.2	9.2	9.2	9.2	8.9	8.7	8.7	8.7	8.6	8.4	8.3

Photometric test report

Family LITEPOLE 2	Order number: 5XA5425NF14HP EAN: 4058352836750	LP number 58894_22
Table of values for luminous intensities		Maximum luminous intensity
		sitEco

C-planes	220° 320°	225° 315°	230° 310°	235° 305°	240° 300°	245° 295°	250° 290°	255° 285°	260° 280°	265° 275°	270°	Phi-zone	Total Phi-zone
γ	Luminous intensity in cd/klm											Luminous flux in lm/klm	
0,0°	9.9	9.9	9.9	9.9	9.9	9.9	9.9	9.9	9.9	9.9	9.9	0.0	0.0
2,5°	9.8	9.8	9.8	10.0	10.0	10.2	10.2	10.2	10.2	10.3	10.2	0.1	0.1
5,0°	16.5	16.5	17.0	17.3	17.8	17.9	18.1	18.1	17.9	17.6	17.8	0.3	0.5
7,5°	36.0	43.3	38.7	41.3	42.4	44.6	45.2	46.5	45.2	43.8	46.0	1.1	1.5
10,0°	58.3	58.1	57.2	59.4	59.8	61.4	63.2	61.8	63.5	63.8	66.4	3.2	4.8
12,5°	91.1	88.4	75.4	70.6	72.1	68.1	61.0	57.3	56.5	56.4	57.2	6.2	10.9
15,0°	110.3	102.6	104.5	87.3	78.3	74.9	61.6	60.2	55.9	51.1	50.5	9.7	20.7
17,5°	111.9	111.0	98.3	92.7	87.3	78.4	68.4	63.8	62.5	59.8	59.4	14.1	34.8
20,0°	105.6	101.0	96.5	98.6	82.9	76.0	67.8	66.7	64.3	61.6	61.6	18.5	53.3
22,5°	120.2	97.8	91.1	86.4	78.7	66.7	61.4	59.8	60.0	58.4	58.1	23.0	76.3
25,0°	115.7	96.7	80.6	71.6	63.2	59.1	57.0	53.8	53.0	51.3	50.2	26.1	102.3
27,5°	110.2	87.5	69.2	61.4	57.0	55.6	52.7	49.5	48.3	47.0	46.7	29.1	131.4
30,0°	98.9	76.0	66.5	62.2	58.4	55.4	50.6	47.1	45.6	42.9	42.5	31.5	162.9
32,5°	85.7	72.4	68.6	65.4	61.4	57.0	50.2	45.6	43.0	39.8	39.1	33.3	196.2
35,0°	87.6	82.1	74.3	68.1	62.1	55.7	49.5	44.6	41.8	38.9	37.8	34.9	231.0
37,5°	90.2	85.7	78.7	73.0	65.6	58.3	49.7	44.1	40.2	37.5	36.8	36.2	267.3
40,0°	89.2	84.3	77.2	71.8	64.1	56.4	47.9	42.9	39.1	37.3	36.5	36.6	303.9
42,5°	88.3	81.9	74.3	68.4	60.6	53.8	45.4	40.2	37.1	35.9	34.9	37.1	341.0
45,0°	86.4	81.3	74.3	67.3	58.4	50.0	41.8	37.0	34.3	32.4	31.8	37.0	378.0
47,5°	83.3	79.4	72.9	65.7	55.7	47.0	38.9	34.1	31.4	30.3	29.5	37.2	415.2
50,0°	80.3	77.0	70.3	62.7	52.4	42.9	35.4	31.4	29.1	27.9	27.6	37.9	453.0
52,5°	76.4	73.3	67.9	59.5	49.2	40.3	33.0	28.9	27.0	26.0	25.4	38.8	491.8
55,0°	73.0	69.7	65.1	55.4	45.6	37.3	30.6	27.1	25.2	24.4	23.8	39.5	531.3
57,5°	71.1	66.8	62.5	51.4	42.2	34.8	28.7	25.6	23.7	23.0	22.5	40.4	571.7
60,0°	68.7	64.1	59.5	47.6	38.7	32.4	27.0	24.1	22.4	21.7	21.6	42.4	614.2
62,5°	68.9	64.5	57.2	44.9	35.6	30.0	25.6	23.0	21.6	21.0	20.6	44.7	658.9
65,0°	69.9	63.8	54.6	43.7	32.4	27.8	24.3	22.1	20.6	20.2	20.0	46.1	705.0
67,5°	68.3	62.7	52.4	40.8	29.5	26.0	23.0	21.1	20.0	19.4	19.4	45.2	750.2
70,0°	63.5	63.8	52.1	42.2	29.2	24.3	21.9	20.2	19.1	18.7	18.4	45.2	795.5
72,5°	60.3	55.9	45.7	40.8	31.4	22.9	20.6	19.2	18.3	17.8	17.8	43.2	838.7
75,0°	54.0	46.5	41.3	33.2	27.0	21.3	19.2	18.1	17.1	16.5	16.5	37.9	876.6
77,5°	49.8	39.4	35.4	26.4	22.9	19.7	17.9	16.8	15.9	15.4	15.2	30.3	906.9
80,0°	40.6	33.5	28.1	24.4	21.3	18.3	16.7	15.6	14.8	14.3	14.0	22.8	929.6
82,5°	31.6	26.8	23.3	23.0	19.8	17.3	15.9	14.6	13.7	13.3	13.3	15.0	944.7
85,0°	26.2	22.7	20.8	21.0	18.6	16.2	14.9	13.7	13.0	12.7	12.7	9.8	954.5
87,5°	22.7	19.5	17.8	17.6	16.0	14.4	13.5	12.9	12.4	12.1	12.1	6.5	961.0
90,0°	14.1	13.2	12.5	12.9	11.9	11.4	11.1	11.1	11.0	10.8	10.8	3.5	964.4
92,5°	11.7	11.4	11.1	11.1	10.8	10.5	10.5	10.2	10.2	10.2	10.2	3.1	967.6
95,0°	11.3	11.1	10.8	10.8	10.5	10.5	10.2	10.2	10.0	10.0	9.8	3.0	970.6
97,5°	10.8	10.6	10.5	10.3	10.2	10.0	9.8	9.8	9.7	9.5	9.5	2.9	973.4
100,0°	10.2	10.2	9.8	9.8	9.5	9.5	9.5	9.2	9.2	9.2	9.2	2.8	976.2
102,5°	9.7	9.5	9.5	9.2	9.2	8.9	8.9	8.9	8.6	8.6	8.6	2.6	978.8
105,0°	9.2	9.2	8.9	8.9	8.6	8.6	8.6	8.3	8.3	8.3	8.3	2.5	981.3
107,5°	8.9	8.6	8.6	8.3	8.3	7.9	7.9	7.9	7.9	7.9	7.9	2.4	983.7
110,0°	8.6	8.3	8.3	7.9	7.9	7.6	7.6	7.6	7.6	7.6	7.6	2.3	986.0
112,5°	8.3	7.9	7.9	7.6	7.6	7.6	7.5	7.3	7.3	7.3	7.3	2.2	988.1

Photometric test report

Family LITEPOLE 2	Order number: 5XA5425NF14HP EAN: 4058352836750	LP number 58894_22
Table of values for luminous intensities		Maximum luminous intensity
		siteco

C-planes	0° 180°	5° 175°	10° 170°	15° 165°	20° 160°	25° 155°	30° 150°	35° 145°	40° 140°	45° 135°	50° 130°	55° 125°	60° 120°
γ	Luminous intensity in cd/klm												
115,0°	8.7	8.7	8.9	9.0	9.0	9.0	9.0	9.0	9.0	8.9	9.0	9.0	9.0
117,5°	8.3	8.3	8.6	8.7	8.7	8.7	8.7	8.6	8.7	8.7	8.7	8.7	8.7
120,0°	7.9	7.9	8.1	8.3	8.4	8.4	8.4	8.4	8.4	8.4	8.4	8.4	8.6
122,5°	7.1	7.1	7.5	7.6	7.6	7.6	7.6	7.6	7.6	7.6	7.6	7.8	7.9
125,0°	6.0	6.0	6.2	6.2	6.2	6.5	6.5	6.5	6.5	6.5	6.5	6.5	6.7
127,5°	4.1	4.3	4.3	4.3	4.3	4.4	4.4	4.4	4.4	4.6	4.6	4.6	4.6
130,0°	2.9	2.7	2.9	2.9	2.9	2.9	2.9	2.7	2.7	2.7	2.7	2.7	3.0
132,5°	2.4	2.4	2.4	2.5	2.5	2.4	2.4	2.4	2.4	2.4	2.4	2.4	2.4
135,0°	2.1	1.9	2.1	2.1	2.1	2.1	2.1	2.1	2.1	2.1	2.1	2.1	2.1
137,5°	1.6	1.6	1.7	1.6	1.6	1.7	1.6	1.6	1.4	1.4	1.4	1.4	1.6
140,0°	1.3	1.1	1.1	1.1	1.1	1.1	1.1	1.1	1.1	1.1	1.1	1.1	1.1
142,5°	0.8	0.8	0.8	0.8	0.8	0.8	0.6	0.6	0.6	0.6	0.6	0.6	0.5
145,0°	0.0	0.0	0.0	0.0	0.0	0.0	0.0	0.0	0.0	0.0	0.0	0.0	0.0
147,5°	0.0	0.0	0.0	0.0	0.0	0.0	0.0	0.0	0.0	0.0	0.0	0.0	0.0
150,0°	0.0	0.0	0.0	0.0	0.0	0.0	0.0	0.0	0.0	0.0	0.0	0.0	0.0
152,5°	0.0	0.0	0.0	0.0	0.0	0.0	0.0	0.0	0.0	0.0	0.0	0.0	0.0
155,0°	0.0	0.0	0.0	0.0	0.0	0.0	0.0	0.0	0.0	0.0	0.0	0.0	0.0
157,5°	0.0	0.0	0.0	0.0	0.0	0.0	0.0	0.0	0.0	0.0	0.0	0.0	0.0
160,0°	0.0	0.0	0.0	0.0	0.0	0.0	0.0	0.0	0.0	0.0	0.0	0.0	0.0
162,5°	0.0	0.0	0.0	0.0	0.0	0.0	0.0	0.0	0.0	0.0	0.0	0.0	0.0
165,0°	0.0	0.0	0.0	0.0	0.0	0.0	0.0	0.0	0.0	0.0	0.0	0.0	0.0
167,5°	0.0	0.0	0.0	0.0	0.0	0.0	0.0	0.0	0.0	0.0	0.0	0.0	0.0
170,0°	0.0	0.0	0.0	0.0	0.0	0.0	0.0	0.0	0.0	0.0	0.0	0.0	0.0
172,5°	0.0	0.0	0.0	0.0	0.0	0.0	0.0	0.0	0.0	0.0	0.0	0.0	0.0
175,0°	0.0	0.0	0.0	0.0	0.0	0.0	0.0	0.0	0.0	0.0	0.0	0.0	0.0
177,5°	0.0	0.0	0.0	0.0	0.0	0.0	0.0	0.0	0.0	0.0	0.0	0.0	0.0
180,0°	0.0	0.0	0.0	0.0	0.0	0.0	0.0	0.0	0.0	0.0	0.0	0.0	0.0

Photometric test report

Family LITEPOLE 2	Order number: 5XA5425NF14HP EAN: 4058352836750	LP number 58894_22
Table of values for luminous intensities		Maximum luminous intensity
		siteco

C-planes	65° 115°	70° 110°	75° 105°	80° 100°	85° 95°	90°	185° 355°	190° 350°	195° 345°	200° 340°	205° 335°	210° 330°	215° 325°
γ	Luminous intensity in cd/klm												
115,0°	9.0	9.0	9.0	9.2	9.2	9.2	8.6	8.7	8.6	8.4	8.3	8.3	7.9
117,5°	8.7	8.9	8.9	8.9	8.9	8.9	8.3	8.3	8.1	8.1	7.9	7.9	7.6
120,0°	8.6	8.6	8.7	8.7	8.6	8.9	7.8	7.9	7.8	7.6	7.6	7.6	7.3
122,5°	7.9	8.3	8.3	8.3	8.3	8.3	7.3	7.3	7.1	7.1	7.0	6.8	6.8
125,0°	6.8	6.8	7.0	7.0	7.0	7.0	5.9	5.9	5.7	5.7	5.7	5.7	5.4
127,5°	4.9	4.9	4.9	5.1	5.1	5.1	4.1	4.1	4.1	4.0	4.0	3.8	3.8
130,0°	3.0	3.0	3.0	3.0	3.2	3.2	2.7	2.7	2.7	2.7	2.7	2.7	2.7
132,5°	2.5	2.5	2.5	2.5	2.5	2.5	2.2	2.4	2.4	2.4	2.4	2.4	2.4
135,0°	2.1	2.1	2.2	2.2	2.2	2.2	2.1	2.1	2.1	2.1	2.1	2.1	2.1
137,5°	1.6	1.6	1.6	1.6	1.6	1.6	1.7	1.6	1.7	1.7	1.7	1.7	1.7
140,0°	1.0	1.0	1.0	1.0	1.0	1.0	1.1	1.3	1.3	1.3	1.4	1.3	1.4
142,5°	0.6	0.6	0.5	0.5	0.6	0.6	0.8	0.8	0.8	0.8	0.8	0.8	1.0
145,0°	0.0	0.0	0.0	0.0	0.0	0.0	0.0	0.0	0.0	0.0	0.0	0.0	0.0
147,5°	0.0	0.0	0.0	0.0	0.0	0.0	0.0	0.0	0.0	0.0	0.0	0.0	0.0
150,0°	0.0	0.0	0.0	0.0	0.0	0.0	0.0	0.0	0.0	0.0	0.0	0.0	0.0
152,5°	0.0	0.0	0.0	0.0	0.0	0.0	0.0	0.0	0.0	0.0	0.0	0.0	0.0
155,0°	0.0	0.0	0.0	0.0	0.0	0.0	0.0	0.0	0.0	0.0	0.0	0.0	0.0
157,5°	0.0	0.0	0.0	0.0	0.0	0.0	0.0	0.0	0.0	0.0	0.0	0.0	0.0
160,0°	0.0	0.0	0.0	0.0	0.0	0.0	0.0	0.0	0.0	0.0	0.0	0.0	0.0
162,5°	0.0	0.0	0.0	0.0	0.0	0.0	0.0	0.0	0.0	0.0	0.0	0.0	0.0
165,0°	0.0	0.0	0.0	0.0	0.0	0.0	0.0	0.0	0.0	0.0	0.0	0.0	0.0
167,5°	0.0	0.0	0.0	0.0	0.0	0.0	0.0	0.0	0.0	0.0	0.0	0.0	0.0
170,0°	0.0	0.0	0.0	0.0	0.0	0.0	0.0	0.0	0.0	0.0	0.0	0.0	0.0
172,5°	0.0	0.0	0.0	0.0	0.0	0.0	0.0	0.0	0.0	0.0	0.0	0.0	0.0
175,0°	0.0	0.0	0.0	0.0	0.0	0.0	0.0	0.0	0.0	0.0	0.0	0.0	0.0
177,5°	0.0	0.0	0.0	0.0	0.0	0.0	0.0	0.0	0.0	0.0	0.0	0.0	0.0
180,0°	0.0	0.0	0.0	0.0	0.0	0.0	0.0	0.0	0.0	0.0	0.0	0.0	0.0

Photometric test report

Family LITEPOLE 2	Order number: 5XA5425NF14HP EAN: 4058352836750	LP number 58894_22
Table of values for luminous intensities		Maximum luminous intensity
		siteco

C-planes	220° 320°	225° 315°	230° 310°	235° 305°	240° 300°	245° 295°	250° 290°	255° 285°	260° 280°	265° 275°	270°	Phi-zone	Total Phi-zone
γ	Luminous intensity in cd/klm											Luminous flux in lm/klm	
115,0°	7.9	7.9	7.6	7.5	7.3	7.3	7.1	7.1	7.1	7.0	7.0	2.1	990.2
117,5°	7.6	7.3	7.3	7.1	7.0	7.0	6.8	6.8	6.7	6.7	6.7	2.0	992.2
120,0°	7.3	7.0	7.0	6.8	6.7	6.7	6.5	6.5	6.4	6.4	6.4	1.8	994.0
122,5°	6.5	6.5	6.4	6.2	6.2	6.2	6.0	6.0	5.9	5.7	5.7	1.7	995.7
125,0°	5.4	5.4	5.2	5.1	5.1	4.9	4.9	4.9	4.8	4.8	4.8	1.3	997.0
127,5°	3.8	3.8	3.8	3.7	3.5	3.5	3.3	3.3	3.3	3.2	3.2	0.9	997.9
130,0°	2.5	2.5	2.4	2.4	2.4	2.4	2.4	2.2	2.2	2.2	2.2	0.6	998.5
132,5°	2.4	2.4	2.2	2.4	2.1	2.1	2.1	2.1	1.9	1.9	1.9	0.5	999.0
135,0°	2.1	2.1	2.1	2.1	1.9	1.9	1.9	1.9	1.9	1.9	1.9	0.4	999.4
137,5°	1.7	1.7	1.7	1.7	1.6	1.6	1.6	1.6	1.6	1.6	1.6	0.3	999.7
140,0°	1.4	1.3	1.1	1.1	1.1	1.1	1.1	1.1	1.3	1.3	1.3	0.2	999.9
142,5°	1.0	1.0	0.8	0.8	1.0	1.0	1.0	1.0	0.8	1.0	1.0	0.1	1000.0
145,0°	0.0	0.0	0.0	0.0	0.0	0.0	0.0	0.0	0.0	0.0	0.0	0.0	1000.0
147,5°	0.0	0.0	0.0	0.0	0.0	0.0	0.0	0.0	0.0	0.0	0.0	0.0	1000.0
150,0°	0.0	0.0	0.0	0.0	0.0	0.0	0.0	0.0	0.0	0.0	0.0	0.0	1000.0
152,5°	0.0	0.0	0.0	0.0	0.0	0.0	0.0	0.0	0.0	0.0	0.0	0.0	1000.0
155,0°	0.0	0.0	0.0	0.0	0.0	0.0	0.0	0.0	0.0	0.0	0.0	0.0	1000.0
157,5°	0.0	0.0	0.0	0.0	0.0	0.0	0.0	0.0	0.0	0.0	0.0	0.0	1000.0
160,0°	0.0	0.0	0.0	0.0	0.0	0.0	0.0	0.0	0.0	0.0	0.0	0.0	1000.0
162,5°	0.0	0.0	0.0	0.0	0.0	0.0	0.0	0.0	0.0	0.0	0.0	0.0	1000.0
165,0°	0.0	0.0	0.0	0.0	0.0	0.0	0.0	0.0	0.0	0.0	0.0	0.0	1000.0
167,5°	0.0	0.0	0.0	0.0	0.0	0.0	0.0	0.0	0.0	0.0	0.0	0.0	1000.0
170,0°	0.0	0.0	0.0	0.0	0.0	0.0	0.0	0.0	0.0	0.0	0.0	0.0	1000.0
172,5°	0.0	0.0	0.0	0.0	0.0	0.0	0.0	0.0	0.0	0.0	0.0	0.0	1000.0
175,0°	0.0	0.0	0.0	0.0	0.0	0.0	0.0	0.0	0.0	0.0	0.0	0.0	1000.0
177,5°	0.0	0.0	0.0	0.0	0.0	0.0	0.0	0.0	0.0	0.0	0.0	0.0	1000.0
180,0°	0.0	0.0	0.0	0.0	0.0	0.0	0.0	0.0	0.0	0.0	0.0	0.0	1000.0

Photometric test report

Family LITEPOLE 2	Order number: 5XA5425NF14HP EAN: 4058352836750	LP number 58894_22
------------------------------------	---	-------------------------------------

Dimming levels table	environmental temperature: 25°C	siteco
-----------------------------	---------------------------------	---------------

Luminous flux %	Dimming level linear	Dimming level logarithmic	Luminous flux [lm]	Power consumption [W]	Power consumption [W]	Power consumption [W]
				start of lifetime	end of lifetime	average
100	254	254	4240	33.6	35.9	34.8
95	241	252	4023	31.3	33.5	32.4
90	229	250	3823	29.4	31.4	30.4
85	216	248	3606	27.3	29.2	28.2
80	203	246	3389	25.4	27.1	26.2
75	190	243	3172	23.5	25.1	24.3
70	178	241	2971	21.9	23.3	22.6
65	165	238	2754	20.1	21.4	20.8
60	152	235	2537	18.4	19.5	19.0
55	140	232	2337	16.8	17.9	17.4
50	127	229	2120	15.2	16.2	15.7
45	114	225	1903	13.6	14.5	14.0
40	102	221	1703	12.2	13.0	12.6
35	89	216	1486	10.7	11.3	11.0
30	76	210	1269	9.2	9.7	9.4
25	63	203	1052	7.8	8.2	8.0
20	51	195	851	6.6	6.9	6.8
15	38	184	634	5.2	5.5	5.4
11	28	173	467	4.1	4.4	4.2