



Photometric test report

Family Monsun® 21	Order number: 51FB10DP430B EAN: 4058352519929	LP number 58939_44
	Version prismatic diffuser, opal, PMMA, wide distribution Lamps LED 4000 K CRI ≥ 80 Controlgear ECG-DALI Rated values Net luminous flux = 3860 lm Power consumption = 24.7 W Luminous efficacy = 156.3 lm/W	serial documentation 17.06.2021
		

Luminous intensity in cd/klm C180-0 C270-90 **Imax: 340 cd/klm**



Classifications	
DIN 5040	A 4 1
CIE	N1=47 N2=77 N3=93 N4=94 N5=100

Luminaire light output ratios	
η_{LB}	100.0%
ϕ_u	94.2%
ϕ_o	5.8%

Measurement conditions
 DIN EN 13032 and DIN 5032

Photometric test report

Family Monsun® 21	Order number: 51FB10DP430B EAN: 4058352519929	LP number 58939_44
Table of values for luminous intensities		Maximum luminous intensity
		siteco

C-planes γ	0° 180°	15°	30°	45°	60°	75°	90° 270°	Phi-zone	Total Phi-zone
		165° 195° 345°	150° 210° 330°	135° 225° 315°	120° 240° 300°	105° 255° 285°			
Luminous intensity in cd/klm							Luminous flux in lm/klm		
0°	340.1	340.1	340.1	340.1	340.1	340.1	340.1	2.0	2.0
5°	339.4	338.3	336.5	337.9	339.5	339.4	339.8	16.2	18.2
10°	333.5	333.0	331.2	332.8	334.6	334.7	335.0	31.7	49.9
15°	324.2	324.2	322.5	324.2	326.1	326.4	326.9	46.1	96.0
20°	311.0	311.6	310.1	311.9	314.1	314.7	315.3	58.6	154.6
25°	294.4	295.4	294.1	296.0	298.4	299.4	300.2	68.7	223.4
30°	275.2	276.6	275.1	276.8	279.4	280.7	281.6	76.1	299.5
35°	253.9	255.2	253.8	254.9	257.1	258.4	259.7	80.5	380.0
40°	231.8	232.9	231.3	231.1	232.5	233.8	235.1	81.9	461.9
45°	209.4	209.9	207.8	205.9	206.1	206.6	208.2	80.4	542.4
50°	187.2	187.1	184.8	181.3	179.3	178.3	179.7	76.6	619.0
55°	165.5	164.8	162.1	157.0	153.1	150.2	150.9	70.7	689.7
60°	143.9	142.9	139.5	133.7	127.9	123.2	122.7	63.3	753.0
65°	123.6	122.5	117.8	111.0	104.2	97.9	96.0	54.9	808.0
70°	104.7	103.3	97.1	89.4	81.7	74.3	71.0	45.8	853.8
75°	86.1	84.4	77.8	69.2	60.2	52.2	47.8	36.3	890.0
80°	68.0	66.1	60.2	50.5	40.7	32.1	26.9	26.7	916.7
85°	51.8	50.0	44.6	35.3	24.7	15.7	10.1	18.3	935.0
90°	40.8	39.2	34.4	26.0	15.9	6.9	1.8	13.1	948.2
95°	34.8	33.5	29.7	22.7	13.6	5.1	1.6	11.2	959.3
100°	29.9	28.8	25.4	19.2	11.3	3.7	1.4	9.4	968.7
105°	25.7	24.7	21.4	16.1	8.8	2.4	1.2	7.7	976.4
110°	22.1	20.9	18.0	13.0	6.6	1.4	1.1	6.1	982.5
115°	19.0	17.8	15.0	10.4	4.7	1.2	1.1	4.9	987.4
120°	16.0	14.8	12.2	7.9	3.1	1.2	1.0	3.8	991.2
125°	13.0	11.9	9.4	5.6	1.7	1.1	0.9	2.7	993.9
130°	10.1	9.1	6.9	3.7	1.4	1.1	1.0	1.9	995.9
135°	7.3	6.5	4.6	2.1	1.4	1.1	1.1	1.3	997.1
140°	4.8	4.1	2.7	1.7	1.4	1.1	1.1	0.8	998.0
145°	2.6	2.3	1.9	1.7	1.4	1.2	1.2	0.5	998.5
150°	2.0	2.0	1.9	1.6	1.3	1.3	1.3	0.4	998.9
155°	1.9	1.9	1.7	1.6	1.4	1.4	1.4	0.4	999.3
160°	1.7	1.7	1.6	1.4	1.4	1.4	1.4	0.3	999.6
165°	1.4	1.4	1.4	1.4	1.4	1.4	1.4	0.2	999.8
170°	1.3	1.4	1.4	1.4	1.4	1.4	1.4	0.1	999.9
175°	1.4	1.4	1.4	1.4	1.4	1.4	1.4	0.1	1000.0
180°	1.4	1.4	1.4	1.4	1.4	1.4	1.4	0.0	1000.0

Photometric test report

Family Monsun® 21	Order number: 51FB10DP430B EAN: 4058352519929	LP number 58939_44
-----------------------------	--	------------------------------

UGR-Table	Standard room	siteco
------------------	----------------------	---------------

Reflection factor of ceiling	0.7	0.7	0.5	0.5	0.3	0.7	0.7	0.5	0.5	0.3	
Reflection factor of walls	0.5	0.3	0.5	0.3	0.3	0.5	0.3	0.5	0.3	0.3	
Reflection factor of floor	0.2	0.2	0.2	0.2	0.2	0.2	0.2	0.2	0.2	0.2	
Room dimensions	View crosswise (C0)					View endwise (C90)					
x	y										
2H	2H	18.5	20.2	18.9	20.5	20.8	18.5	20.2	18.9	20.5	20.8
	3H	20.3	21.8	20.6	22.1	22.5	19.9	21.4	20.3	21.8	22.1
	4H	21.1	22.5	21.5	22.9	23.2	20.4	21.9	20.8	22.2	22.6
	6H	21.8	23.2	22.2	23.5	23.9	20.8	22.1	21.2	22.5	22.9
	8H	22.2	23.4	22.6	23.8	24.2	20.9	22.2	21.3	22.5	22.9
	12H	22.5	23.7	22.9	24.1	24.5	20.9	22.2	21.4	22.5	23.0
4H	2H	19.2	20.7	19.6	21.0	21.4	19.2	20.6	19.6	21.0	21.4
	3H	21.1	22.4	21.6	22.8	23.2	20.8	22.0	21.2	22.4	22.8
	4H	22.1	23.2	22.5	23.6	24.1	21.4	22.5	21.9	23.0	23.4
	6H	23.0	24.0	23.5	24.4	24.9	21.9	22.9	22.3	23.3	23.8
	8H	23.4	24.4	23.9	24.8	25.3	22.0	23.0	22.5	23.4	23.9
	12H	23.9	24.7	24.3	25.1	25.6	22.1	23.0	22.6	23.4	23.9
8H	4H	22.4	23.4	22.9	23.8	24.3	21.8	22.7	22.3	23.2	23.6
	6H	23.5	24.3	24.0	24.7	25.2	22.4	23.2	22.9	23.7	24.2
	8H	24.1	24.7	24.5	25.2	25.7	22.7	23.3	23.2	23.8	24.3
	12H	24.6	25.2	25.1	25.7	26.2	22.8	23.4	23.3	23.9	24.4
12H	4H	22.5	23.3	23.0	23.8	24.2	21.9	22.7	22.4	23.2	23.7
	6H	23.6	24.3	24.1	24.8	25.3	22.6	23.3	23.1	23.7	24.3
	8H	24.2	24.8	24.7	25.3	25.8	22.9	23.5	23.4	23.9	24.5

Luminance table	Max. for $\gamma \geq 65^\circ$	Photometric dimensions in mm:	L = 1590	H(C0) = 21	H(C180) = 21
			B = 87	H(C90) = 21	H(C270) = 21

C-planes	γ	Luminance in cd/m ²							
		0° 180°	15° 165° 195° 345°	30° 150° 210° 330°	45° 135° 225° 315°	60° 120° 240° 300°	75° 105° 255° 285°	90° 270°	
45°		6655.8	6697.0	6746.0	6887.0	7184.3	7582.2	8108.2	
50°		6312.5	6335.9	6383.3	6480.7	6725.8	7103.6	7680.0	
55°		5985.8	5992.8	6029.5	6077.0	6266.4	6596.6	7204.0	
60°		5662.9	5658.1	5668.0	5686.0	5810.8	6083.5	6696.1	
65°		5379.0	5366.1	5320.7	5286.9	5361.2	5566.4	6164.3	
70°		5135.3	5106.3	4973.8	4879.8	4888.5	5021.7	5592.9	
75°		4881.1	4835.0	4649.5	4461.0	4350.3	4395.2	4913.6	
80°		4611.8	4535.2	4349.3	4014.1	3734.5	3610.2	4018.2	
85°		4415.2	4321.8	4119.7	3699.3	3144.5	2694.4	2806.2	

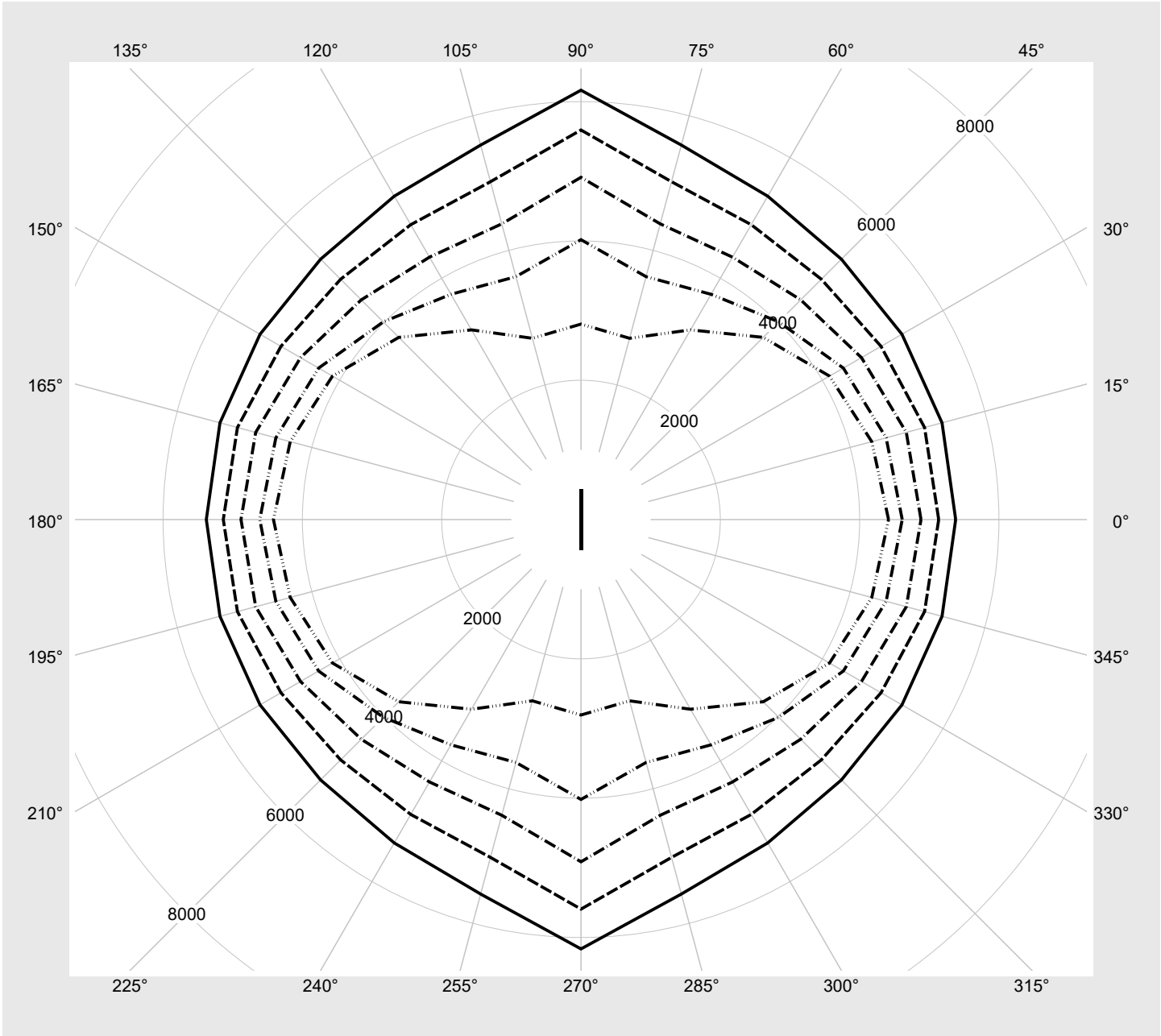
Photometric test report

Family Monsun® 21	Order number: 51FB10DP430B EAN: 4058352519929	LP number 58939_44
------------------------------------	--	-------------------------------------

Luminance values in cd/m²

γ 65°
 γ 70°
 γ 75°
 γ 80°
 γ 85°

siteco



Photometric test report

Family Monsun® 21	Order number: 51FB10DP430B EAN: 4058352519929	LP number 58939_44
------------------------------------	--	-------------------------------------

Dimming levels table	environmental temperature: 25°C	sITeco
-----------------------------	---------------------------------	---------------

Luminous flux %	Dimming level linear	Dimming level logarithmic	Luminous flux [lm]	Power consumption [W]
100	254	254	3860	24.7
95	241	252	3669	23.4
90	228	250	3478	22.2
85	215	248	3285	21.1
80	202	246	3092	19.9
75	189	243	2897	18.7
70	176	241	2702	17.6
65	163	238	2506	16.4
60	150	235	2309	15.2
55	138	232	2126	14.2
50	125	228	1927	13.0
45	112	224	1730	11.8
40	100	220	1545	10.7
35	87	215	1344	9.6
30	75	209	1158	8.5
25	63	203	971	7.5
20	50	194	766	6.4
15	38	184	578	5.4
10	26	171	388	4.4
5	14	148	198	3.3
4	11	139	150	3.2