

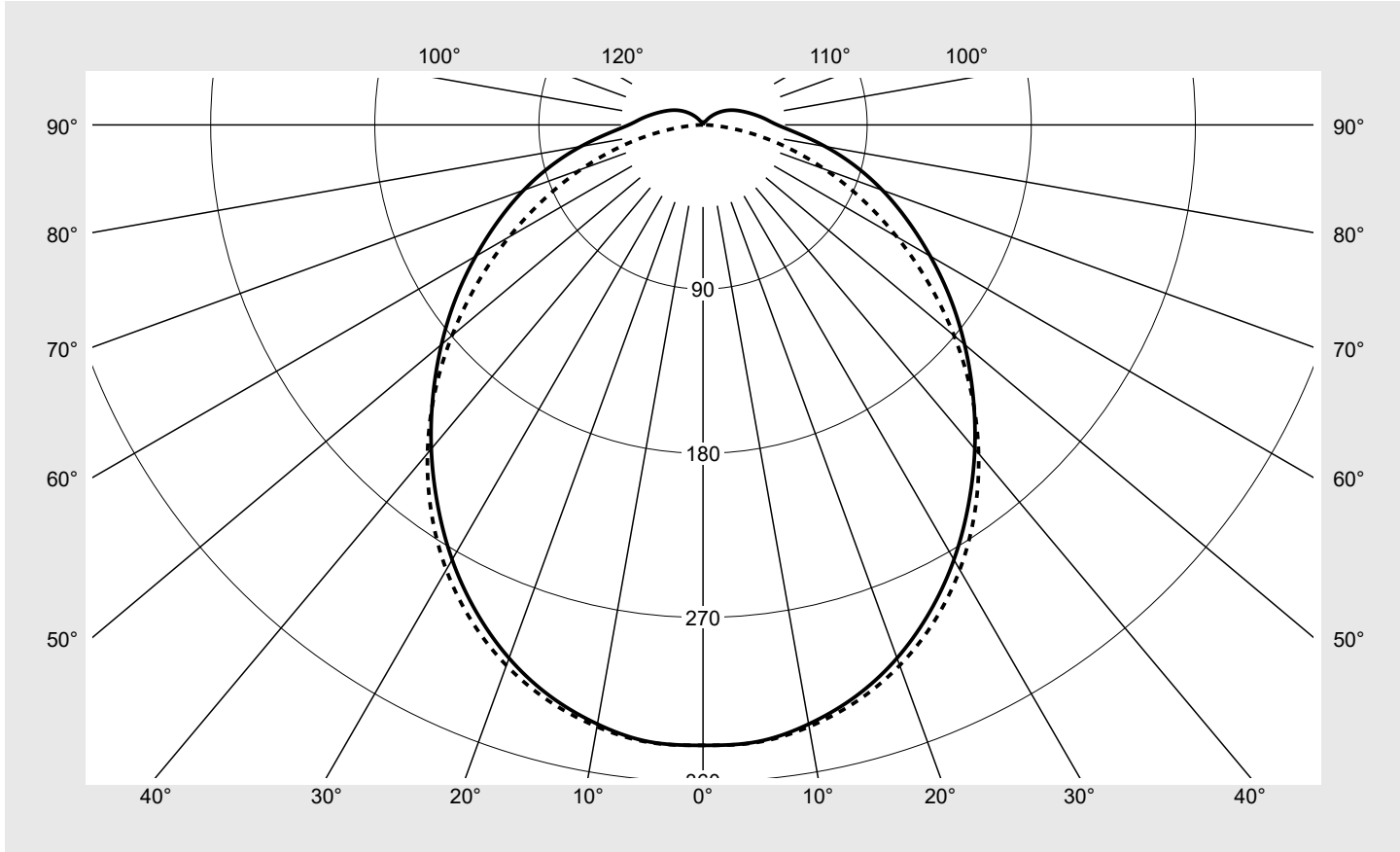


Photometric test report

Family Monsun® 21	Order number: 51FB107P430J005 EAN: 4058352519738	LP number 58939_47
	Version prismatic diffuser, opal, PMMA, wide distribution Lamps LED 4000 K CRI ≥ 80 Controlgear ECG Rated values Net luminous flux = 3710 lm Power consumption = 22.2 W Luminous efficacy = 167.1 lm/W	serial documentation 17.06.2021
		

Luminous intensity in cd/klm C180-0 C270-90 **Imax: 340 cd/klm**



Classifications	
DIN 5040	A 4 1
CIE	N1=47 N2=77 N3=93 N4=94 N5=100

Luminaire light output ratios	
η_{LB}	100.0%
ϕ_u	94.2%
ϕ_o	5.8%

Measurement conditions
 DIN EN 13032 and DIN 5032

Photometric test report

Family Monsun® 21	Order number: 51FB107P430J005 EAN: 4058352519738	LP number 58939_47
Table of values for luminous intensities		Maximum luminous intensity
		siteco

C-planes γ	0° 180°	15°	30°	45°	60°	75°	90° 270°	Phi-zone	Total Phi-zone
		165° 195° 345°	150° 210° 330°	135° 225° 315°	120° 240° 300°	105° 255° 285°			
Luminous intensity in cd/klm							Luminous flux in lm/klm		
0°	340.1	340.1	340.1	340.1	340.1	340.1	340.1	2.0	2.0
5°	339.4	338.3	336.5	337.9	339.5	339.4	339.8	16.2	18.2
10°	333.5	333.0	331.2	332.8	334.6	334.7	335.0	31.7	49.9
15°	324.2	324.2	322.5	324.2	326.1	326.4	326.9	46.1	96.0
20°	311.0	311.6	310.1	311.9	314.1	314.7	315.3	58.6	154.6
25°	294.4	295.4	294.1	296.0	298.4	299.4	300.2	68.7	223.4
30°	275.2	276.6	275.1	276.8	279.4	280.7	281.6	76.1	299.5
35°	253.9	255.2	253.8	254.9	257.1	258.4	259.7	80.5	380.0
40°	231.8	232.9	231.3	231.1	232.5	233.8	235.1	81.9	461.9
45°	209.4	209.9	207.8	205.9	206.1	206.6	208.2	80.4	542.4
50°	187.2	187.1	184.8	181.3	179.3	178.3	179.7	76.6	619.0
55°	165.5	164.8	162.1	157.0	153.1	150.2	150.9	70.7	689.7
60°	143.9	142.9	139.5	133.7	127.9	123.2	122.7	63.3	753.0
65°	123.6	122.5	117.8	111.0	104.2	97.9	96.0	54.9	808.0
70°	104.7	103.3	97.1	89.4	81.7	74.3	71.0	45.8	853.8
75°	86.1	84.4	77.8	69.2	60.2	52.2	47.8	36.3	890.0
80°	68.0	66.1	60.2	50.5	40.7	32.1	26.9	26.7	916.7
85°	51.8	50.0	44.6	35.3	24.7	15.7	10.1	18.3	935.0
90°	40.8	39.2	34.4	26.0	15.9	6.9	1.8	13.1	948.2
95°	34.8	33.5	29.7	22.7	13.6	5.1	1.6	11.2	959.3
100°	29.9	28.8	25.4	19.2	11.3	3.7	1.4	9.4	968.7
105°	25.7	24.7	21.4	16.1	8.8	2.4	1.2	7.7	976.4
110°	22.1	20.9	18.0	13.0	6.6	1.4	1.1	6.1	982.5
115°	19.0	17.8	15.0	10.4	4.7	1.2	1.1	4.9	987.4
120°	16.0	14.8	12.2	7.9	3.1	1.2	1.0	3.8	991.2
125°	13.0	11.9	9.4	5.6	1.7	1.1	0.9	2.7	993.9
130°	10.1	9.1	6.9	3.7	1.4	1.1	1.0	1.9	995.9
135°	7.3	6.5	4.6	2.1	1.4	1.1	1.1	1.3	997.1
140°	4.8	4.1	2.7	1.7	1.4	1.1	1.1	0.8	998.0
145°	2.6	2.3	1.9	1.7	1.4	1.2	1.2	0.5	998.5
150°	2.0	2.0	1.9	1.6	1.3	1.3	1.3	0.4	998.9
155°	1.9	1.9	1.7	1.6	1.4	1.4	1.4	0.4	999.3
160°	1.7	1.7	1.6	1.4	1.4	1.4	1.4	0.3	999.6
165°	1.4	1.4	1.4	1.4	1.4	1.4	1.4	0.2	999.8
170°	1.3	1.4	1.4	1.4	1.4	1.4	1.4	0.1	999.9
175°	1.4	1.4	1.4	1.4	1.4	1.4	1.4	0.1	1000.0
180°	1.4	1.4	1.4	1.4	1.4	1.4	1.4	0.0	1000.0

Photometric test report

Family Monsun® 21	Order number: 51FB107P430J005 EAN: 4058352519738	LP number 58939_47
-----------------------------	---	------------------------------

UGR-Table	Standard room	siteco
------------------	----------------------	---------------

Reflection factor of ceiling	0.7	0.7	0.5	0.5	0.3	0.7	0.7	0.5	0.5	0.3	
Reflection factor of walls	0.5	0.3	0.5	0.3	0.3	0.5	0.3	0.5	0.3	0.3	
Reflection factor of floor	0.2	0.2	0.2	0.2	0.2	0.2	0.2	0.2	0.2	0.2	
Room dimensions	View crosswise (C0)					View endwise (C90)					
x	y										
2H	2H	18.4	20.1	18.7	20.4	20.7	18.4	20.1	18.7	20.4	20.7
	3H	20.1	21.7	20.5	22.0	22.3	19.7	21.3	20.1	21.6	22.0
	4H	20.9	22.4	21.3	22.7	23.1	20.3	21.7	20.7	22.1	22.4
	6H	21.7	23.0	22.1	23.4	23.8	20.6	22.0	21.0	22.3	22.7
	8H	22.1	23.3	22.5	23.7	24.1	20.8	22.0	21.2	22.4	22.8
	12H	22.4	23.6	22.8	23.9	24.4	20.8	22.0	21.2	22.4	22.8
4H	2H	19.1	20.5	19.5	20.9	21.2	19.1	20.5	19.5	20.9	21.2
	3H	21.0	22.3	21.4	22.6	23.0	20.6	21.9	21.0	22.3	22.7
	4H	22.0	23.1	22.4	23.5	23.9	21.3	22.4	21.7	22.8	23.2
	6H	22.9	23.9	23.3	24.3	24.8	21.7	22.7	22.2	23.2	23.6
	8H	23.3	24.2	23.8	24.7	25.1	21.9	22.8	22.4	23.3	23.7
	12H	23.7	24.5	24.2	25.0	25.5	22.0	22.8	22.5	23.3	23.8
8H	4H	22.3	23.2	22.8	23.7	24.1	21.7	22.6	22.2	23.0	23.5
	6H	23.4	24.1	23.9	24.6	25.1	22.3	23.1	22.8	23.5	24.0
	8H	23.9	24.6	24.4	25.1	25.6	22.5	23.2	23.0	23.7	24.2
	12H	24.5	25.1	25.0	25.5	26.1	22.7	23.3	23.2	23.8	24.3
12H	4H	22.3	23.2	22.8	23.6	24.1	21.8	22.6	22.3	23.0	23.5
	6H	23.5	24.1	24.0	24.6	25.1	22.5	23.1	23.0	23.6	24.1
	8H	24.1	24.6	24.6	25.1	25.7	22.7	23.3	23.2	23.8	24.3

Luminance table	Max. for $\gamma \geq 65^\circ$	Photometric dimensions in mm:	L = 1590	H(C0) = 21	H(C180) = 21
			B = 87	H(C90) = 21	H(C270) = 21

C-planes	γ	Luminance in cd/m ²							
		0° 180°	15° 165° 195° 345°	30° 150° 210° 330°	45° 135° 225° 315°	60° 120° 240° 300°	75° 105° 255° 285°	90° 270°	
45°		6397.1	6436.8	6483.8	6619.4	6905.1	7287.6	7793.1	
50°		6067.2	6089.7	6135.2	6228.8	6464.4	6827.6	7381.5	
55°		5753.2	5759.9	5795.2	5840.8	6022.9	6340.3	6924.0	
60°		5442.8	5438.3	5447.7	5465.0	5585.0	5847.1	6435.9	
65°		5170.0	5157.6	5113.9	5081.5	5152.8	5350.0	5924.7	
70°		4935.7	4907.8	4780.5	4690.2	4698.5	4826.6	5375.5	
75°		4691.4	4647.2	4468.9	4287.6	4181.2	4224.4	4722.6	
80°		4432.6	4359.0	4180.3	3858.1	3589.4	3469.9	3862.0	
85°		4243.7	4153.8	3959.6	3555.5	3022.3	2589.7	2697.2	

Photometric test report

Family
Monsun® 21

Order number: 51FB107P430J005
EAN: 4058352519738

LP number
58939_47

Luminance values in cd/m²

γ 65°
 γ 70°
 γ 75°
 γ 80°
 γ 85°

