

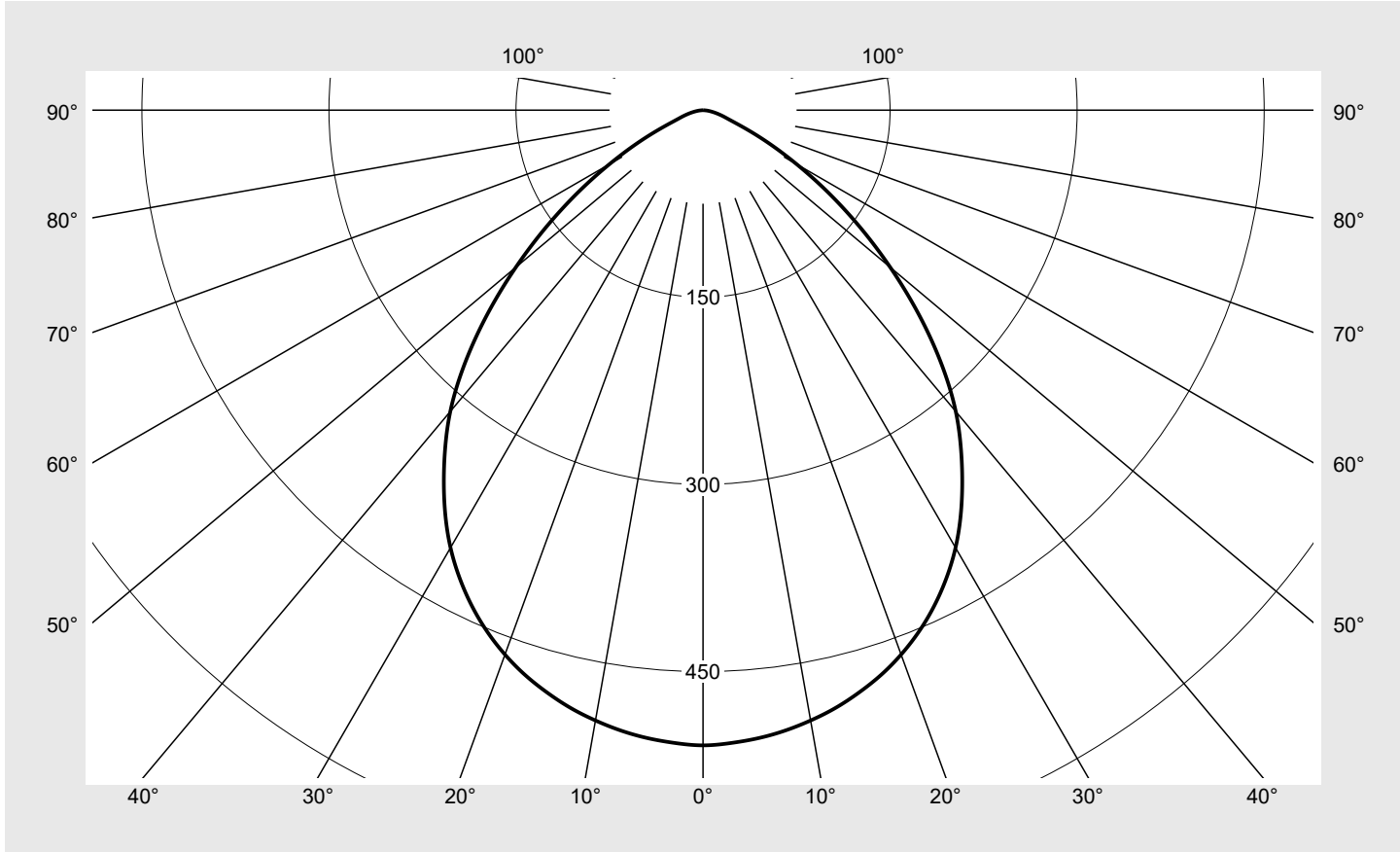


Photometric test report

Family Lunis 31	Order number: 51DN16DG42 EAN: 4058352556054	LP number 59322_2
	Version cover, diffuse, wide distribution	serial documentation 15.06.2022
	Lamps LED 4000 K CRI ≥ 80	
	Controlgear ECG-DALI	
	Rated values Net luminous flux = 2150 lm Power consumption = 17.0 W Luminous efficacy = 126.5 lm/W	
		

Luminous intensity in cd/klm C180-0 **Imax: 509 cd/klm**



Classifications	
DIN 5040	A 5 0
CIE	N1=64 N2=93 N3=99 N4=100 N5=100

Luminaire light output ratios	
η_{LB}	100.0%
ϕ_u	100.0%
ϕ_o	0.0%

Measurement conditions
 DIN EN 13032 and DIN 5032

Photometric test report

Family Lunis 31	Order number: 51DN16DG42 EAN: 4058352556054	LP number 59322_2
---------------------------	--	-----------------------------

sITeco

Table of values for luminous intensities Maximum luminous intensity

C-planes	0°	Phi-zone	Total Phi-zone
γ	Luminous intensity in cd/klm	Luminous flux in lm/klm	
0,0°	509.2	0.8	0.8
2,5°	507.8	6.1	6.8
5,0°	505.4	12.1	18.9
7,5°	501.7	18.0	36.9
10,0°	496.8	23.6	60.5
12,5°	490.8	29.1	89.6
15,0°	483.3	34.3	123.9
17,5°	474.7	39.1	163.1
20,0°	464.4	43.5	206.6
22,5°	452.4	47.5	254.1
25,0°	438.6	50.8	304.9
27,5°	422.8	53.5	358.4
30,0°	405.0	55.5	413.9
32,5°	384.6	56.7	470.6
35,0°	362.4	57.0	527.5
37,5°	339.5	56.7	584.2
40,0°	315.3	55.6	639.7
42,5°	287.7	53.3	693.0
45,0°	257.7	50.0	743.0
47,5°	226.8	45.8	788.8
50,0°	196.0	41.2	830.0
52,5°	166.3	36.2	866.1
55,0°	138.0	31.0	897.1
57,5°	111.4	25.8	922.9
60,0°	86.8	20.6	943.5
62,5°	65.4	15.9	959.4
65,0°	47.0	11.7	971.1
67,5°	32.2	8.1	979.2
70,0°	22.8	5.9	985.1
72,5°	17.7	4.6	989.7
75,0°	13.7	3.6	993.3
77,5°	10.2	2.7	996.1
80,0°	7.1	1.9	998.0
82,5°	4.5	1.2	999.2
85,0°	2.3	0.6	999.9
87,5°	0.5	0.1	1000.0
90,0°	0.0	0.0	1000.0

Photometric test report

Family Lunis 31	Order number: 51DN16DG42 EAN: 4058352556054	LP number 59322_2
---------------------------	--	-----------------------------

UGR-Table	Standard room	siteco
------------------	----------------------	---------------

Reflection factor of ceiling	0.7	0.7	0.5	0.5	0.3	0.7	0.7	0.5	0.5	0.3	
Reflection factor of walls	0.5	0.3	0.5	0.3	0.3	0.5	0.3	0.5	0.3	0.3	
Reflection factor of floor	0.2	0.2	0.2	0.2	0.2	0.2	0.2	0.2	0.2	0.2	
Room dimensions	View crosswise (C0)					View endwise (C90)					
x	y										
2H	2H	21.5	23.0	21.9	23.3	23.7	21.5	23.0	21.9	23.3	23.7
	3H	21.7	23.0	22.1	23.4	23.7	21.7	23.0	22.1	23.4	23.7
	4H	21.7	23.0	22.1	23.3	23.7	21.7	23.0	22.1	23.3	23.7
	6H	21.7	22.9	22.2	23.2	23.6	21.7	22.9	22.2	23.2	23.6
	8H	21.8	22.8	22.2	23.2	23.6	21.8	22.8	22.2	23.2	23.6
	12H	21.8	22.7	22.2	23.1	23.5	21.8	22.7	22.2	23.1	23.5
4H	2H	21.7	23.0	22.1	23.3	23.7	21.7	23.0	22.1	23.3	23.7
	3H	22.0	23.0	22.4	23.4	23.8	22.0	23.0	22.4	23.4	23.8
	4H	22.0	22.9	22.4	23.3	23.8	22.0	22.9	22.4	23.3	23.8
	6H	22.0	22.8	22.5	23.2	23.7	22.0	22.8	22.5	23.2	23.7
	8H	22.0	22.7	22.5	23.2	23.7	22.0	22.7	22.5	23.2	23.7
	12H	22.0	22.6	22.5	23.1	23.6	22.0	22.6	22.5	23.1	23.6
8H	4H	22.0	22.7	22.4	23.1	23.6	22.0	22.7	22.4	23.1	23.6
	6H	22.0	22.6	22.5	23.1	23.6	22.0	22.6	22.5	23.1	23.6
	8H	22.0	22.5	22.5	23.0	23.5	22.0	22.5	22.5	23.0	23.5
	12H	22.0	22.4	22.5	22.9	23.5	22.0	22.4	22.5	22.9	23.5
12H	4H	22.0	22.6	22.5	23.0	23.5	22.0	22.6	22.5	23.0	23.5
	6H	22.0	22.5	22.5	23.0	23.5	22.0	22.5	22.5	23.0	23.5
	8H	22.0	22.4	22.5	22.9	23.5	22.0	22.4	22.5	22.9	23.5

Luminance table	Max. for $\gamma \geq 65^\circ$	Photometric dimensions in mm: D = 204
------------------------	---	--

C-planes	0°
γ	Luminance in cd/m²
45,0°	23973.9
50,0°	20056.0
55,0°	15821.8
60,0°	11415.4
65,0°	7315.4
70,0°	4386.6
75,0°	3474.8
80,0°	2702.4
85,0°	1761.5

Photometric test report

Family Lunis 31	Order number: 51DN16DG42 EAN: 4058352556054	LP number 59322_2
---------------------------	--	-----------------------------

Luminance values in cd/m² γ 65° γ 70° γ 75° γ 80° γ 85°

