

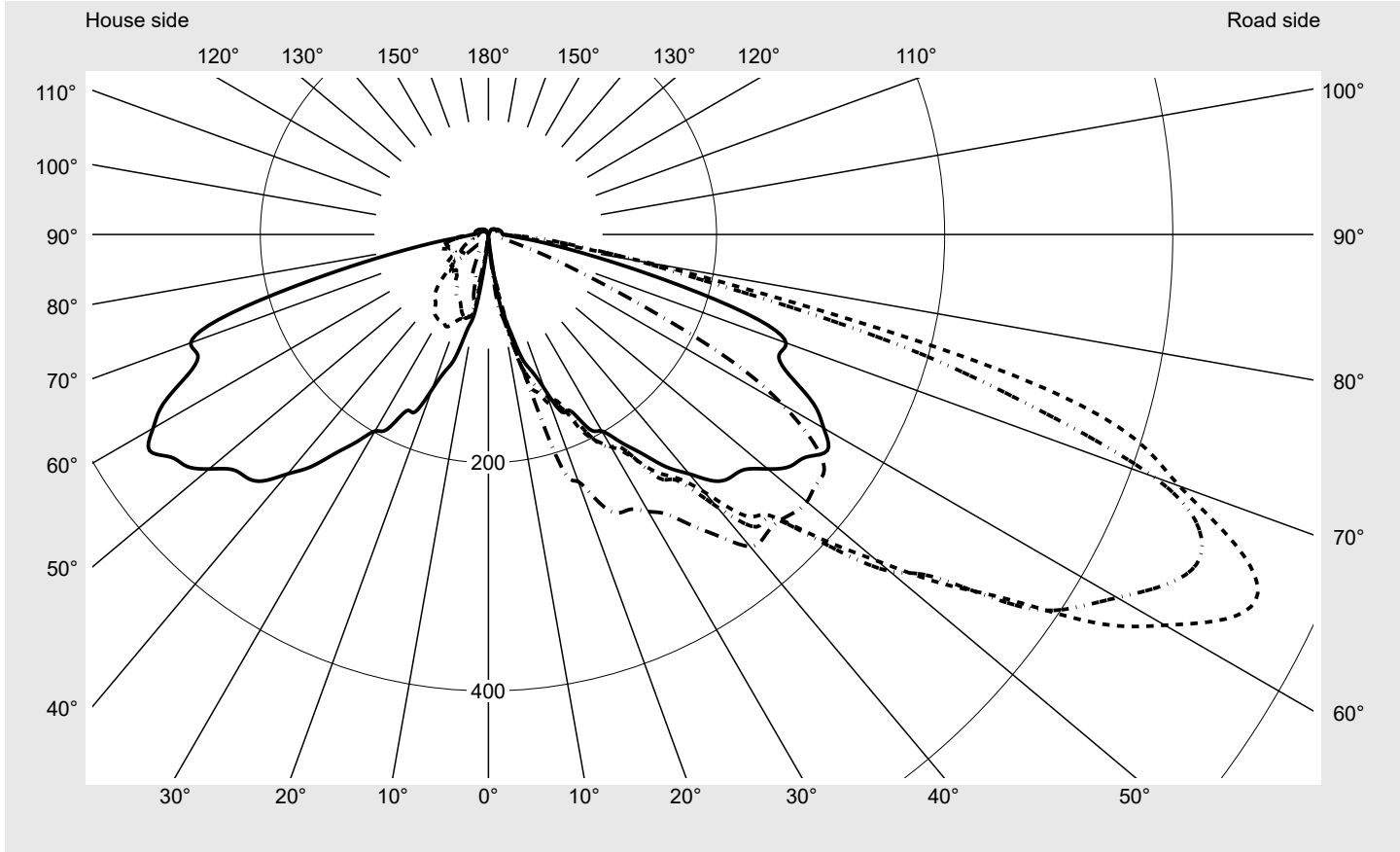


Photometric test report

Family DL 11 iQ	Order number 5XA5565EW14HP00022	LP number 59404_163
	Version	post-top- or mounting to wall arm, Smart Interface up, Smart Interface up
	Optic	asymmetric, wide distribution (ST1.2a)
	Cover	cover transparent, PMMA
	Lamps	LED 3000 K CRI ≥ 70
	Controlgear	EVG SITECO iQ - Smart Interface
Rated values	Net luminous flux = 4790 lm Power consumption = 33.5 W Luminous efficacy = 143 lm/W	
		serial documentation 17.07.2024
		

Luminous intensity in cd/klm C180-0 C205-25 C210-30 C270-90 **Imax: 744 cd/klm**



Luminaire output ratios	
Eta	100.0%
Eta 0° - 90°	95.4%
Eta 90° - 180°	4.6%

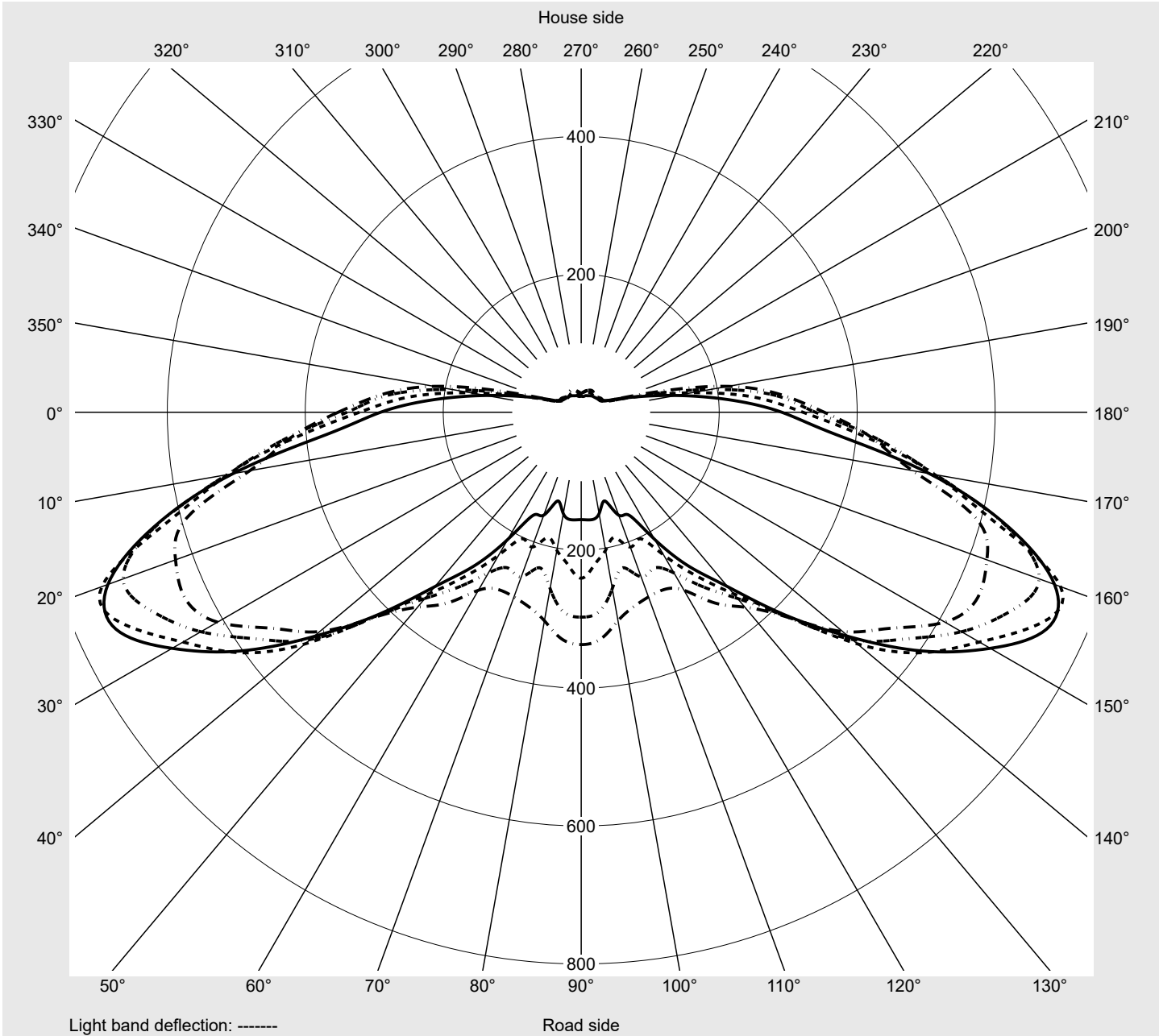
Luminous intensity class acc. to EN13201-2	
Class:	G1
Imax 70°	653.9
Imax 80°	166.6
Imax 90°	13.3
Imax >90°	12.2
Imax >95°	12.0

Measurement conditions
DIN EN 13032 and DIN 5032

Photometric test report

Family DL 11 iQ	Order number 5XA5565EW14HP00022	LP number 59404_163
---------------------------	---	-------------------------------

Envelope curve in cd/klm	KMK 65°	KMK 62,5°	KMK 60°	KMK 57,5°	siteco
---------------------------------	----------------	------------------	----------------	------------------	---------------



Light band deflection: -----

Photometric test report

Family DL 11 iQ	Order number 5XA5565EW14HP00022	LP number 59404_163
Table of values for luminous intensities		Maximum luminous intensity
		siteco

C-planes	0° 180°	5° 175°	10° 170°	15° 165°	20° 160°	25° 155°	30° 150°	35° 145°	40° 140°	45° 135°	50° 130°	55° 125°	60° 120°
γ	Luminous intensity in cd/klm												
0,0°	4.1	4.1	4.1	4.1	4.1	4.1	4.1	4.1	4.1	4.1	4.1	4.1	4.1
2,5°	4.1	4.1	4.2	4.4	4.5	4.6	4.7	4.8	4.9	5.1	5.2	5.3	5.4
5,0°	7.1	7.9	8.7	9.4	10.5	12.4	14.2	15.5	16.6	17.2	17.6	17.7	17.7
7,5°	30.1	32.0	35.4	37.5	36.8	36.6	36.1	35.2	34.6	34.5	35.5	37.8	41.1
10,0°	70.1	66.6	62.8	62.5	60.6	56.4	51.9	50.0	51.2	54.9	60.7	67.9	71.2
12,5°	85.0	89.9	87.9	86.5	86.3	90.3	99.7	107.8	110.9	106.6	100.0	96.4	94.2
15,0°	111.0	115.7	123.9	132.8	135.3	135.0	125.7	124.6	120.2	123.6	122.9	123.2	125.9
17,5°	125.2	133.8	146.2	149.9	143.5	145.5	139.9	154.3	143.6	142.8	140.7	140.4	145.7
20,0°	144.4	146.2	153.6	152.6	161.2	158.2	151.1	146.7	150.2	152.3	152.9	161.5	170.3
22,5°	168.5	170.6	171.1	165.8	162.4	158.1	163.3	161.8	162.1	160.6	160.2	166.1	176.5
25,0°	170.7	176.5	179.1	186.6	187.3	185.5	179.6	171.8	180.5	182.5	179.1	174.5	195.8
27,5°	192.5	196.0	194.3	193.6	196.9	203.5	204.2	195.8	194.7	197.2	198.2	188.7	212.5
30,0°	199.0	211.2	214.4	214.8	211.5	214.7	214.6	216.6	218.9	221.3	218.6	208.8	232.5
32,5°	215.8	215.2	219.1	212.6	225.3	229.2	225.1	219.4	232.6	240.9	232.0	228.8	250.4
35,0°	234.2	240.3	237.4	226.7	240.9	253.0	260.5	249.9	253.9	273.5	265.8	249.2	271.9
37,5°	257.1	255.6	257.0	258.2	264.4	268.3	271.6	266.5	277.4	284.7	283.5	271.9	292.4
40,0°	273.9	269.0	272.8	266.2	281.2	294.8	311.3	287.2	284.3	310.0	299.4	289.1	313.1
42,5°	293.0	293.2	293.0	290.3	302.3	334.8	347.6	335.4	327.2	338.4	323.4	310.9	328.7
45,0°	300.7	293.7	312.6	312.6	330.1	348.0	351.2	351.9	350.2	373.8	364.8	330.5	342.9
47,5°	304.9	305.5	327.8	333.5	357.0	394.0	402.7	398.0	388.5	386.2	374.9	342.4	353.3
50,0°	319.7	332.4	365.4	387.4	396.2	445.1	459.2	440.8	409.7	398.8	379.6	346.9	346.3
52,5°	333.7	373.9	412.9	472.1	471.1	503.2	493.4	465.1	427.8	417.0	390.2	359.2	339.8
55,0°	340.1	401.4	433.4	524.3	546.6	558.1	568.0	499.5	466.3	422.9	382.1	355.5	318.1
57,5°	352.3	422.6	487.8	592.0	625.8	634.6	608.7	546.3	494.7	419.1	369.0	337.6	298.1
60,0°	339.5	428.3	522.2	638.3	706.5	684.9	636.6	573.2	512.6	418.3	352.5	309.4	269.1
62,5°	321.5	414.8	520.2	623.7	739.4	729.4	666.6	607.6	522.6	415.3	343.5	288.8	239.0
65,0°	290.8	370.7	512.6	640.6	730.2	744.3	684.7	603.6	506.0	414.2	330.2	273.1	212.9
67,5°	275.8	326.1	476.1	602.2	721.4	708.1	674.3	581.8	487.7	389.2	317.3	252.4	183.9
70,0°	277.7	345.3	463.7	594.3	653.9	644.8	620.5	528.4	432.2	355.1	287.7	225.7	160.5
72,5°	248.0	355.4	412.8	559.9	615.1	593.3	498.1	449.3	362.2	288.1	231.7	181.7	136.7
75,0°	176.5	283.3	367.2	480.9	500.3	476.0	369.4	326.4	242.7	188.6	182.0	159.8	126.6
77,5°	110.9	173.9	246.2	322.1	334.3	269.5	213.8	181.0	152.7	129.7	140.9	130.8	113.8
80,0°	66.7	95.3	130.6	161.6	166.6	142.0	133.1	129.0	102.4	78.8	67.1	57.9	55.4
82,5°	39.8	49.4	58.2	69.9	79.4	61.2	80.1	91.0	70.4	44.8	25.7	22.2	15.7
85,0°	22.8	23.8	22.3	23.5	21.5	26.4	50.3	58.2	44.5	22.5	15.3	13.3	11.0
87,5°	17.2	15.9	15.2	15.3	15.5	17.7	23.6	24.1	17.2	12.4	11.3	10.3	9.6
90,0°	13.3	12.8	12.5	12.0	11.7	11.7	11.1	10.7	10.2	9.9	9.5	9.3	9.0
92,5°	12.2	12.1	11.9	11.7	11.3	11.0	10.6	10.2	9.9	9.6	9.3	9.0	8.8
95,0°	12.0	11.9	11.8	11.5	11.2	10.9	10.4	10.1	9.8	9.5	9.2	9.0	8.8
97,5°	12.0	11.8	11.7	11.3	11.1	10.7	10.4	10.1	9.7	9.5	9.1	9.0	8.8
100,0°	11.8	11.7	11.5	11.2	10.9	10.6	10.2	9.8	9.5	9.3	9.0	8.8	8.6
102,5°	11.7	11.5	11.3	11.1	10.7	10.4	10.1	9.7	9.5	9.2	9.0	8.8	8.6
105,0°	11.4	11.3	11.1	10.8	10.5	10.2	9.8	9.5	9.3	9.0	8.8	8.6	8.4
107,5°	11.1	10.9	10.7	10.5	10.1	9.9	9.5	9.3	9.0	8.9	8.6	8.4	8.4
110,0°	10.6	10.6	10.4	10.2	9.9	9.5	9.3	9.1	8.9	8.7	8.5	8.4	8.3
112,5°	10.3	10.2	10.1	9.9	9.5	9.3	9.1	8.9	8.7	8.5	8.4	8.3	8.1

Photometric test report

Family DL 11 iQ	Order number 5XA5565EW14HP00022	LP number 59404_163
Table of values for luminous intensities		Maximum luminous intensity
		sITeco

C-planes	65° 115°	70° 110°	75° 105°	80° 100°	85° 95°	90°	185° 355°	190° 350°	195° 345°	200° 340°	205° 335°	210° 330°	215° 325°
γ	Luminous intensity in cd/klm												
0,0°	4.1	4.1	4.1	4.1	4.1	4.1	4.1	4.1	4.1	4.1	4.1	4.1	4.1
2,5°	5.6	5.7	5.7	5.8	5.8	5.9	4.0	4.0	4.0	4.1	4.0	4.1	4.1
5,0°	17.6	17.1	17.0	16.9	16.2	16.2	6.3	5.9	5.5	5.1	4.9	4.9	4.9
7,5°	46.4	49.7	52.4	57.3	59.1	60.1	26.1	22.0	18.7	16.7	14.4	12.9	12.3
10,0°	75.3	75.2	74.3	74.7	73.0	74.5	72.6	76.8	77.4	71.4	61.9	53.7	47.6
12,5°	93.7	95.9	96.4	97.4	97.9	99.0	79.6	76.8	75.8	74.1	73.2	71.4	66.0
15,0°	131.7	135.6	137.3	139.4	136.9	137.8	106.9	93.1	88.3	79.2	78.1	75.9	68.2
17,5°	151.7	164.0	178.5	196.9	209.2	214.8	117.1	104.0	96.2	84.3	77.7	74.1	67.6
20,0°	186.4	196.9	212.9	224.9	228.3	230.5	136.8	123.8	111.1	92.6	80.3	69.6	58.0
22,5°	189.8	206.1	221.9	233.7	246.2	254.7	159.9	145.8	123.8	105.1	85.9	64.4	48.2
25,0°	209.6	221.1	237.4	262.0	269.4	269.2	164.2	146.4	127.6	104.6	88.7	62.7	43.9
27,5°	225.8	233.9	260.9	272.5	273.5	271.4	178.9	164.3	128.3	103.4	85.4	60.6	39.3
30,0°	246.9	251.4	275.5	284.2	279.6	280.4	181.9	166.5	137.9	116.3	86.5	55.4	34.6
32,5°	266.9	272.2	290.5	295.2	290.9	290.5	205.8	190.1	150.1	118.6	85.2	50.1	33.9
35,0°	285.5	290.8	308.2	313.6	310.2	311.5	213.7	196.0	155.6	119.3	82.8	50.1	33.2
37,5°	308.9	325.9	332.7	331.8	331.7	333.9	241.5	220.2	173.4	133.5	75.9	45.4	35.1
40,0°	327.5	348.2	342.0	342.6	344.9	356.9	262.0	225.1	166.3	124.6	73.5	44.0	37.6
42,5°	344.0	358.8	345.0	346.9	353.4	358.6	266.9	221.9	163.8	114.9	68.7	42.1	38.8
45,0°	353.9	358.1	344.5	353.9	357.7	357.2	287.1	233.8	167.5	107.7	61.2	45.9	43.0
47,5°	361.6	354.6	348.3	360.0	365.1	361.8	287.6	230.4	157.0	95.1	51.0	43.7	39.9
50,0°	358.8	346.2	345.1	356.9	364.7	364.5	291.9	230.5	148.8	83.9	42.0	39.4	35.4
52,5°	343.5	334.5	343.5	348.4	360.3	361.4	293.1	231.6	139.5	75.1	38.8	35.8	32.7
55,0°	314.0	315.8	328.5	338.9	351.6	359.4	301.5	242.5	137.6	73.4	43.8	37.1	33.1
57,5°	283.8	285.0	292.3	307.1	329.7	337.0	291.1	216.4	115.5	58.3	40.1	35.9	35.1
60,0°	249.5	253.8	233.4	259.6	290.8	297.1	282.1	189.8	98.6	51.3	38.2	34.1	34.1
62,5°	202.3	208.0	188.0	203.3	221.8	240.7	251.6	162.7	90.5	53.9	39.3	32.9	31.5
65,0°	164.9	158.9	133.3	149.3	156.6	155.7	212.5	140.1	87.8	57.3	39.3	33.6	31.6
67,5°	136.9	108.9	82.7	92.6	93.0	91.0	195.3	129.5	84.9	55.8	38.8	34.2	32.4
70,0°	115.2	81.2	45.7	41.6	45.4	50.0	189.3	128.1	81.5	49.4	37.3	33.9	32.9
72,5°	93.6	53.5	26.9	19.5	19.2	21.1	166.4	126.4	79.9	49.6	41.5	35.7	34.1
75,0°	75.2	25.6	17.1	13.3	12.7	12.5	125.1	94.2	70.8	46.3	43.7	37.7	33.8
77,5°	43.3	16.6	13.3	11.2	10.8	10.8	76.4	63.0	59.6	42.8	39.5	37.1	33.6
80,0°	17.9	12.5	11.0	10.3	10.1	10.0	57.2	54.4	48.1	38.9	35.6	35.9	32.0
82,5°	11.7	10.2	9.6	9.5	9.5	9.3	36.4	36.1	34.9	31.6	31.2	29.1	24.3
85,0°	10.0	9.2	9.0	9.0	9.0	9.0	22.4	24.2	26.5	28.0	26.8	24.4	20.9
87,5°	9.2	8.9	8.8	8.6	8.6	8.6	17.8	18.7	19.5	19.3	18.7	18.2	17.5
90,0°	8.8	8.6	8.5	8.4	8.3	8.3	13.1	12.9	12.7	12.5	12.4	12.2	12.0
92,5°	8.6	8.4	8.4	8.2	8.2	8.1	12.2	12.2	12.1	12.0	11.8	11.7	11.6
95,0°	8.6	8.4	8.3	8.2	8.1	8.1	12.1	12.1	11.9	11.8	11.7	11.5	11.3
97,5°	8.6	8.4	8.3	8.2	8.1	8.1	11.9	11.9	11.9	11.7	11.5	11.5	11.3
100,0°	8.5	8.4	8.3	8.3	8.1	8.1	11.9	11.9	11.7	11.7	11.5	11.3	11.1
102,5°	8.4	8.3	8.3	8.1	8.1	8.1	11.7	11.7	11.6	11.4	11.2	11.1	11.0
105,0°	8.4	8.2	8.1	8.1	8.1	8.1	11.4	11.4	11.4	11.2	11.1	10.8	10.6
107,5°	8.3	8.1	8.1	8.1	8.0	8.1	11.1	11.1	11.0	10.9	10.6	10.5	10.2
110,0°	8.1	8.1	8.1	8.0	7.9	7.9	10.6	10.6	10.6	10.4	10.2	10.1	9.9
112,5°	8.1	8.0	7.9	7.9	7.9	7.9	10.3	10.3	10.1	10.1	9.9	9.6	9.4

Photometric test report

Family DL 11 iQ	Order number 5XA5565EW14HP00022	LP number 59404_163
Table of values for luminous intensities		Maximum luminous intensity
		siteco

C-planes	220° 320°	225° 315°	230° 310°	235° 305°	240° 300°	245° 295°	250° 290°	255° 285°	260° 280°	265° 275°	270°	Phi-zone	Total Phi-zone
γ	Luminous intensity in cd/klm											Luminous flux in lm/klm	
0,0°	4.1	4.1	4.1	4.1	4.1	4.1	4.1	4.1	4.1	4.1	4.1	0.0	0.0
2,5°	4.2	4.2	4.4	4.6	4.9	5.0	4.8	4.7	4.7	4.7	4.7	0.1	0.1
5,0°	4.9	4.9	5.0	5.1	5.1	5.2	5.0	5.2	5.2	5.2	5.2	0.2	0.3
7,5°	11.8	12.0	11.7	11.5	11.1	10.8	10.5	9.6	9.0	8.6	8.4	1.0	1.3
10,0°	44.0	41.8	39.4	37.7	35.9	34.5	32.7	31.8	32.3	32.3	31.6	2.7	4.0
12,5°	56.8	48.2	42.6	37.7	36.7	38.5	41.2	44.1	50.7	55.4	56.6	4.6	8.5
15,0°	63.3	64.1	65.6	64.0	51.7	41.0	39.0	41.8	45.1	46.4	46.6	6.9	15.4
17,5°	61.1	58.0	56.1	57.0	54.1	45.1	39.2	42.6	41.2	38.3	37.8	9.1	24.6
20,0°	48.6	46.7	46.7	45.7	44.2	38.6	32.9	38.6	39.6	39.7	39.5	11.1	35.7
22,5°	39.9	38.3	37.4	36.0	34.5	31.5	25.9	30.3	33.1	34.2	35.3	13.0	48.7
25,0°	37.3	33.5	32.2	30.9	29.5	27.0	24.7	24.2	26.1	26.1	25.8	15.2	64.0
27,5°	34.6	31.2	29.6	28.4	26.3	23.9	22.4	19.8	21.3	20.5	19.8	17.6	81.5
30,0°	31.8	29.6	28.0	26.9	24.7	22.0	20.4	17.9	18.3	17.2	16.0	20.2	101.7
32,5°	31.6	29.7	27.5	25.5	22.9	20.2	18.6	17.0	16.4	15.5	14.2	22.8	124.5
35,0°	31.3	29.0	26.3	24.3	21.8	19.3	17.7	16.3	15.5	14.4	13.3	26.2	150.7
37,5°	31.5	28.1	25.4	23.1	21.1	18.8	17.1	15.9	15.0	14.0	12.8	29.9	180.6
40,0°	34.4	29.8	25.5	22.8	21.2	18.8	17.2	15.7	14.9	13.9	12.5	33.2	213.8
42,5°	35.7	30.2	25.8	23.5	21.1	19.7	17.7	16.0	15.0	13.8	12.5	37.0	250.8
45,0°	36.2	29.9	26.4	25.3	23.8	22.4	21.5	18.4	16.0	14.2	12.5	40.4	291.1
47,5°	34.9	29.4	28.3	29.3	28.8	27.2	25.4	23.6	23.1	19.2	17.7	43.9	335.1
50,0°	31.2	28.5	29.0	30.3	31.7	30.8	30.2	29.9	29.3	29.6	32.9	47.7	382.7
52,5°	30.1	27.5	27.7	29.6	31.8	32.1	31.9	34.8	36.4	31.2	28.4	51.6	434.3
55,0°	30.4	28.5	28.3	31.3	35.0	36.1	32.5	31.4	30.8	28.5	27.4	55.1	489.5
57,5°	33.3	31.6	31.0	32.1	33.5	34.5	33.6	32.6	31.2	29.1	28.0	57.7	547.2
60,0°	32.6	30.8	30.9	32.5	34.5	35.0	34.1	32.3	30.1	28.6	27.7	58.6	605.8
62,5°	30.5	28.4	29.1	29.7	30.7	31.2	30.3	29.6	27.4	25.9	25.3	57.7	663.5
65,0°	30.5	29.6	28.9	28.5	27.5	26.4	25.5	24.9	23.5	23.0	23.1	55.5	719.0
67,5°	32.1	30.7	29.5	28.0	24.2	22.3	21.9	21.8	20.6	20.1	20.3	52.0	771.0
70,0°	33.4	30.7	29.1	26.5	21.2	19.2	18.7	18.8	18.1	17.7	17.2	48.2	819.2
72,5°	33.3	31.0	29.6	24.0	18.7	16.4	16.7	16.6	16.0	15.2	14.7	42.9	862.1
75,0°	32.4	29.8	27.3	21.0	18.2	14.6	15.9	16.3	15.8	14.8	14.4	34.5	896.7
77,5°	29.9	28.2	24.3	19.8	18.2	14.3	15.4	16.7	16.6	15.9	15.2	23.6	920.3
80,0°	26.6	23.9	19.8	16.6	15.1	13.3	13.8	15.1	15.5	14.9	14.4	14.5	934.8
82,5°	22.5	19.5	17.2	15.1	14.0	12.8	12.4	12.7	12.2	11.0	10.3	8.6	943.4
85,0°	17.3	15.7	15.1	13.9	12.9	11.4	11.3	11.1	10.6	9.8	9.3	5.4	948.8
87,5°	15.2	13.6	13.7	14.0	12.2	11.0	10.8	10.6	10.1	9.3	8.8	3.9	952.7
90,0°	11.8	11.7	11.6	11.6	11.1	10.6	10.5	10.3	9.8	9.0	8.4	3.0	955.7
92,5°	11.4	11.2	11.1	10.9	10.7	10.6	10.4	10.2	9.7	8.8	8.3	2.9	958.5
95,0°	11.2	11.1	11.0	10.8	10.7	10.5	10.3	10.2	9.6	8.7	8.3	2.8	961.4
97,5°	11.1	11.0	10.9	10.7	10.6	10.4	10.2	10.1	9.5	8.5	8.1	2.8	964.2
100,0°	11.0	10.9	10.8	10.6	10.4	10.3	10.1	9.9	9.4	8.4	7.8	2.7	966.9
102,5°	10.8	10.6	10.5	10.3	10.1	10.0	9.7	9.5	9.0	8.0	7.6	2.7	969.6
105,0°	10.5	10.3	10.1	9.9	9.7	9.5	9.2	9.0	8.5	7.7	7.1	2.6	972.1
107,5°	10.1	9.9	9.6	9.4	9.2	9.0	8.7	8.5	8.0	7.2	6.8	2.5	974.6
110,0°	9.6	9.4	9.2	9.0	8.7	8.4	8.2	8.0	7.6	6.8	6.4	2.3	976.9
112,5°	9.2	9.0	8.7	8.5	8.3	7.9	7.7	7.5	7.1	6.4	6.1	2.2	979.2

Photometric test report

Family DL 11 iQ	Order number 5XA5565EW14HP00022	LP number 59404_163
Table of values for luminous intensities		Maximum luminous intensity
		siteco

C-planes	0° 180°	5° 175°	10° 170°	15° 165°	20° 160°	25° 155°	30° 150°	35° 145°	40° 140°	45° 135°	50° 130°	55° 125°	60° 120°
γ	Luminous intensity in cd/klm												
115,0°	9.9	9.8	9.7	9.5	9.3	9.0	8.8	8.6	8.5	8.4	8.3	8.1	8.1
117,5°	9.3	9.3	9.2	9.0	8.9	8.7	8.5	8.4	8.3	8.2	8.1	7.9	7.9
120,0°	8.9	8.9	8.7	8.6	8.4	8.4	8.3	8.1	8.1	7.9	7.9	7.9	7.8
122,5°	8.4	8.4	8.3	8.2	8.1	8.0	7.9	7.9	7.8	7.8	7.8	7.6	7.6
125,0°	7.9	7.9	7.9	7.9	7.8	7.7	7.6	7.6	7.6	7.6	7.6	7.4	7.4
127,5°	7.5	7.5	7.5	7.5	7.4	7.4	7.4	7.3	7.3	7.3	7.3	7.3	7.3
130,0°	7.2	7.2	7.2	7.2	7.2	7.1	7.1	7.1	7.1	7.1	7.1	7.1	7.1
132,5°	6.8	6.8	6.8	6.8	6.8	6.8	6.8	6.8	6.9	6.9	6.9	6.9	6.9
135,0°	6.3	6.4	6.5	6.5	6.5	6.5	6.5	6.6	6.6	6.6	6.6	6.6	6.6
137,5°	6.0	6.1	6.2	6.2	6.2	6.2	6.2	6.2	6.3	6.4	6.4	6.4	6.4
140,0°	5.7	5.7	5.7	5.8	5.8	5.9	5.9	6.0	6.1	6.1	6.1	6.1	6.1
142,5°	5.3	5.5	5.5	5.5	5.6	5.7	5.7	5.7	5.7	5.8	5.9	5.9	5.9
145,0°	5.1	5.2	5.2	5.3	5.3	5.3	5.5	5.5	5.6	5.6	5.6	5.6	5.6
147,5°	4.7	4.8	4.8	5.0	5.0	5.0	5.2	5.2	5.2	5.3	5.3	5.3	5.4
150,0°	4.2	4.3	4.4	4.5	4.5	4.6	4.6	4.7	4.7	4.8	4.8	4.9	4.9
152,5°	3.5	3.6	3.7	3.8	3.8	4.0	4.0	4.0	4.1	4.1	4.1	4.2	4.2
155,0°	2.9	2.9	2.9	3.0	3.0	3.1	3.2	3.3	3.3	3.3	3.3	3.4	3.4
157,5°	2.1	2.2	2.2	2.2	2.3	2.3	2.3	2.3	2.4	2.4	2.4	2.4	2.4
160,0°	1.6	1.6	1.6	1.6	1.6	1.6	1.6	1.6	1.6	1.6	1.6	1.7	1.7
162,5°	1.4	1.4	1.4	1.4	1.4	1.4	1.4	1.4	1.4	1.4	1.4	1.4	1.4
165,0°	1.3	1.3	1.3	1.3	1.2	1.3	1.3	1.2	1.2	1.2	1.2	1.2	1.3
167,5°	1.2	1.2	1.3	1.3	1.3	1.4	1.2	1.2	1.2	1.2	1.2	1.3	1.3
170,0°	1.2	1.1	1.1	1.1	1.1	1.1	1.2	1.1	1.2	1.2	1.2	1.2	1.1
172,5°	0.0	0.0	0.0	0.0	0.0	0.0	0.0	0.0	0.0	0.0	0.0	0.0	0.0
175,0°	0.0	0.0	0.0	0.0	0.0	0.0	0.0	0.0	0.0	0.0	0.0	0.0	0.0
177,5°	0.0	0.0	0.0	0.0	0.0	0.0	0.0	0.0	0.0	0.0	0.0	0.0	0.0
180,0°	0.0	0.0	0.0	0.0	0.0	0.0	0.0	0.0	0.0	0.0	0.0	0.0	0.0

Photometric test report

Family DL 11 iQ	Order number 5XA5565EW14HP00022	LP number 59404_163
Table of values for luminous intensities		Maximum luminous intensity
		siteco

C-planes	65° 115°	70° 110°	75° 105°	80° 100°	85° 95°	90°	185° 355°	190° 350°	195° 345°	200° 340°	205° 335°	210° 330°	215° 325°
γ	Luminous intensity in cd/klm												
115,0°	8.0	7.9	7.9	7.9	7.8	7.9	10.0	9.8	9.8	9.7	9.5	9.2	9.0
117,5°	7.9	7.8	7.8	7.8	7.8	7.8	9.3	9.3	9.3	9.2	9.0	8.9	8.7
120,0°	7.8	7.8	7.8	7.7	7.7	7.8	8.9	8.8	8.7	8.6	8.4	8.3	8.1
122,5°	7.6	7.6	7.6	7.6	7.6	7.6	8.4	8.3	8.2	8.1	7.9	7.8	7.6
125,0°	7.4	7.4	7.4	7.4	7.4	7.4	7.9	7.9	7.9	7.6	7.5	7.3	7.2
127,5°	7.3	7.3	7.3	7.3	7.3	7.3	7.5	7.5	7.3	7.3	7.1	6.9	6.8
130,0°	7.1	7.1	7.1	7.1	7.1	7.1	7.2	7.0	7.0	6.8	6.7	6.6	6.4
132,5°	6.9	6.9	6.9	6.9	6.9	6.9	6.7	6.7	6.5	6.4	6.2	6.2	6.0
135,0°	6.7	6.6	6.6	6.6	6.6	6.6	6.3	6.2	6.1	6.0	5.8	5.7	5.6
137,5°	6.4	6.4	6.4	6.4	6.4	6.4	6.0	5.8	5.7	5.7	5.5	5.3	5.2
140,0°	6.2	6.2	6.2	6.2	6.2	6.2	5.6	5.5	5.3	5.3	5.2	5.0	5.0
142,5°	5.9	5.9	5.9	5.9	5.9	5.9	5.3	5.2	5.2	5.0	4.8	4.8	4.6
145,0°	5.7	5.7	5.7	5.7	5.7	5.7	5.0	4.8	4.8	4.6	4.6	4.5	4.5
147,5°	5.4	5.4	5.4	5.4	5.4	5.4	4.6	4.5	4.5	4.3	4.3	4.1	4.1
150,0°	4.9	4.9	5.0	5.0	5.1	5.1	4.1	4.0	4.0	3.8	3.8	3.6	3.6
152,5°	4.2	4.2	4.2	4.3	4.3	4.4	3.5	3.4	3.3	3.2	3.1	3.1	3.0
155,0°	3.5	3.5	3.5	3.5	3.5	3.5	2.8	2.7	2.6	2.6	2.5	2.4	2.4
157,5°	2.4	2.4	2.5	2.5	2.4	2.5	2.1	2.0	2.0	1.9	1.9	1.9	1.9
160,0°	1.7	1.7	1.7	1.7	1.7	1.7	1.6	1.6	1.6	1.6	1.5	1.5	1.5
162,5°	1.4	1.4	1.4	1.4	1.4	1.4	1.4	1.4	1.4	1.4	1.4	1.4	1.4
165,0°	1.3	1.4	1.4	1.4	1.4	1.4	1.4	1.3	1.4	1.4	1.4	1.4	1.4
167,5°	1.3	1.4	1.3	1.3	1.2	1.2	1.2	1.2	1.2	1.3	1.2	1.3	1.3
170,0°	1.2	1.2	1.2	1.2	1.2	1.2	1.2	1.2	1.2	1.2	1.2	1.2	1.2
172,5°	0.0	0.0	0.0	0.0	0.0	0.0	0.0	0.0	0.0	0.0	0.0	0.0	0.0
175,0°	0.0	0.0	0.0	0.0	0.0	0.0	0.0	0.0	0.0	0.0	0.0	0.0	0.0
177,5°	0.0	0.0	0.0	0.0	0.0	0.0	0.0	0.0	0.0	0.0	0.0	0.0	0.0
180,0°	0.0	0.0	0.0	0.0	0.0	0.0	0.0	0.0	0.0	0.0	0.0	0.0	0.0

Photometric test report

Family DL 11 iQ	Order number 5XA5565EW14HP00022	LP number 59404_163
Table of values for luminous intensities		Maximum luminous intensity
		sITeco

C-planes	220° 320°	225° 315°	230° 310°	235° 305°	240° 300°	245° 295°	250° 290°	255° 285°	260° 280°	265° 275°	270°	Phi-zone	Total Phi-zone
γ	Luminous intensity in cd/klm											Luminous flux in lm/klm	
115,0°	8.9	8.6	8.4	8.1	7.9	7.6	7.3	7.2	6.8	6.2	5.7	2.1	981.3
117,5°	8.4	8.2	8.0	7.7	7.4	7.2	7.0	6.8	6.4	5.8	5.6	2.0	983.3
120,0°	8.0	7.8	7.6	7.4	7.1	6.8	6.7	6.4	6.1	5.6	5.2	1.9	985.1
122,5°	7.4	7.3	7.1	6.9	6.6	6.5	6.2	6.0	5.7	5.3	4.9	1.7	986.8
125,0°	6.9	6.8	6.6	6.4	6.2	6.0	5.8	5.6	5.3	5.1	4.7	1.6	988.4
127,5°	6.6	6.4	6.2	6.0	5.8	5.7	5.4	5.2	5.0	4.8	4.6	1.5	989.9
130,0°	6.2	6.0	5.9	5.7	5.5	5.3	5.1	5.0	4.8	4.6	4.4	1.4	991.3
132,5°	5.8	5.7	5.5	5.3	5.2	5.0	4.8	4.6	4.5	4.3	4.1	1.3	992.6
135,0°	5.4	5.3	5.2	5.0	4.8	4.6	4.5	4.3	4.2	4.1	3.9	1.1	993.7
137,5°	5.1	5.0	4.8	4.6	4.5	4.4	4.2	4.1	3.9	3.9	3.7	1.0	994.8
140,0°	4.8	4.6	4.6	4.4	4.2	4.1	4.0	3.9	3.7	3.7	3.5	0.9	995.7
142,5°	4.6	4.5	4.3	4.2	4.1	4.1	3.9	3.7	3.6	3.6	3.5	0.9	996.5
145,0°	4.3	4.2	4.1	4.1	4.0	3.9	3.7	3.5	3.5	3.5	3.5	0.8	997.3
147,5°	4.0	3.9	3.8	3.7	3.6	3.5	3.4	3.3	3.3	3.2	3.2	0.7	998.0
150,0°	3.5	3.4	3.3	3.3	3.1	3.0	2.9	2.9	2.8	2.8	2.7	0.6	998.5
152,5°	3.0	2.8	2.8	2.8	2.6	2.5	2.4	2.4	2.4	2.3	2.4	0.4	999.0
155,0°	2.4	2.3	2.3	2.2	2.1	2.1	2.0	2.0	1.9	1.9	1.9	0.3	999.3
157,5°	1.9	1.8	1.8	1.8	1.8	1.7	1.7	1.7	1.7	1.5	1.7	0.2	999.5
160,0°	1.5	1.5	1.5	1.5	1.5	1.5	1.4	1.4	1.4	1.4	1.4	0.1	999.7
162,5°	1.4	1.4	1.4	1.4	1.4	1.4	1.4	1.4	1.4	1.4	1.4	0.1	999.8
165,0°	1.4	1.4	1.4	1.4	1.4	1.4	1.4	1.4	1.4	1.2	1.4	0.1	999.9
167,5°	1.4	1.4	1.4	1.5	1.4	1.4	1.4	1.3	1.4	1.2	1.4	0.1	999.9
170,0°	1.2	1.2	1.2	1.2	1.2	1.2	1.2	1.2	1.2	1.2	1.2	0.1	1000.0
172,5°	0.0	0.0	0.0	0.0	0.0	0.0	0.0	0.0	0.0	0.0	0.0	0.0	1000.0
175,0°	0.0	0.0	0.0	0.0	0.0	0.0	0.0	0.0	0.0	0.0	0.0	0.0	1000.0
177,5°	0.0	0.0	0.0	0.0	0.0	0.0	0.0	0.0	0.0	0.0	0.0	0.0	1000.0
180,0°	0.0	0.0	0.0	0.0	0.0	0.0	0.0	0.0	0.0	0.0	0.0	0.0	1000.0

Photometric test report

Family DL 11 iQ	Order number 5XA5565EW14HP00022	LP number 59404_163
---------------------------	---	-------------------------------

Dimming levels table	environmental temperature: 25°C	siteco
-----------------------------	---------------------------------	---------------

Luminous flux %	Dimming level linear	Dimming level logarithmic	Luminous flux [lm]	Power consumption [W]	Power consumption [W]	Power consumption [W]
				start of lifetime	end of lifetime	average
100	254	254	4790	33.5	36.0	34.8
95	241	252	4545	31.3	33.5	32.4
90	229	250	4319	29.3	31.3	30.3
85	216	248	4073	27.3	29.2	28.2
80	203	246	3828	25.4	27.1	26.2
75	190	243	3583	23.4	25.0	24.2
70	178	241	3357	21.7	23.2	22.4
65	165	238	3112	20.0	21.3	20.6
60	152	235	2866	18.2	19.4	18.8
55	140	232	2640	16.7	17.7	17.2
50	127	229	2395	15.0	16.0	15.5
45	114	225	2150	13.4	14.3	13.8
40	102	221	1924	12.0	12.7	12.4
35	89	216	1678	10.4	11.1	10.8
30	76	210	1433	8.9	9.4	9.2
25	63	203	1188	7.5	7.9	7.7
20	51	195	962	6.2	6.6	6.4
15	38	184	717	4.8	5.0	4.9
11	28	173	528	3.8	3.9	3.8