
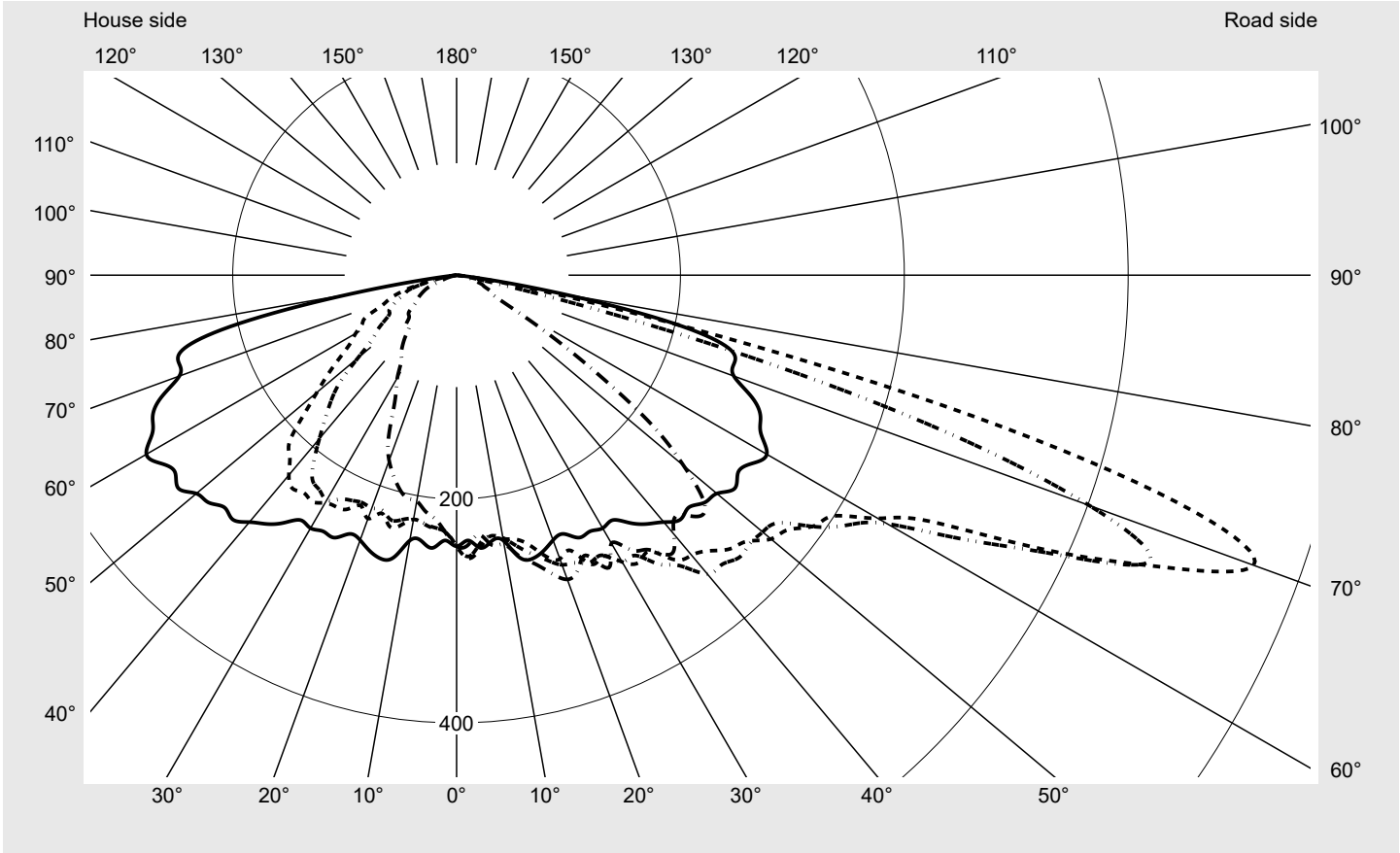


# Photometric test report

<b>Family</b> <b>Streetlight 31 maxi</b>	<b>Order number: 5XH4D31S08SA</b> <b>EAN: 4069025102676</b>	<b>LP number</b> <b>59076_2554</b>
	<b>Version</b> post-top or side-entry mounting, Smart Interface up <b>Optic</b> asymmetric, wide distribution (ST1.0a) <b>Cover</b> toughened safety glass <b>Lamps</b> LED 3000 K   CRI ≥ 70 <b>Controlgear</b> ECG SITECO - Smart Interface <b>Rated values</b> Net luminous flux = 28310 lm Power consumption = 211.4 W Luminous efficacy = 133.9 lm/W	<b>serial documentation</b> <b>27.05.2024</b>



**Luminous intensity in cd/klm** C180-0 C205-25 C210-30 C270-90 **Imax: 758 cd/klm**



Luminaire output ratios	
Eta	100.0%
Eta 0° - 90°	100.0%
Eta 90° - 180°	0.0%
Measurement conditions	
DIN EN 13032 and DIN 5032	

Luminous intensity class acc. to EN13201-2	
Class:	G3
Imax 70°	757.8
Imax 80°	95.1
Imax 90°	0.0
Imax >90°	0.0
Imax >95°	0.0

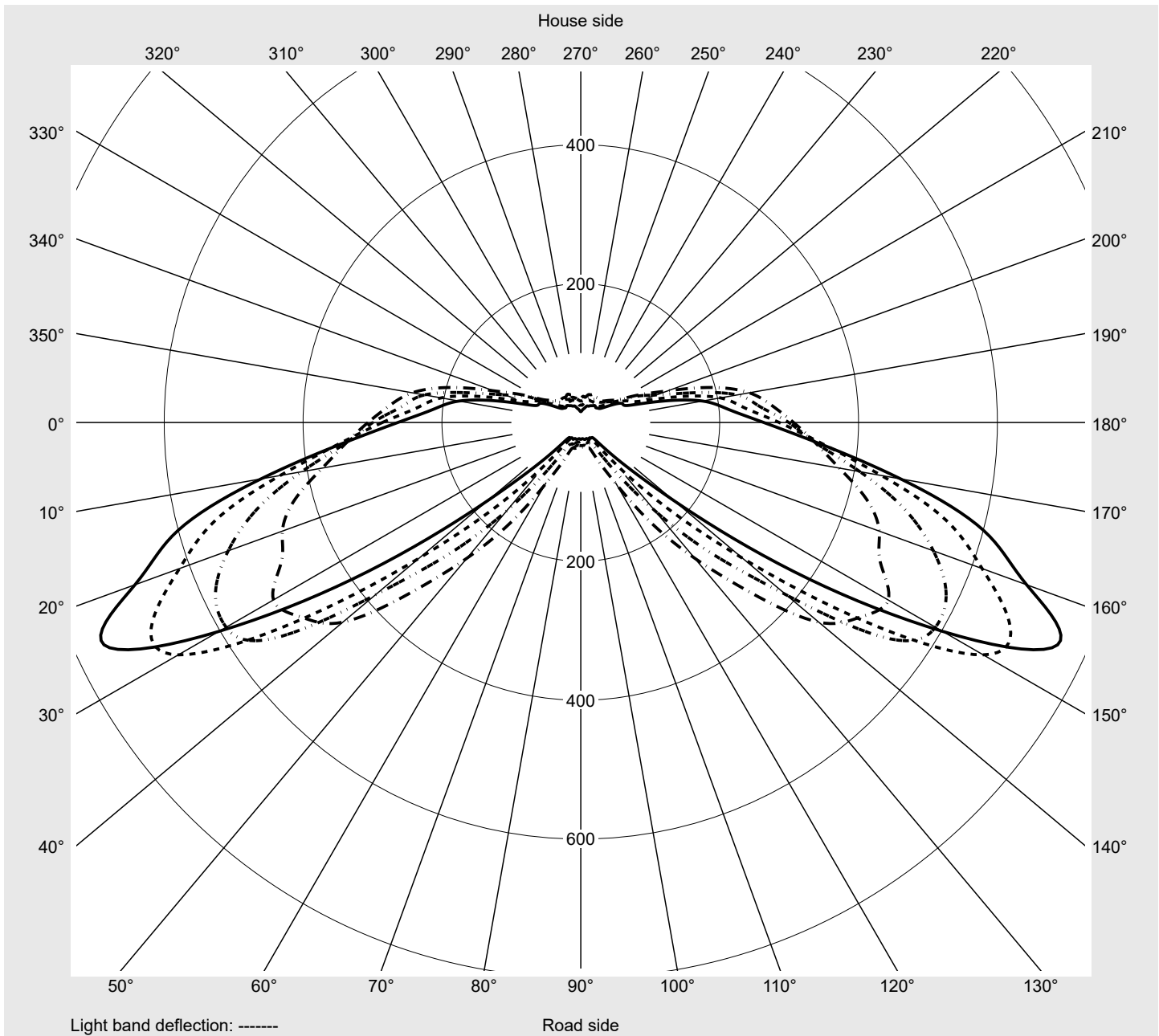
# Photometric test report

<b>Family</b> <b>Streetlight 31 maxi</b>	<b>Order number: 5XH4D31S08SA</b> <b>EAN: 4069025102676</b>	<b>LP number</b> <b>59076_2554</b>
---	--	---------------------------------------

Envelope curve in cd/klm

KMK 70°
KMK 67.5°
KMK 65°
KMK 62.5°

**siteco**



## Photometric test report

<b>Family</b> Streetlight 31 maxi	<b>Order number: 5XH4D31S08SA</b> <b>EAN: 4069025102676</b>	<b>LP number</b> 59076_2554
--------------------------------------	--	--------------------------------



### Table of values for luminous intensities Maximum luminous intensity

C-planes	0° 180°	5° 175°	10° 170°	15° 165°	20° 160°	25° 155°	30° 150°	35° 145°	40° 140°	45° 135°	50° 130°	55° 125°	60° 120°
$\gamma$	Luminous intensity in cd/klm												
0,0°	242.2	242.2	242.2	242.2	242.2	242.2	242.2	242.2	242.2	242.2	242.2	242.2	242.2
2,5°	237.2	240.2	243.6	247.1	250.1	253.3	251.5	253.0	253.9	252.9	249.2	247.7	247.6
5,0°	244.6	247.2	246.5	245.5	245.0	244.3	240.5	238.5	236.3	236.3	235.1	233.7	233.4
7,5°	239.7	245.1	248.3	244.6	238.3	235.0	234.8	231.4	230.3	234.8	234.3	239.5	238.7
10,0°	240.7	249.2	251.4	243.9	239.9	238.9	238.4	242.1	240.6	240.8	243.3	249.6	251.2
12,5°	258.0	251.3	242.2	234.8	236.0	241.7	247.8	251.1	250.2	252.7	253.4	256.8	257.4
15,0°	262.2	249.0	244.4	246.5	247.0	249.2	257.5	261.4	264.2	266.4	265.5	261.6	261.2
17,5°	258.3	251.3	248.4	253.2	259.5	262.9	266.6	264.1	266.6	271.6	270.9	268.4	275.4
20,0°	251.9	249.8	249.6	255.8	262.8	269.8	275.4	276.2	274.3	273.3	279.4	281.1	281.7
22,5°	250.2	252.4	255.0	266.6	270.7	266.2	278.1	280.2	283.2	284.7	277.3	280.4	284.0
25,0°	258.8	258.1	263.4	267.5	275.0	285.0	283.0	287.9	292.3	291.9	288.1	291.2	291.4
27,5°	258.1	259.3	264.2	271.8	275.5	283.2	282.1	292.3	297.8	295.7	295.0	295.6	295.2
30,0°	261.0	264.7	278.4	274.8	287.8	295.8	295.6	301.4	307.5	307.5	302.4	301.2	298.5
32,5°	259.5	271.5	275.0	285.5	290.4	303.8	296.9	312.8	318.7	323.5	314.1	299.9	297.4
35,0°	270.2	277.9	282.4	285.4	294.7	301.1	315.2	320.4	320.7	320.8	310.6	315.9	307.3
37,5°	280.1	288.9	291.9	300.1	302.5	320.5	327.1	330.1	327.2	324.3	312.1	312.9	322.0
40,0°	288.0	294.9	294.8	301.0	311.0	326.6	348.4	339.0	340.9	323.5	314.9	336.9	331.0
42,5°	296.1	297.5	298.1	316.3	327.4	334.0	350.7	340.8	336.4	326.9	332.4	337.9	345.0
45,0°	293.4	307.2	308.2	316.1	329.3	345.7	356.8	343.0	340.7	351.3	353.6	361.0	358.7
47,5°	300.6	307.3	314.8	328.8	344.9	352.0	355.2	354.7	351.0	370.6	372.7	358.6	351.6
50,0°	303.5	304.1	310.6	329.1	357.1	366.7	357.0	357.9	374.0	384.7	373.8	352.0	342.3
52,5°	313.1	308.3	311.4	326.1	362.1	373.6	363.6	377.1	396.3	399.9	374.1	343.5	326.4
55,0°	307.1	316.8	324.7	337.2	363.3	390.4	392.0	402.7	402.8	386.8	366.3	344.1	310.0
57,5°	313.1	325.8	337.5	353.8	370.6	400.3	415.2	426.0	418.2	382.6	371.0	318.2	258.7
60,0°	320.0	336.4	356.7	382.3	399.2	434.6	444.2	455.3	436.4	397.2	321.8	253.6	192.9
62,5°	306.5	339.5	378.1	425.8	457.4	476.0	511.2	489.6	447.5	347.0	255.1	175.8	103.5
65,0°	299.6	340.0	408.3	483.0	540.4	580.6	589.8	543.1	386.3	266.9	165.4	84.9	43.0
67,5°	285.8	348.9	439.6	545.0	615.1	681.0	669.3	499.2	304.3	169.4	77.8	34.0	31.0
70,0°	263.6	344.2	467.8	600.6	683.4	757.8	601.6	373.8	175.0	76.2	32.7	27.1	25.4
72,5°	260.2	352.1	495.4	595.6	690.0	674.7	438.4	194.3	80.1	34.9	24.8	22.8	22.3
75,0°	251.4	355.3	453.9	502.5	563.4	449.7	222.3	65.9	33.6	23.0	18.2	18.2	18.1
77,5°	197.9	250.8	269.9	280.6	272.8	192.3	58.2	20.2	16.5	16.7	17.0	14.7	13.0
80,0°	95.1	86.3	83.1	87.4	87.1	61.8	14.5	10.9	9.9	10.1	14.8	9.2	8.4
82,5°	19.9	14.9	10.6	15.6	24.6	15.4	6.7	8.0	5.4	4.5	5.7	4.8	5.3
85,0°	1.2	1.1	1.6	1.3	1.6	1.7	1.9	2.0	2.1	1.8	1.8	1.6	1.8
87,5°	0.3	0.3	0.4	0.4	0.4	0.4	0.4	0.5	0.5	0.4	0.4	0.5	0.5
90,0°	0.0	0.0	0.0	0.0	0.0	0.0	0.0	0.0	0.0	0.0	0.0	0.0	0.0

## Photometric test report

<b>Family</b> Streetlight 31 maxi	<b>Order number: 5XH4D31S08SA</b> <b>EAN: 4069025102676</b>	<b>LP number</b> 59076_2554
--------------------------------------	--	--------------------------------



### Table of values for luminous intensities Maximum luminous intensity

C-planes	65° 115°	70° 110°	75° 105°	80° 100°	85° 95°	90°	185° 355°	190° 350°	195° 345°	200° 340°	205° 335°	210° 330°	215° 325°
$\gamma$	Luminous intensity in cd/klm												
0,0°	242.2	242.2	242.2	242.2	242.2	242.2	242.2	242.2	242.2	242.2	242.2	242.2	242.2
2,5°	246.5	245.6	245.8	243.2	241.6	241.0	237.5	234.9	231.4	229.7	229.1	229.7	228.7
5,0°	231.5	228.9	230.8	232.5	234.2	232.7	235.6	233.9	229.2	227.3	227.0	226.3	224.2
7,5°	238.9	237.7	239.2	239.1	238.8	243.3	233.9	231.9	226.6	222.4	224.0	223.5	219.5
10,0°	251.1	250.4	247.0	246.6	242.9	244.2	232.6	230.0	230.1	225.8	221.6	221.1	218.9
12,5°	255.3	254.8	254.6	255.0	256.4	256.8	251.6	236.9	233.3	228.9	228.6	223.7	220.7
15,0°	261.0	263.4	264.6	269.2	266.7	266.5	251.8	236.5	234.4	231.8	232.1	226.4	214.7
17,5°	273.5	269.8	271.0	269.3	274.0	278.7	254.8	236.7	230.6	229.6	223.0	220.4	211.5
20,0°	277.0	273.8	278.5	273.5	277.4	289.2	253.6	246.1	236.7	232.5	231.4	221.3	218.5
22,5°	283.3	280.0	281.4	274.0	278.9	284.1	258.2	245.1	237.3	231.5	223.1	220.1	214.1
25,0°	291.6	289.2	282.7	284.9	281.8	276.4	256.1	253.5	245.1	231.6	230.7	222.1	220.2
27,5°	291.0	297.1	284.7	284.4	283.7	294.6	253.8	262.2	247.2	243.6	233.3	225.6	220.2
30,0°	299.4	285.0	290.4	287.0	284.1	276.6	260.1	262.3	252.5	242.6	235.0	232.1	216.3
32,5°	303.1	294.9	292.6	291.3	291.6	291.4	267.1	268.3	257.6	249.2	239.9	227.8	207.5
35,0°	305.6	303.8	309.8	304.1	309.8	299.5	265.1	272.9	264.3	257.9	237.6	224.2	192.7
37,5°	327.6	321.4	316.6	327.0	311.9	314.4	267.5	273.9	266.0	253.1	240.5	209.6	171.7
40,0°	335.6	329.6	322.7	314.6	317.2	302.1	280.5	272.5	268.4	257.7	233.1	190.7	159.6
42,5°	344.1	323.1	317.5	312.8	305.5	291.3	285.6	276.8	274.2	255.0	220.5	173.7	147.1
45,0°	334.8	321.1	311.8	310.6	303.9	304.9	290.4	275.0	272.0	249.5	211.3	158.5	132.3
47,5°	329.8	320.9	301.3	306.7	283.3	299.9	289.6	280.3	276.9	239.7	185.9	140.8	119.7
50,0°	322.5	303.3	286.7	277.3	266.1	264.8	299.6	279.3	263.2	226.2	163.0	115.2	100.4
52,5°	304.5	279.5	254.9	243.3	227.8	220.6	304.6	284.5	261.5	202.5	144.2	95.6	87.7
55,0°	271.9	232.3	195.4	182.8	167.1	154.6	302.4	281.2	248.9	189.5	126.0	87.0	82.7
57,5°	205.3	164.9	136.9	107.6	100.1	94.8	295.7	276.1	229.0	169.2	112.1	76.9	69.4
60,0°	135.3	91.2	69.1	54.0	51.1	48.0	295.6	255.4	206.1	148.6	104.2	69.2	64.4
62,5°	63.8	41.6	38.3	37.4	35.9	35.9	276.8	246.4	194.9	133.5	95.3	67.9	56.0
65,0°	34.8	33.0	36.1	33.5	33.3	33.3	259.4	228.7	165.0	116.1	89.9	62.4	52.0
67,5°	28.3	30.3	30.4	29.0	28.2	27.1	237.7	204.2	142.9	89.0	74.0	56.7	44.9
70,0°	26.6	24.6	25.1	24.3	23.4	24.3	214.1	178.1	117.5	71.7	65.1	49.6	35.8
72,5°	20.9	22.8	22.1	20.1	20.0	18.5	199.3	149.2	98.9	60.6	55.2	45.6	31.0
75,0°	18.0	17.9	18.1	15.7	15.1	15.9	176.2	102.0	69.4	40.3	40.9	34.6	28.7
77,5°	14.2	13.9	12.6	12.2	11.3	11.2	100.8	18.4	18.7	26.1	24.0	21.5	20.6
80,0°	9.5	8.9	8.4	8.0	6.9	6.7	38.7	5.8	7.9	14.6	11.5	12.5	10.7
82,5°	4.7	5.0	4.6	3.8	3.5	3.5	7.8	3.4	3.6	6.4	5.1	4.4	4.3
85,0°	2.1	1.9	1.8	1.5	1.1	1.5	1.2	1.1	1.1	1.1	1.1	1.1	0.9
87,5°	0.4	0.4	0.4	0.3	0.3	0.7	0.3	0.2	0.3	0.3	0.2	0.2	0.1
90,0°	0.0	0.0	0.0	0.0	0.0	0.0	0.0	0.0	0.0	0.0	0.0	0.0	0.0

## Photometric test report

<b>Family</b> <b>Streetlight 31 maxi</b>	<b>Order number: 5XH4D31S08SA</b> <b>EAN: 4069025102676</b>	<b>LP number</b> <b>59076_2554</b>
<b>Table of values for luminous intensities</b>		<b>Maximum luminous intensity</b>
		<b>siteco</b>

C-planes	220° 320°	225° 315°	230° 310°	235° 305°	240° 300°	245° 295°	250° 290°	255° 285°	260° 280°	265° 275°	270°	Phi-zone	Total Phi-zone
$\gamma$	Luminous intensity in cd/klm											Luminous flux in lm/klm	
0,0°	242.2	242.2	242.2	242.2	242.2	242.2	242.2	242.2	242.2	242.2	242.2	0.4	0.4
2,5°	228.8	228.3	228.5	228.0	228.0	228.7	228.7	231.0	230.4	231.6	230.0	2.9	3.2
5,0°	224.8	225.1	221.3	223.3	220.3	219.6	217.9	216.2	216.4	215.3	218.6	5.5	8.7
7,5°	220.9	217.1	216.6	214.6	211.5	209.0	207.0	206.4	212.3	211.0	212.9	8.2	16.9
10,0°	212.8	212.3	211.5	209.7	207.2	204.3	201.1	201.2	202.8	204.7	205.0	10.9	27.9
12,5°	217.1	216.0	210.6	208.5	204.9	207.1	208.1	204.9	204.6	202.9	203.9	13.9	41.8
15,0°	211.1	211.6	209.7	208.3	208.4	199.1	197.1	199.6	201.2	197.7	197.5	16.9	58.7
17,5°	211.3	207.4	206.9	203.8	201.8	202.0	195.0	187.2	191.9	191.4	187.7	19.7	78.4
20,0°	213.6	205.7	202.9	195.4	190.5	187.5	184.4	179.4	172.2	171.5	176.2	22.5	100.9
22,5°	212.9	210.7	194.4	186.3	177.3	171.4	168.7	164.9	160.5	160.6	159.6	25.0	125.9
25,0°	207.0	196.3	186.3	173.2	173.2	166.6	162.4	151.7	148.3	140.9	134.3	27.8	153.7
27,5°	205.7	183.9	171.4	164.0	160.4	151.4	145.5	135.8	126.3	118.7	117.1	30.1	183.8
30,0°	186.6	174.1	167.0	162.4	148.6	139.7	122.7	116.4	109.9	107.3	105.9	32.6	216.3
32,5°	175.3	165.5	162.0	143.4	132.8	123.0	112.7	104.0	100.1	96.4	92.3	35.0	251.3
35,0°	168.9	162.9	151.7	132.5	123.6	110.4	102.5	95.4	88.8	88.3	86.2	37.5	288.8
37,5°	154.1	150.9	143.5	124.9	111.8	100.4	94.1	85.8	82.5	77.7	79.4	40.1	328.9
40,0°	146.7	143.1	129.9	114.4	102.6	93.9	81.3	76.5	72.4	72.8	70.8	42.4	371.3
42,5°	142.1	129.9	121.4	103.1	90.1	80.9	72.5	69.7	70.3	66.8	63.1	44.2	415.5
45,0°	124.3	119.9	105.6	93.4	78.6	73.7	68.4	68.6	64.0	63.1	64.5	46.2	461.7
47,5°	112.2	105.5	95.1	80.2	69.5	67.1	63.7	61.0	61.9	62.9	58.3	47.7	509.4
50,0°	97.1	86.2	81.0	69.9	65.2	62.2	59.9	57.5	58.2	56.9	55.7	48.2	557.6
52,5°	81.4	76.9	71.9	64.5	61.2	57.0	55.7	54.0	52.9	51.0	53.4	48.5	606.2
55,0°	72.4	66.4	64.2	58.5	55.6	52.3	52.1	49.6	48.4	46.8	46.3	47.9	654.0
57,5°	63.8	60.2	56.0	51.2	50.2	51.5	48.3	47.3	44.5	43.7	41.9	46.4	700.4
60,0°	52.9	50.5	50.6	46.0	48.1	46.5	47.5	42.4	40.8	41.6	38.9	44.7	745.2
62,5°	49.0	44.0	43.6	43.5	43.0	44.9	42.5	41.4	36.9	37.8	35.1	43.7	788.8
65,0°	46.0	41.2	39.4	40.3	38.3	37.3	38.4	37.2	34.9	32.2	31.0	43.4	832.2
67,5°	36.6	34.3	35.2	34.3	34.4	34.1	34.2	31.5	29.4	25.2	25.2	42.6	874.8
70,0°	32.1	30.4	31.6	29.6	27.9	26.0	25.2	21.7	19.5	17.0	15.7	39.8	914.6
72,5°	26.7	27.4	25.8	25.7	21.0	20.1	16.5	13.8	12.3	12.4	11.0	35.2	949.9
75,0°	21.8	21.8	21.8	20.0	15.4	14.0	12.0	9.0	7.9	7.7	7.0	27.3	977.2
77,5°	15.9	14.8	13.6	12.0	9.9	8.9	7.1	5.2	3.1	2.1	2.4	15.0	992.2
80,0°	7.8	7.4	6.6	6.1	5.8	5.3	3.8	2.4	1.3	0.7	1.0	5.8	998.0
82,5°	3.2	2.6	2.4	3.5	2.9	2.3	1.6	0.9	0.4	0.3	0.2	1.7	999.6
85,0°	0.8	0.6	0.6	0.5	0.4	0.4	0.3	0.2	0.1	0.0	0.1	0.3	999.9
87,5°	0.1	0.1	0.1	0.0	0.0	0.0	0.0	0.0	0.0	0.0	0.0	0.1	1000.0
90,0°	0.0	0.0	0.0	0.0	0.0	0.0	0.0	0.0	0.0	0.0	0.0	0.0	1000.0

## Photometric test report

<b>Family</b> Streetlight 31 maxi	<b>Order number: 5XH4D31S08SA</b> <b>EAN: 4069025102676</b>	<b>LP number</b> 59076_2554
--------------------------------------	--	--------------------------------

<b>Dimming levels table</b>	environmental temperature: 25°C	<b>siteco</b>
-----------------------------	---------------------------------	---------------

Luminous flux %	Dimming level linear	Dimming level logarithmic	Luminous flux [lm]	Power consumption [W] start of lifetime	Power consumption [W] end of lifetime	Power consumption [W] average
100	254	254	28310	211.4	238.0	224.7
95	237	251	26926	196.0	220.9	208.4
90	220	249	25463	180.9	203.8	192.4
85	204	246	24020	166.8	187.8	177.3
80	189	243	22607	153.8	173.0	163.4
75	175	240	21241	141.8	159.3	150.6
70	161	237	19827	130.1	146.0	138.0
65	147	234	18362	118.5	132.8	125.6
60	134	231	16963	108.0	120.6	114.3
55	121	227	15518	97.6	108.9	103.2
50	109	223	14146	88.1	98.1	93.1
45	97	219	12740	78.7	87.6	83.2
40	85	214	11303	69.5	77.1	73.3
35	74	209	9950	61.2	67.8	64.5
30	62	202	8444	52.1	57.6	54.8
25	51	195	7034	43.8	48.3	46.0
20	41	187	5724	36.1	39.8	38.0
15	30	176	4257	27.6	30.3	29.0
12	23	166	3306	21.9	24.1	23.0

<b>Dimming levels table</b>	environmental temperature: 5°C
-----------------------------	--------------------------------

Luminous flux %	Dimming level linear	Dimming level logarithmic	Luminous flux [lm]	Power consumption [W] start of lifetime	Power consumption [W] end of lifetime	Power consumption [W] average
100	254	254	29370	213.6	240.4	227.0
95	237	251	27862	198.2	223.1	210.6
90	222	249	26472	184.7	208.0	196.4
85	206	246	24941	170.6	191.9	181.2
80	192	244	23544	158.3	178.0	168.2
75	177	241	22009	145.3	163.2	154.2
70	163	238	20532	133.4	149.6	141.5
65	150	235	19120	122.5	137.1	129.8
60	137	231	17673	111.8	125.0	118.4
55	124	228	16183	101.2	113.0	107.1
50	111	224	14656	90.9	101.2	96.1
45	99	219	13212	81.4	90.5	86.0
40	87	215	11741	72.1	79.9	76.0
35	75	209	10234	62.8	69.6	66.2
30	64	204	8830	54.4	60.1	57.2
25	53	197	7398	45.9	50.7	48.3
20	42	188	5932	37.5	41.2	39.4
15	31	177	4444	28.8	31.7	30.2
11	23	166	3345	22.3	24.5	23.4

## Photometric test report

<b>Family</b> Streetlight 31 maxi	<b>Order number: 5XH4D31S08SA</b> <b>EAN: 4069025102676</b>	<b>LP number</b> 59076_2554
--------------------------------------	--	--------------------------------

<b>Dimming levels table</b>	environmental temperature: 15°C	<b>siteco</b>
-----------------------------	---------------------------------	---------------

Luminous flux %	Dimming level linear	Dimming level logarithmic	Luminous flux [lm]	Power consumption [W]	Power consumption [W]	Power consumption [W]
				start of lifetime	end of lifetime	average
100	254	254	28880	212.5	239.1	225.8
95	237	251	27431	197.1	222.0	209.6
90	221	249	25998	182.8	205.9	194.4
85	205	246	24508	168.7	189.9	179.3
80	191	244	23149	156.5	176.0	166.2
75	176	241	21649	143.5	161.2	152.4
70	162	238	20200	131.7	147.8	139.8
65	149	234	18813	120.9	135.4	128.2
60	135	231	17281	109.5	122.3	115.9
55	123	227	15923	99.7	111.4	105.6
50	110	223	14414	89.5	99.6	94.6
45	98	219	12989	80.1	89.0	84.6
40	86	214	11532	70.8	78.6	74.7
35	75	209	10165	62.3	69.1	65.7
30	63	203	8644	53.2	58.9	56.0
25	52	196	7222	44.9	49.4	47.2
20	41	187	5767	36.4	40.1	38.2
15	30	176	4287	27.8	30.5	29.2
12	23	166	3329	22.1	24.3	23.2

**Photometric test report**

<b>Family</b> Streetlight 31 maxi	<b>Order number: 5XH4D31S08SA</b> <b>EAN: 4069025102676</b>	<b>LP number</b> <b>59076_2554</b>
--------------------------------------	--	---------------------------------------

<b>Luminousfluxs table</b>	<b>sITeco</b>
----------------------------	---------------

Temperature °C	Luminous flux lm	Power consumption W
25.0	28310.0	211.4
5.0	29370.0	213.6
15.0	28880.0	212.5