
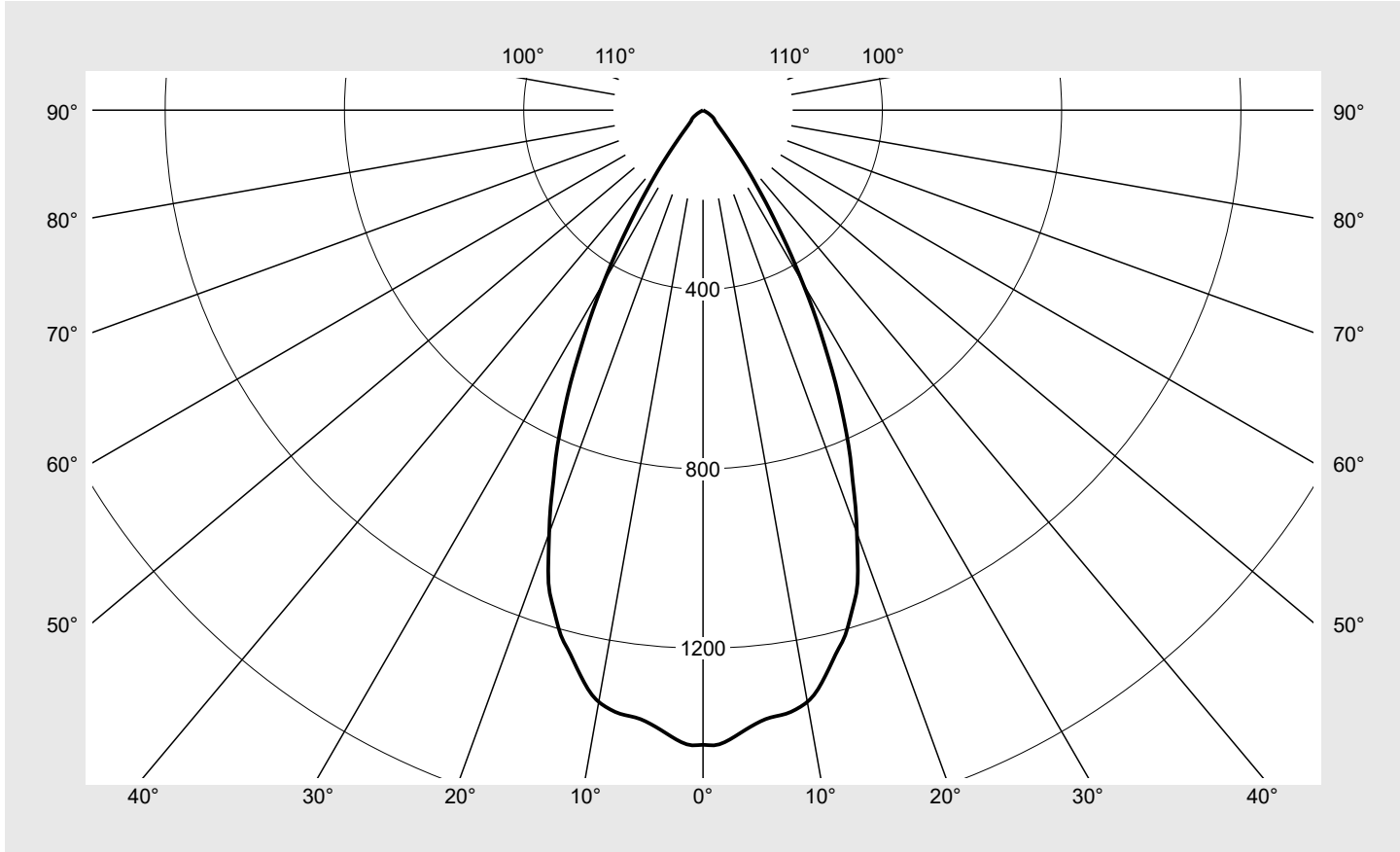


Photometric test report

Family Lunis 21	Order number: 51DB17EC91C EAN: 4058352047798	LP number 59573_38
	Version recessed luminaire, Combined lens and reflector optics, reflector, black, rotationally symmetrical medium distribution, adjustable color temperature: 3000K 4000K 6500K, UGR≤19 (L65≤3000cd/m²)	serial documentation 11.04.2024
	Lamps LED 4000 K CRI ≥ 80	
	Controlgear ECG Multilumen	
	Setting factory setting: DIP-Step=4, colour temperature 4000K	
Rated values Net luminous flux = 1540 lm Power consumption = 11.1 W Luminous efficacy = 138.7 lm/W		

Luminous intensity in cd/klm C180-0 **Imax: 1417 cd/klm**



Classifications	
DIN 5040	A 7 0
CIE	N1=95 N2=100 N3=100 N4=100 N5=100

Luminaire light output ratios	
η_{LB}	100.0%
ϕ_u	100.0%
ϕ_o	0.0%

Measurement conditions
 DIN EN 13032 and DIN 5032

Photometric test report

Family Lunis 21	Order number: 51DB17EC91C EAN: 4058352047798	LP number 59573_38
Table of values for luminous intensities		Maximum luminous intensity
siteco		

C-planes	0°	Phi-zone	Total Phi-zone
γ	Luminous intensity in cd/klm		Luminous flux in lm/klm
0°	1415.3	0.3	0.3
1°	1416.8	2.7	3.1
2°	1409.9	5.4	8.4
3°	1397.4	8.0	16.5
4°	1384.1	10.6	27.1
5°	1372.7	13.1	40.2
6°	1364.4	15.6	55.8
7°	1361.0	18.2	74.0
8°	1358.1	20.7	94.7
9°	1350.7	23.2	117.9
10°	1340.1	25.5	143.4
11°	1322.2	27.7	171.1
12°	1296.4	29.6	200.6
13°	1268.5	31.3	231.9
14°	1241.6	32.9	264.9
15°	1217.8	34.6	299.4
16°	1184.9	35.8	335.3
17°	1150.7	36.9	372.1
18°	1114.5	37.8	409.9
19°	1059.7	37.8	447.7
20°	1003.6	37.6	485.4
21°	949.8	37.3	522.7
22°	891.3	36.6	559.3
23°	840.7	36.0	595.4
24°	785.1	35.0	630.4
25°	728.0	33.7	664.1
26°	670.9	32.3	696.4
27°	609.9	30.4	726.7
28°	554.4	28.5	755.3
29°	500.5	26.6	781.9
30°	444.1	24.4	806.2
31°	393.2	22.2	828.4
32°	344.6	20.0	848.5
33°	297.9	17.8	866.2
34°	258.6	15.9	882.1
35°	219.9	13.8	895.9
36°	188.6	12.2	908.1
37°	159.9	10.6	918.7
38°	133.0	9.0	927.6
39°	111.0	7.7	935.3
40°	92.3	6.5	941.8
41°	78.5	5.6	947.4
42°	67.1	4.9	952.4
43°	57.6	4.3	956.7
44°	50.8	3.9	960.5
45°	45.3	3.5	964.1
46°	41.3	3.3	967.3

C-planes	0°	Phi-zone	Total Phi-zone
γ	Luminous intensity in cd/klm		Luminous flux in lm/klm
47°	38.2	3.1	970.4
48°	35.6	2.9	973.3
49°	34.3	2.8	976.1
50°	33.5	2.8	978.9
51°	32.0	2.7	981.7
52°	30.5	2.6	984.3
53°	28.9	2.5	986.8
54°	26.7	2.4	989.2
55°	24.2	2.2	991.4
56°	20.9	1.9	993.3
57°	18.3	1.7	994.9
58°	16.1	1.5	996.4
59°	13.5	1.3	997.7
60°	9.6	0.9	998.6
61°	6.6	0.6	999.2
62°	4.1	0.4	999.7
63°	2.1	0.2	999.9
64°	0.7	0.1	999.9
65°	0.3	0.0	1000.0
66°	0.3	0.0	1000.0
67°	0.0	0.0	1000.0
68°	0.0	0.0	1000.0
69°	0.1	0.0	1000.0
70°	0.0	0.0	1000.0
71°	0.0	0.0	1000.0
72°	0.0	0.0	1000.0
73°	0.0	0.0	1000.0
74°	0.0	0.0	1000.0
75°	0.0	0.0	1000.0
76°	0.0	0.0	1000.0
77°	0.0	0.0	1000.0
78°	0.0	0.0	1000.0
79°	0.0	0.0	1000.0
80°	0.0	0.0	1000.0
81°	0.0	0.0	1000.0
82°	0.0	0.0	1000.0
83°	0.0	0.0	1000.0
84°	0.0	0.0	1000.0
85°	0.0	0.0	1000.0
86°	0.0	0.0	1000.0
87°	0.0	0.0	1000.0
88°	0.0	0.0	1000.0
89°	0.0	0.0	1000.0
90°	0.0	0.0	1000.0
91°	0.0	0.0	1000.0
180°	0.0	0.0	1000.0

Photometric test report

Family Lunis 21	Order number: 51DB17EC91C EAN: 4058352047798	LP number 59573_38
---------------------------	---	------------------------------

UGR-Table	Standard room	siteco
------------------	----------------------	---------------

Reflection factor of ceiling	0.7	0.7	0.5	0.5	0.3	0.7	0.7	0.5	0.5	0.3	
Reflection factor of walls	0.5	0.3	0.5	0.3	0.3	0.5	0.3	0.5	0.3	0.3	
Reflection factor of floor	0.2	0.2	0.2	0.2	0.2	0.2	0.2	0.2	0.2	0.2	
Room dimensions	View crosswise (C0)					View endwise (C90)					
x	y										
2H	2H	18.2	19.3	18.5	19.6	19.9	18.2	19.3	18.5	19.6	19.9
	3H	18.0	19.0	18.4	19.3	19.7	18.0	19.0	18.4	19.3	19.7
	4H	17.9	18.8	18.3	19.2	19.5	17.9	18.8	18.3	19.2	19.5
	6H	17.8	18.6	18.3	19.0	19.4	17.8	18.6	18.3	19.0	19.4
	8H	17.9	18.6	18.4	18.9	19.4	17.9	18.6	18.4	18.9	19.4
	12H	17.9	18.5	18.3	18.9	19.3	17.9	18.5	18.3	18.9	19.3
4H	2H	18.0	18.9	18.4	19.2	19.6	18.0	18.9	18.4	19.2	19.6
	3H	17.8	18.5	18.2	18.9	19.3	17.8	18.5	18.2	18.9	19.3
	4H	17.7	18.3	18.1	18.7	19.2	17.7	18.3	18.1	18.7	19.2
	6H	17.6	18.1	18.0	18.6	19.0	17.6	18.1	18.0	18.6	19.0
	8H	17.5	18.0	18.0	18.5	19.0	17.5	18.0	18.0	18.5	19.0
	12H	17.6	17.9	18.0	18.4	18.9	17.6	17.9	18.0	18.4	18.9
8H	4H	17.5	18.0	18.0	18.5	19.0	17.5	18.0	18.0	18.5	19.0
	6H	17.4	17.8	17.9	18.3	18.8	17.4	17.8	17.9	18.3	18.8
	8H	17.4	17.7	17.9	18.2	18.7	17.4	17.7	17.9	18.2	18.7
	12H	17.3	17.6	17.9	18.1	18.6	17.3	17.6	17.9	18.1	18.6
12H	4H	17.6	17.9	18.0	18.4	18.9	17.6	17.9	18.0	18.4	18.9
	6H	17.4	17.7	17.9	18.2	18.7	17.4	17.7	17.9	18.2	18.7
	8H	17.3	17.6	17.9	18.1	18.6	17.3	17.6	17.9	18.1	18.6

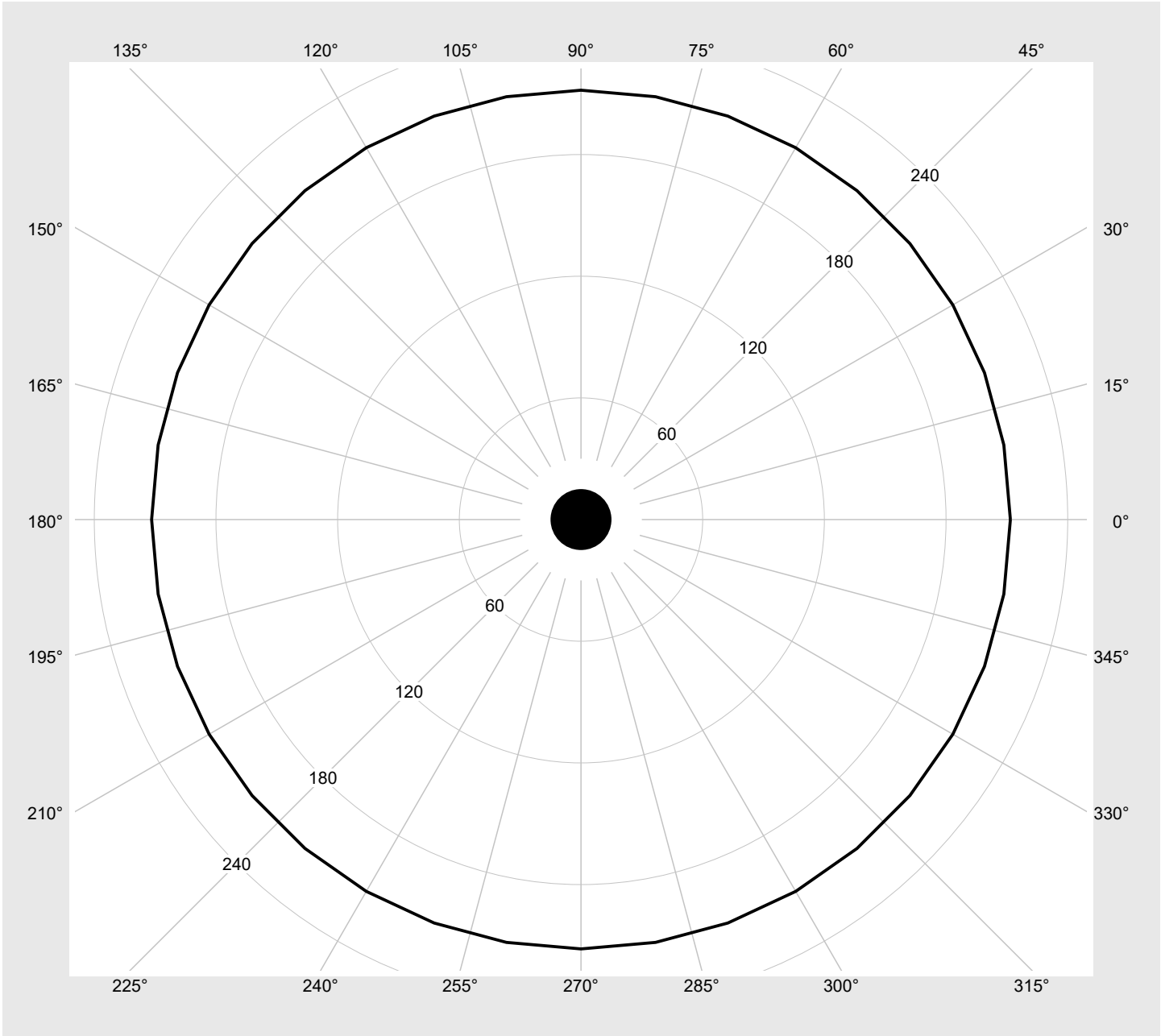
Luminance table	Max. for $\gamma \geq 65^\circ$	Photometric dimensions in mm: D = 84
------------------------	---	---

C-planes	0°
γ	Luminance in cd/m²
45°	17784.2
50°	14487.5
55°	11700.3
60°	5329.9
65°	211.7
70°	0.0
75°	0.0
80°	0.0
85°	0.0

Photometric test report

Family Lunis 21	Order number: 51DB17EC91C EAN: 4058352047798	LP number 59573_38
---------------------------	---	------------------------------

Luminance values in cd/m² γ 65° γ 70° γ 75° γ 80° γ 85°



Photometric test report

Family
Lunis 21

Order number: 51DB17EC91C
EAN: 4058352047798

LP number
59573_38

Multilumen Table

environmental temperature: 25°C

siteco

DIP-Step	Switch Setting				Luminous flux [lm]	Power consumption [W]
	1	2	3	4		
12	ON	ON	OFF	OFF	3340	25.5
11	ON	OFF	ON	ON	3090	23.5
10	ON	OFF	ON	OFF	2880	21.6
9	ON	OFF	OFF	ON	2710	20.1
8	ON	OFF	OFF	OFF	2540	18.8
7	OFF	ON	ON	ON	2230	16.5
6	OFF	ON	ON	OFF	2000	14.6
5	OFF	ON	OFF	ON	1780	12.9
4	OFF	ON	OFF	OFF	1540	11.1
3	OFF	OFF	ON	ON	1350	9.7
2	OFF	OFF	ON	OFF	1120	8.0
1	OFF	OFF	OFF	ON	850	6.1
0	OFF	OFF	OFF	OFF	620	4.4