

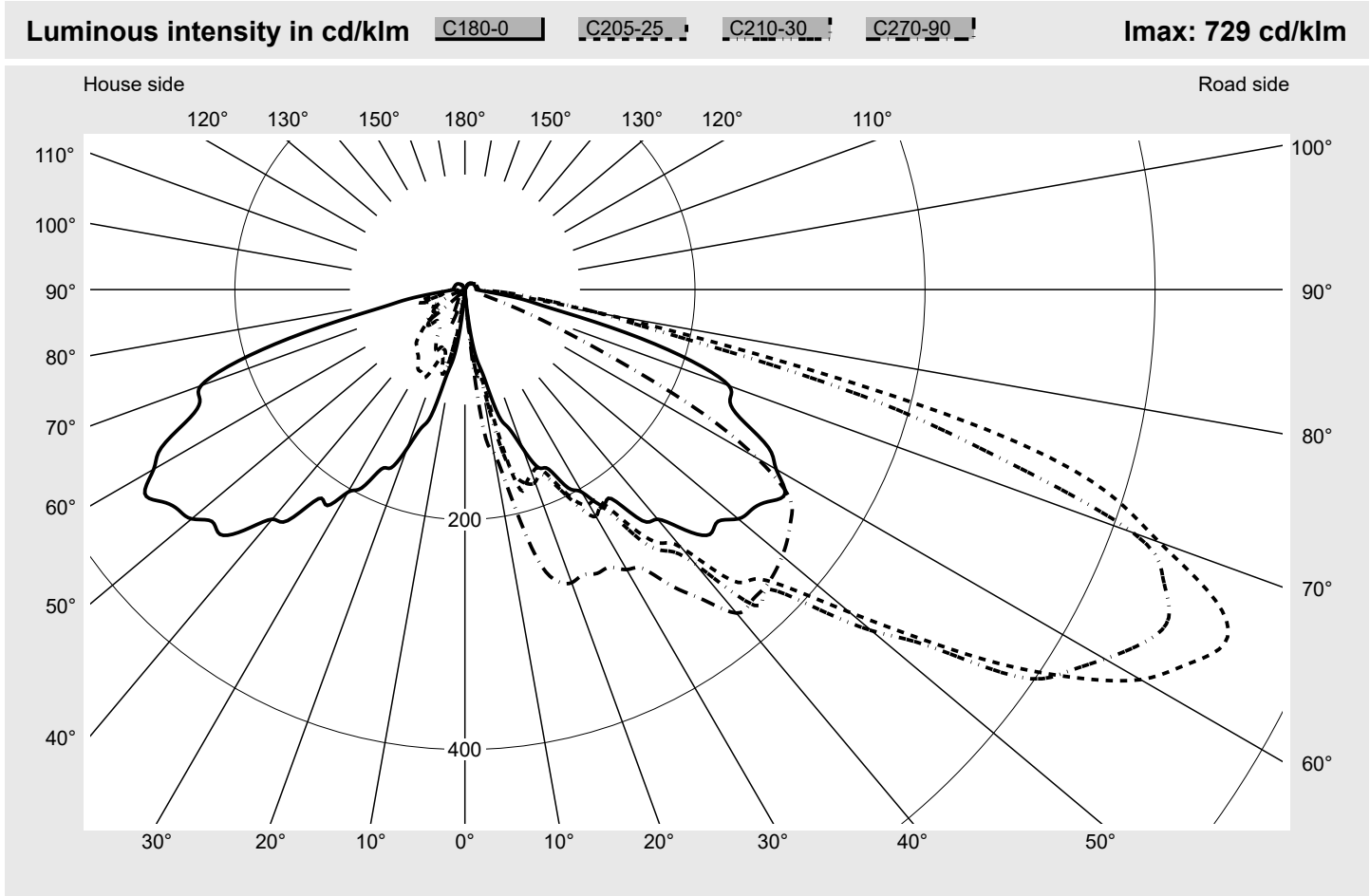


Photometric test report

Family DL 11 iQ	Order number 5XA5565EV14HP00022 + 5XA54000XBL	LP number 59425_78
	Version	post-top- or mounting to wall arm, shielding on building side, Smart Interface up
	Optic	asymmetric, wide distribution (ST1.2a)
	Cover	cover transparent, PMMA
	Lamps	LED 3000 K CRI ≥ 70
	Controlgear	EVG SITECO iQ - Smart Interface
Rated values	Net luminous flux = 4770 lm Power consumption = 33.5 W Luminous efficacy = 142.4 lm/W	
		serial documentation 18.03.2024
		



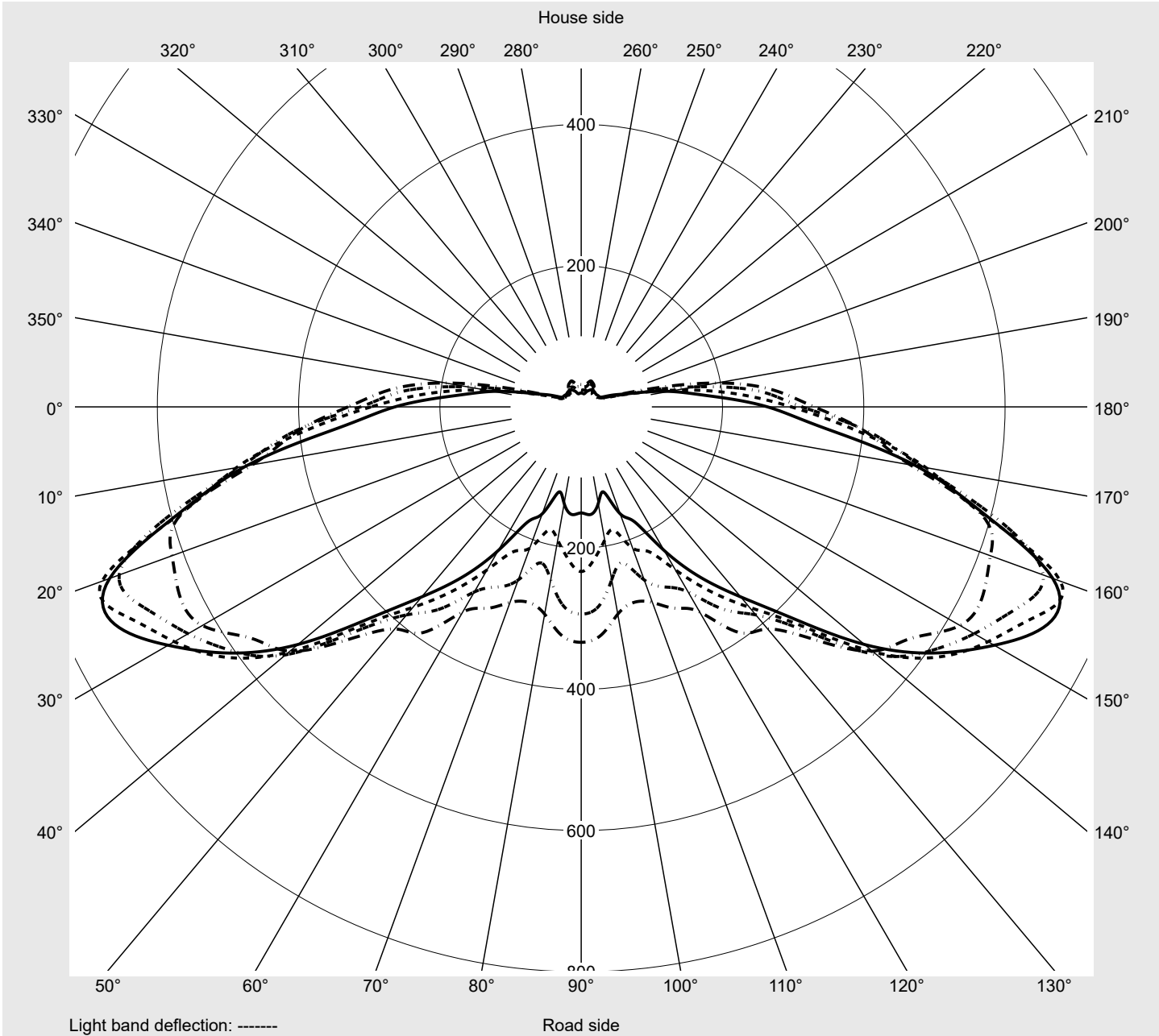
Luminaire output ratios	
Eta	100.0%
Eta 0° - 90°	95.9%
Eta 90° - 180°	4.1%
Measurement conditions	
DIN EN 13032 and DIN 5032	

Luminous intensity class acc. to EN13201-2	
Class:	G1
Imax 70°	642.6
Imax 80°	150.2
Imax 90°	11.9
Imax >90°	11.6
Imax >95°	11.6

Photometric test report

Family DL 11 iQ	Order number 5XA5565EV14HP00022 + 5XA54000XBL	LP number 59425_78
---------------------------	---	------------------------------

Envelope curve in cd/klm	KMK 65°	KMK 62,5°	KMK 60°	KMK 57,5°	siteco
---------------------------------	----------------	------------------	----------------	------------------	---------------



Photometric test report

Family DL 11 iQ	Order number 5XA5565EV14HP00022 + 5XA54000XBL	LP number 59425_78
Table of values for luminous intensities		Maximum luminous intensity
		siteco

C-planes	0° 180°	5° 175°	10° 170°	15° 165°	20° 160°	25° 155°	30° 150°	35° 145°	40° 140°	45° 135°	50° 130°	55° 125°	60° 120°
γ	Luminous intensity in cd/klm												
0,0°	4.1	4.1	4.1	4.1	4.1	4.1	4.1	4.1	4.1	4.1	4.1	4.1	4.1
2,5°	4.0	4.0	4.1	4.1	4.5	4.5	4.6	4.8	5.0	5.1	5.3	5.5	5.6
5,0°	8.6	9.9	11.2	13.1	14.9	17.0	19.5	21.8	24.1	25.8	26.6	27.0	27.8
7,5°	40.9	50.4	56.9	63.5	69.1	71.0	70.3	69.6	69.0	69.6	72.1	77.9	83.7
10,0°	63.8	63.2	65.2	69.3	74.1	74.4	74.6	79.4	89.6	99.9	112.0	123.2	130.7
12,5°	80.4	82.9	86.7	91.3	106.4	113.5	133.3	149.2	158.0	155.5	152.5	155.1	159.9
15,0°	113.6	119.1	133.3	145.2	161.9	175.8	167.2	172.3	177.3	176.5	175.0	178.0	184.4
17,5°	126.0	142.1	174.5	165.9	173.7	177.0	176.6	186.6	187.6	195.2	196.2	197.3	199.8
20,0°	147.0	152.0	165.7	165.4	171.4	170.4	178.3	177.5	178.1	187.1	192.2	197.0	204.8
22,5°	167.7	170.9	177.8	175.0	173.5	167.9	173.7	180.6	186.6	192.2	199.0	208.1	219.0
25,0°	172.3	171.9	185.2	193.4	190.7	184.4	188.6	195.8	200.3	206.9	214.5	222.3	237.2
27,5°	194.5	195.3	197.8	199.0	201.8	206.6	211.2	218.3	213.7	226.9	238.5	246.3	257.4
30,0°	203.4	209.6	215.0	208.9	214.2	215.5	227.8	243.0	248.4	250.7	264.0	275.7	285.5
32,5°	222.6	219.8	215.5	215.4	210.6	218.2	225.3	238.5	261.8	274.6	288.5	290.9	306.0
35,0°	222.0	231.6	239.2	240.2	231.4	251.4	265.5	281.2	297.4	314.6	320.4	323.4	331.0
37,5°	253.2	256.7	257.4	257.4	260.2	277.9	286.3	306.3	322.4	333.1	352.5	349.8	355.3
40,0°	260.7	261.3	269.4	268.8	270.3	292.8	311.3	335.9	343.0	364.5	370.7	377.4	389.2
42,5°	283.7	283.7	292.8	296.1	317.7	342.7	372.5	386.5	394.3	411.5	410.2	403.1	400.4
45,0°	301.0	298.4	310.3	307.8	319.2	355.9	369.5	402.4	419.3	435.3	442.1	421.6	419.6
47,5°	298.4	295.9	318.6	331.0	348.3	385.4	405.7	438.6	442.3	440.6	446.9	433.3	428.1
50,0°	310.1	326.3	356.8	383.4	382.6	436.5	461.3	473.2	457.0	447.6	443.9	427.4	417.6
52,5°	314.3	357.4	382.1	464.1	456.2	498.2	509.8	507.8	482.6	465.1	443.4	428.2	399.1
55,0°	321.5	386.0	413.2	520.7	542.2	567.0	587.2	541.4	521.5	470.9	433.8	415.3	360.1
57,5°	330.0	404.2	473.0	586.0	616.4	627.9	619.3	571.0	538.2	465.6	410.5	390.2	335.4
60,0°	312.4	409.5	489.9	608.0	696.0	678.3	642.4	602.6	546.3	448.4	384.6	349.7	302.7
62,5°	297.6	393.0	495.5	589.2	722.0	706.6	665.1	617.6	539.7	436.7	370.7	318.9	266.5
65,0°	263.8	345.9	481.5	593.0	710.4	728.6	675.2	607.8	523.5	423.4	351.3	294.9	234.9
67,5°	249.4	304.0	438.0	553.9	690.7	706.3	657.0	591.5	495.9	393.7	327.8	266.0	198.6
70,0°	244.1	320.5	436.3	547.3	631.2	642.6	618.3	523.8	437.2	354.9	294.2	233.9	170.0
72,5°	206.7	321.2	378.3	518.4	592.5	585.0	488.6	442.1	353.0	281.0	224.9	180.3	142.7
75,0°	144.9	254.2	323.7	447.9	476.0	468.2	359.4	314.6	224.8	185.2	174.8	160.4	131.0
77,5°	80.9	145.2	212.5	286.0	316.1	262.0	192.0	169.4	143.1	125.0	125.9	124.9	113.0
80,0°	54.6	73.6	106.5	132.7	150.2	124.5	120.1	129.3	99.2	70.3	53.4	46.3	53.1
82,5°	31.4	39.5	44.3	57.2	65.2	54.3	70.6	90.5	73.3	44.7	25.8	21.2	15.5
85,0°	17.7	19.2	17.5	17.4	16.4	21.7	43.5	52.9	39.0	23.5	16.5	14.4	12.7
87,5°	12.4	12.4	12.6	13.1	13.9	16.2	20.8	21.5	16.4	12.7	12.7	12.1	11.7
90,0°	9.9	10.4	10.8	11.1	11.4	11.6	11.6	11.6	11.6	11.4	11.6	11.4	11.4
92,5°	9.8	10.3	10.8	11.1	11.2	11.4	11.4	11.6	11.4	11.4	11.4	11.4	11.2
95,0°	9.8	10.1	10.4	10.8	11.1	11.4	11.4	11.4	11.4	11.4	11.4	11.2	11.2
97,5°	9.8	10.1	10.4	10.8	11.1	11.1	11.4	11.4	11.4	11.2	11.2	11.2	11.2
100,0°	9.8	9.9	10.3	10.6	10.9	11.1	11.1	11.1	11.2	11.2	11.2	11.1	11.2
102,5°	9.4	9.8	10.1	10.4	10.8	11.1	11.1	11.1	11.1	11.1	11.2	11.1	11.2
105,0°	9.4	9.8	9.9	10.3	10.8	10.8	11.1	11.1	11.1	11.1	10.9	10.9	10.9
107,5°	9.3	9.4	9.8	10.1	10.4	10.8	10.8	10.8	10.8	10.8	10.9	10.9	10.9
110,0°	9.3	9.4	9.6	9.8	10.3	10.4	10.6	10.8	10.8	10.8	10.6	10.6	10.6
112,5°	9.1	9.4	9.4	9.8	10.1	10.3	10.4	10.4	10.4	10.4	10.6	10.4	10.6

Photometric test report

Family DL 11 iQ	Order number 5XA5565EV14HP00022 + 5XA54000XBL	LP number 59425_78
Table of values for luminous intensities		Maximum luminous intensity
		siteco

C-planes	65° 115°	70° 110°	75° 105°	80° 100°	85° 95°	90°	185° 355°	190° 350°	195° 345°	200° 340°	205° 335°	210° 330°	215° 325°
γ	Luminous intensity in cd/klm												
0,0°	4.1	4.1	4.1	4.1	4.1	4.1	4.1	4.1	4.1	4.1	4.1	4.1	4.1
2,5°	5.6	5.8	6.0	6.3	6.3	6.3	4.0	4.0	4.0	3.8	3.8	4.0	4.0
5,0°	27.6	26.8	25.8	24.6	23.2	23.2	7.8	7.3	6.3	5.6	5.5	5.1	5.0
7,5°	93.8	102.9	110.2	112.8	120.4	120.4	38.0	27.1	21.3	14.1	10.9	7.3	6.0
10,0°	138.6	142.4	143.9	144.9	143.1	143.2	66.0	65.8	64.0	55.1	39.2	26.0	17.4
12,5°	169.0	176.5	184.8	188.7	185.7	183.6	75.1	71.9	69.8	66.2	64.7	65.3	58.1
15,0°	198.1	213.7	226.3	232.9	237.0	241.8	106.5	89.0	85.2	77.1	75.9	66.2	56.4
17,5°	209.9	223.1	240.0	254.4	263.5	265.6	111.0	93.5	82.9	70.1	63.7	56.6	50.0
20,0°	214.4	231.1	245.3	260.7	270.4	271.3	133.5	116.6	100.1	84.7	64.2	54.9	41.8
22,5°	221.5	229.1	245.3	259.5	262.3	268.6	154.8	139.6	117.3	101.9	76.6	54.3	35.6
25,0°	245.6	249.8	259.5	267.5	271.8	272.2	159.1	147.9	122.9	101.6	84.7	58.4	40.2
27,5°	265.0	271.9	276.2	276.2	274.4	272.2	174.7	158.8	134.8	101.6	81.4	54.6	33.7
30,0°	292.8	287.5	282.2	282.7	280.4	281.2	193.7	170.2	141.3	109.7	80.7	49.0	30.9
32,5°	307.8	305.3	294.2	292.6	287.5	287.8	205.8	184.3	148.0	110.0	76.1	41.4	28.6
35,0°	331.8	320.4	310.3	311.1	312.1	315.3	211.9	183.9	146.9	111.0	70.6	39.4	27.6
37,5°	357.9	359.1	344.4	337.3	336.9	339.7	242.3	207.2	165.1	121.4	68.1	38.0	29.3
40,0°	390.8	381.1	351.8	347.0	354.8	367.2	253.6	214.4	161.6	117.6	64.5	37.0	31.3
42,5°	406.2	388.0	355.3	359.6	366.7	368.2	262.5	216.8	163.4	110.3	62.5	36.9	33.9
45,0°	415.0	391.2	354.8	360.2	366.7	367.5	291.4	239.0	173.7	106.2	55.4	43.7	41.5
47,5°	419.8	379.1	355.6	361.1	366.9	364.9	286.5	223.1	151.7	90.1	48.1	43.0	37.4
50,0°	412.0	365.5	345.5	355.6	362.9	360.2	287.3	224.4	148.0	79.7	38.4	35.9	31.1
52,5°	387.5	351.1	336.3	344.2	353.3	354.0	287.8	222.1	131.0	65.8	34.1	31.3	27.8
55,0°	352.3	329.5	321.9	328.0	344.7	346.3	287.5	216.2	115.8	56.9	32.6	27.8	25.5
57,5°	314.8	294.7	286.8	298.1	324.3	333.4	273.2	195.0	95.6	42.8	30.3	27.3	26.3
60,0°	281.5	260.8	228.7	248.6	283.5	293.4	253.7	163.2	81.0	37.0	28.6	26.3	26.6
62,5°	226.1	213.0	180.9	191.5	215.8	233.2	217.2	137.0	71.1	43.7	31.9	27.3	27.0
65,0°	180.1	161.1	125.4	138.9	153.0	150.2	180.6	126.4	74.4	49.8	33.1	29.3	28.4
67,5°	145.9	111.5	76.7	86.5	92.3	89.3	174.8	115.6	71.6	46.0	33.7	30.6	31.1
70,0°	121.7	84.9	44.0	40.7	44.0	48.6	168.0	115.1	72.3	42.2	34.1	32.1	32.7
72,5°	98.4	53.8	27.8	21.5	20.8	22.8	150.3	105.9	66.5	41.4	37.9	35.2	26.5
75,0°	78.6	27.0	19.5	16.2	15.7	15.5	104.4	78.7	60.4	41.4	42.0	29.6	16.5
77,5°	46.3	18.9	15.4	14.1	13.9	14.2	61.4	54.1	50.9	38.0	32.9	20.5	14.7
80,0°	17.9	14.6	13.6	13.2	13.4	13.6	47.5	45.8	40.4	30.6	23.2	21.0	16.0
82,5°	13.7	12.9	12.7	12.7	12.9	12.9	30.4	29.8	28.1	21.2	19.5	16.5	13.4
85,0°	12.2	12.1	12.1	12.2	12.2	12.2	17.4	18.5	19.7	21.2	19.2	16.4	11.9
87,5°	11.7	11.7	11.7	11.9	11.9	12.2	12.6	13.6	14.9	15.1	14.1	12.7	11.1
90,0°	11.6	11.6	11.6	11.7	11.6	11.9	9.4	9.3	8.8	8.3	7.8	7.3	6.6
92,5°	11.4	11.4	11.6	11.6	11.6	11.6	9.4	9.1	8.6	8.1	7.8	7.1	6.5
95,0°	11.2	11.4	11.6	11.6	11.6	11.6	9.4	9.1	8.4	8.1	7.4	7.1	6.5
97,5°	11.2	11.2	11.6	11.6	11.6	11.6	9.4	9.1	8.4	8.1	7.4	7.1	6.5
100,0°	11.2	11.2	11.2	11.6	11.6	11.6	9.4	9.1	8.4	8.1	7.4	7.1	6.5
102,5°	11.2	11.2	11.2	11.4	11.6	11.6	9.1	8.8	8.4	8.1	7.4	7.1	6.5
105,0°	10.9	11.2	11.2	11.2	11.2	11.6	9.1	8.8	8.4	8.1	7.4	6.8	6.5
107,5°	10.9	10.9	11.2	11.2	11.2	11.2	9.1	8.8	8.4	7.8	7.4	6.8	6.5
110,0°	10.8	10.9	10.9	10.9	11.1	11.2	8.9	8.8	8.4	7.8	7.4	6.8	6.3
112,5°	10.6	10.6	10.8	10.9	10.9	10.9	8.8	8.8	8.4	7.8	7.4	6.8	6.3

Photometric test report

Family DL 11 iQ	Order number 5XA5565EV14HP00022 + 5XA54000XBL	LP number 59425_78
Table of values for luminous intensities		Maximum luminous intensity
		siteco

C-planes	220° 320°	225° 315°	230° 310°	235° 305°	240° 300°	245° 295°	250° 290°	255° 285°	260° 280°	265° 275°	270°	Phi-zone	Total Phi-zone
γ	Luminous intensity in cd/klm											Luminous flux in lm/klm	
0,0°	4.1	4.1	4.1	4.1	4.1	4.1	4.1	4.1	4.1	4.1	4.1	0.0	0.0
2,5°	4.1	4.5	4.6	5.0	5.3	5.3	4.6	4.6	4.3	4.1	4.3	0.1	0.1
5,0°	4.8	4.6	4.3	4.0	3.6	3.6	3.6	3.5	3.5	3.5	3.3	0.3	0.4
7,5°	5.0	4.6	4.6	4.6	4.5	4.5	4.1	4.0	3.8	3.8	3.6	1.6	2.0
10,0°	11.9	8.6	6.9	5.5	4.6	4.5	4.6	4.6	4.3	4.0	4.0	3.0	5.0
12,5°	42.2	26.0	15.9	7.9	4.6	4.3	4.6	4.8	4.6	4.5	4.3	5.3	10.3
15,0°	53.9	53.8	50.6	38.7	25.3	15.9	7.3	4.8	4.1	4.0	4.0	8.1	18.5
17,5°	43.2	38.0	35.6	35.2	34.2	32.4	29.3	20.8	11.6	7.6	6.6	10.2	28.6
20,0°	33.4	29.4	28.4	26.8	25.6	24.3	23.8	23.8	24.1	27.5	27.5	11.8	40.4
22,5°	27.5	24.3	23.0	20.7	19.8	19.2	20.5	20.2	22.8	30.8	32.1	13.6	54.0
25,0°	29.9	23.3	19.7	18.4	17.0	17.2	22.2	18.5	18.4	22.5	22.5	15.9	69.9
27,5°	27.5	22.3	19.0	17.2	15.4	15.5	18.5	14.9	14.1	16.5	16.5	18.4	88.3
30,0°	26.8	22.8	19.2	17.4	15.7	14.7	15.7	13.1	11.6	13.1	12.9	21.2	109.5
32,5°	25.3	22.3	19.2	17.2	15.1	13.6	13.6	11.6	10.1	10.9	10.9	23.6	133.2
35,0°	25.5	22.3	18.9	17.4	14.9	13.4	12.2	10.6	9.1	9.4	9.6	27.3	160.4
37,5°	24.8	21.7	18.7	16.9	14.6	12.7	11.2	9.6	8.3	8.4	8.6	31.5	191.9
40,0°	27.8	23.0	19.4	16.2	15.1	12.9	10.8	8.8	7.8	7.4	7.6	35.0	227.0
42,5°	31.6	26.3	20.5	18.0	15.9	15.1	11.2	8.9	6.8	6.3	6.0	39.6	266.6
45,0°	32.3	25.1	22.3	22.3	21.7	20.7	19.7	15.1	9.8	6.0	3.3	43.2	309.8
47,5°	31.9	25.6	26.5	30.3	31.8	30.3	28.4	25.5	24.6	15.2	15.2	46.2	356.0
50,0°	27.3	25.5	28.4	33.7	37.5	37.9	37.7	36.4	34.9	36.4	44.0	49.9	405.9
52,5°	25.1	24.1	27.0	33.2	39.2	41.0	42.0	42.8	46.1	40.2	34.7	53.4	459.3
55,0°	24.0	23.0	26.5	33.9	42.7	45.8	43.2	38.5	34.7	34.4	33.4	56.5	515.8
57,5°	25.1	24.8	26.5	31.3	35.9	38.0	39.0	34.9	32.4	32.1	31.8	58.3	574.1
60,0°	25.5	23.8	24.1	28.6	33.7	34.4	35.1	30.3	29.1	28.8	28.8	58.3	632.4
62,5°	26.0	24.5	26.0	28.1	31.3	31.1	29.3	25.3	24.1	24.1	23.5	56.7	689.1
65,0°	27.6	28.0	28.4	28.3	28.0	25.6	23.2	19.8	18.9	19.5	19.5	54.2	743.3
67,5°	30.6	29.9	25.3	18.9	19.8	17.2	15.9	14.6	14.6	14.9	14.6	50.2	793.5
70,0°	31.6	16.2	12.6	14.2	13.6	12.7	11.6	9.9	9.1	8.4	8.3	46.2	839.7
72,5°	14.1	10.3	10.1	10.4	9.3	8.9	8.6	7.9	6.3	4.8	4.6	40.0	879.7
75,0°	12.7	9.9	8.3	7.4	6.8	6.3	6.0	5.3	4.0	3.3	3.0	31.4	911.1
77,5°	11.2	9.4	7.1	6.1	5.5	5.0	4.1	3.5	3.0	2.6	2.6	20.4	931.5
80,0°	11.2	8.6	6.6	5.6	4.8	4.1	3.5	3.1	2.8	2.5	2.3	11.8	943.3
82,5°	11.1	8.1	6.0	5.1	4.5	4.0	3.3	3.0	2.6	2.3	2.3	6.9	950.2
85,0°	8.9	7.1	5.8	5.0	4.3	3.6	3.1	2.8	2.5	2.3	2.3	4.2	954.4
87,5°	8.6	6.5	5.5	4.6	4.0	3.6	3.1	2.8	2.5	2.3	2.3	3.0	957.4
90,0°	6.1	5.6	5.0	4.5	4.0	3.5	3.0	2.8	2.3	2.3	2.3	2.3	959.7
92,5°	6.0	5.5	5.0	4.3	4.0	3.5	3.0	2.8	2.3	2.3	2.3	2.3	962.0
95,0°	6.0	5.3	5.0	4.3	4.0	3.5	3.0	2.6	2.3	2.3	2.3	2.3	964.3
97,5°	6.0	5.3	4.8	4.3	4.0	3.3	3.0	2.8	2.3	2.3	2.3	2.3	966.6
100,0°	6.0	5.5	4.8	4.3	4.0	3.6	3.0	2.8	2.5	2.3	2.3	2.2	968.8
102,5°	6.0	5.5	4.8	4.3	4.0	3.6	3.0	2.8	2.6	2.5	2.3	2.2	971.1
105,0°	5.8	5.3	4.8	4.3	4.0	3.6	3.1	2.8	2.6	2.3	2.6	2.2	973.2
107,5°	5.8	5.3	4.8	4.3	4.0	3.6	3.1	2.8	2.6	2.5	2.3	2.1	975.3
110,0°	5.8	5.3	4.8	4.3	4.0	3.6	3.1	2.8	2.6	2.6	2.6	2.1	977.4
112,5°	5.8	5.3	4.8	4.3	4.0	3.6	3.1	3.0	2.6	2.6	2.6	2.0	979.4

Photometric test report

Family DL 11 iQ	Order number 5XA5565EV14HP00022 + 5XA54000XBL	LP number 59425_78
Table of values for luminous intensities		Maximum luminous intensity
		siteco

C-planes	0° 180°	5° 175°	10° 170°	15° 165°	20° 160°	25° 155°	30° 150°	35° 145°	40° 140°	45° 135°	50° 130°	55° 125°	60° 120°
γ	Luminous intensity in cd/klm												
115,0°	9.1	9.1	9.4	9.4	9.8	10.1	10.1	10.1	10.3	10.3	10.3	10.3	10.3
117,5°	8.9	9.1	9.1	9.4	9.4	9.8	9.8	9.8	9.9	10.1	9.9	9.9	9.9
120,0°	8.8	8.9	9.1	9.1	9.4	9.4	9.6	9.6	9.6	9.6	9.8	9.6	9.8
122,5°	8.6	8.8	8.8	8.9	9.1	9.1	9.1	9.3	9.3	9.3	9.3	9.3	9.4
125,0°	8.4	8.4	8.6	8.6	8.8	8.8	8.8	8.9	8.9	8.9	8.9	8.9	8.9
127,5°	8.1	8.3	8.4	8.3	8.4	8.4	8.4	8.6	8.6	8.6	8.6	8.6	8.6
130,0°	7.8	7.9	7.9	7.9	8.1	8.1	8.1	8.3	8.3	8.3	8.3	8.3	8.3
132,5°	7.3	7.4	7.6	7.6	7.6	7.8	7.6	7.8	7.9	7.9	7.9	7.9	7.9
135,0°	6.9	6.9	7.1	7.3	7.3	7.3	7.3	7.4	7.4	7.6	7.6	7.6	7.6
137,5°	6.5	6.6	6.8	6.8	6.9	6.9	6.9	7.1	7.3	7.1	7.3	7.3	7.3
140,0°	6.1	6.1	6.3	6.3	6.5	6.6	6.6	6.6	6.6	6.8	6.9	6.9	6.9
142,5°	5.8	5.8	6.0	6.0	6.1	6.3	6.3	6.3	6.3	6.5	6.6	6.6	6.6
145,0°	5.3	5.5	5.6	5.6	5.8	5.8	6.0	6.0	6.0	6.1	6.3	6.3	6.3
147,5°	5.0	5.0	5.3	5.3	5.3	5.5	5.5	5.6	5.6	5.6	5.8	6.0	6.0
150,0°	4.3	4.5	4.6	4.6	4.8	5.0	5.0	5.0	5.1	5.3	5.3	5.3	5.3
152,5°	3.6	4.0	4.0	4.0	4.0	4.3	4.3	4.3	4.3	4.3	4.6	4.6	4.6
155,0°	3.0	3.0	3.1	3.1	3.3	3.3	3.3	3.5	3.5	3.6	3.6	3.6	3.6
157,5°	2.2	2.3	2.3	2.3	2.3	2.3	2.3	2.3	2.5	2.5	2.5	2.6	2.6
160,0°	1.7	1.7	1.7	1.7	1.7	1.7	1.7	1.7	1.7	1.7	1.8	1.7	1.7
162,5°	1.5	1.7	1.7	1.3	1.5	1.5	1.3	1.3	1.3	1.3	1.3	1.3	1.3
165,0°	1.3	1.3	1.3	1.3	1.3	1.3	1.3	1.3	1.3	1.3	1.3	1.3	1.3
167,5°	1.3	1.3	1.3	1.3	1.7	1.3	1.3	1.3	1.3	1.3	1.3	1.3	1.3
170,0°	1.3	1.3	1.3	1.2	1.3	1.3	1.2	1.3	1.3	1.3	1.3	1.3	1.3
172,5°	0.0	0.0	0.0	0.0	0.0	0.0	0.0	0.0	0.0	0.0	0.0	0.0	0.0
175,0°	0.0	0.0	0.0	0.0	0.0	0.0	0.0	0.0	0.0	0.0	0.0	0.0	0.0
177,5°	0.0	0.0	0.0	0.0	0.0	0.0	0.0	0.0	0.0	0.0	0.0	0.0	0.0
180,0°	0.0	0.0	0.0	0.0	0.0	0.0	0.0	0.0	0.0	0.0	0.0	0.0	0.0

Photometric test report

Family DL 11 iQ	Order number 5XA5565EV14HP00022 + 5XA54000XBL	LP number 59425_78
Table of values for luminous intensities		Maximum luminous intensity
		siteco

C-planes	65° 115°	70° 110°	75° 105°	80° 100°	85° 95°	90°	185° 355°	190° 350°	195° 345°	200° 340°	205° 335°	210° 330°	215° 325°
γ	Luminous intensity in cd/klm												
115,0°	10.3	10.3	10.6	10.6	10.6	10.6	8.8	8.6	8.4	7.8	7.4	6.8	6.3
117,5°	10.1	10.3	10.3	10.3	10.3	10.3	8.8	8.4	8.1	7.8	7.4	6.8	6.3
120,0°	9.9	9.9	9.9	9.9	9.9	9.9	8.8	8.4	8.1	7.8	7.3	6.8	6.1
122,5°	9.4	9.6	9.4	9.4	9.4	9.6	8.4	8.3	8.1	7.6	7.1	6.8	6.1
125,0°	9.1	9.1	9.1	8.9	8.9	8.9	8.3	8.1	7.8	7.4	7.1	6.5	6.1
127,5°	8.8	8.6	8.6	8.6	8.6	8.6	7.9	7.8	7.4	7.1	6.8	6.5	6.1
130,0°	8.3	8.3	8.3	8.3	8.3	8.3	7.6	7.4	7.1	6.9	6.6	6.3	5.8
132,5°	7.9	7.9	7.9	7.9	7.9	8.3	7.3	6.9	6.8	6.6	6.3	6.0	5.5
135,0°	7.6	7.6	7.6	7.6	7.6	7.9	6.8	6.6	6.5	6.1	6.0	5.6	5.3
137,5°	7.3	7.3	7.3	7.3	7.3	7.6	6.5	6.3	6.0	5.8	5.6	5.3	5.1
140,0°	6.9	6.9	6.9	6.9	6.9	7.3	6.0	5.8	5.6	5.5	5.3	5.1	4.8
142,5°	6.6	6.6	6.6	6.6	6.6	6.6	5.6	5.5	5.3	5.1	5.0	4.8	4.5
145,0°	6.3	6.3	6.3	6.3	6.3	6.6	5.3	5.1	5.0	4.8	4.6	4.5	4.3
147,5°	6.0	6.0	6.0	6.0	6.0	6.0	5.0	4.6	4.6	4.3	4.3	4.0	4.0
150,0°	5.3	5.3	5.3	5.3	5.5	5.6	4.3	4.3	4.0	4.0	3.6	3.6	3.3
152,5°	4.6	4.6	4.6	4.6	4.6	4.6	3.6	3.6	3.3	3.3	3.0	3.0	3.0
155,0°	3.6	3.6	3.6	3.6	3.6	3.6	2.8	2.6	2.6	2.5	2.3	2.3	2.3
157,5°	2.6	2.6	2.6	2.6	2.6	2.6	2.0	2.0	2.0	2.0	2.0	2.0	1.7
160,0°	2.0	1.7	1.7	1.7	1.7	2.0	1.7	1.7	1.7	1.7	1.7	1.7	1.5
162,5°	1.5	1.3	1.3	1.3	1.3	1.7	1.7	1.7	1.5	1.3	1.3	1.3	1.3
165,0°	1.3	1.3	1.3	1.3	1.3	1.3	1.3	1.3	1.3	1.3	1.3	1.3	1.3
167,5°	1.3	1.3	1.3	1.3	1.3	1.3	1.3	1.3	1.3	1.3	1.3	1.3	1.3
170,0°	1.3	1.3	1.3	1.3	1.3	1.3	1.3	1.3	1.3	1.3	1.3	1.3	1.3
172,5°	0.0	0.0	0.0	0.0	0.0	0.0	0.0	0.0	0.0	0.0	0.0	0.0	0.0
175,0°	0.0	0.0	0.0	0.0	0.0	0.0	0.0	0.0	0.0	0.0	0.0	0.0	0.0
177,5°	0.0	0.0	0.0	0.0	0.0	0.0	0.0	0.0	0.0	0.0	0.0	0.0	0.0
180,0°	0.0	0.0	0.0	0.0	0.0	0.0	0.0	0.0	0.0	0.0	0.0	0.0	0.0

Photometric test report

Family DL 11 iQ	Order number 5XA5565EV14HP00022 + 5XA54000XBL	LP number 59425_78
Table of values for luminous intensities		Maximum luminous intensity
		siteco

C-planes	220° 320°	225° 315°	230° 310°	235° 305°	240° 300°	245° 295°	250° 290°	255° 285°	260° 280°	265° 275°	270°	Phi-zone	Total Phi-zone
γ	Luminous intensity in cd/klm											Luminous flux in lm/klm	
115,0°	5.8	5.3	4.8	4.3	4.0	3.6	3.3	3.0	2.6	2.6	2.6	1.9	981.3
117,5°	5.8	5.3	4.8	4.3	4.0	3.6	3.3	3.0	2.6	2.6	2.6	1.9	983.2
120,0°	5.8	5.3	4.8	4.3	4.0	3.6	3.3	3.0	2.6	2.6	2.6	1.8	985.0
122,5°	5.8	5.3	4.8	4.3	4.0	3.6	3.3	3.0	2.6	2.6	2.6	1.7	986.7
125,0°	5.6	5.3	4.6	4.3	4.0	3.6	3.3	3.0	2.8	2.6	2.6	1.6	988.3
127,5°	5.5	5.0	4.6	4.3	4.0	3.6	3.3	3.0	2.8	2.6	2.6	1.5	989.8
130,0°	5.3	5.0	4.5	4.1	3.8	3.6	3.1	3.0	2.8	2.8	2.6	1.4	991.2
132,5°	5.1	4.8	4.3	4.0	3.6	3.3	3.0	3.0	2.8	2.8	2.6	1.3	992.4
135,0°	5.0	4.6	4.1	4.0	3.6	3.3	3.0	2.8	2.6	2.6	2.6	1.2	993.6
137,5°	4.6	4.3	4.0	3.6	3.5	3.3	3.0	2.8	2.6	2.6	2.6	1.1	994.7
140,0°	4.5	4.1	3.8	3.5	3.3	3.0	3.0	2.6	2.6	2.3	2.3	1.0	995.6
142,5°	4.3	4.1	3.8	3.5	3.3	3.0	2.8	2.6	2.5	2.3	2.3	0.9	996.5
145,0°	4.0	4.0	3.6	3.5	3.3	3.0	2.6	2.6	2.3	2.3	2.3	0.8	997.3
147,5°	3.8	3.6	3.5	3.3	3.0	3.0	2.6	2.3	2.3	2.0	2.0	0.7	997.9
150,0°	3.3	3.3	3.0	3.0	2.6	2.6	2.3	2.2	2.0	2.0	2.0	0.6	998.5
152,5°	2.8	2.6	2.5	2.3	2.3	2.0	2.0	2.0	1.8	1.7	1.7	0.4	999.0
155,0°	2.2	2.0	2.0	2.0	2.0	1.7	1.7	1.7	1.7	1.7	1.7	0.3	999.3
157,5°	1.7	1.7	1.7	1.7	1.7	1.7	1.7	1.5	1.7	1.3	1.3	0.2	999.5
160,0°	1.5	1.7	1.5	1.5	1.5	1.3	1.3	1.3	1.3	1.3	1.3	0.1	999.6
162,5°	1.3	1.3	1.3	1.3	1.3	1.3	1.3	1.3	1.3	1.3	1.3	0.1	999.8
165,0°	1.3	1.3	1.3	1.3	1.3	1.3	1.3	1.3	1.3	1.3	1.3	0.1	999.9
167,5°	1.3	1.3	1.7	1.7	1.5	1.3	1.3	1.3	1.3	1.3	1.3	0.1	999.9
170,0°	1.3	1.3	1.3	1.3	1.3	1.3	1.3	1.3	1.3	1.3	1.3	0.1	1000.0
172,5°	0.0	0.0	0.0	0.0	0.0	0.0	0.0	0.0	0.0	0.0	0.0	0.0	1000.0
175,0°	0.0	0.0	0.0	0.0	0.0	0.0	0.0	0.0	0.0	0.0	0.0	0.0	1000.0
177,5°	0.0	0.0	0.0	0.0	0.0	0.0	0.0	0.0	0.0	0.0	0.0	0.0	1000.0
180,0°	0.0	0.0	0.0	0.0	0.0	0.0	0.0	0.0	0.0	0.0	0.0	0.0	1000.0

Photometric test report

Family DL 11 iQ	Order number 5XA5565EV14HP00022 + 5XA54000XBL	LP number 59425_78
---------------------------	---	------------------------------

Dimming levels table	environmental temperature: 25°C	siteco
-----------------------------	---------------------------------	---------------

Luminous flux %	Dimming level linear	Dimming level logarithmic	Luminous flux [lm]	Power consumption [W]	Power consumption [W]	Power consumption [W]
				start of lifetime	end of lifetime	average
100	254	254	4770	33.5	36.0	34.8
95	241	252	4526	31.3	33.5	32.4
90	229	250	4301	29.3	31.3	30.3
85	216	248	4056	27.3	29.2	28.2
80	203	246	3812	25.4	27.1	26.2
75	190	243	3568	23.4	25.0	24.2
70	178	241	3343	21.7	23.2	22.4
65	165	238	3099	20.0	21.3	20.6
60	152	235	2854	18.2	19.4	18.8
55	140	232	2629	16.7	17.7	17.2
50	127	229	2385	15.0	16.0	15.5
45	114	225	2141	13.4	14.3	13.8
40	102	221	1916	12.0	12.7	12.4
35	89	216	1671	10.4	11.1	10.8
30	76	210	1427	8.9	9.4	9.2
25	63	203	1183	7.5	7.9	7.7
20	51	195	958	6.2	6.6	6.4
15	38	184	714	4.8	5.0	4.9
11	28	173	526	3.8	3.9	3.8