

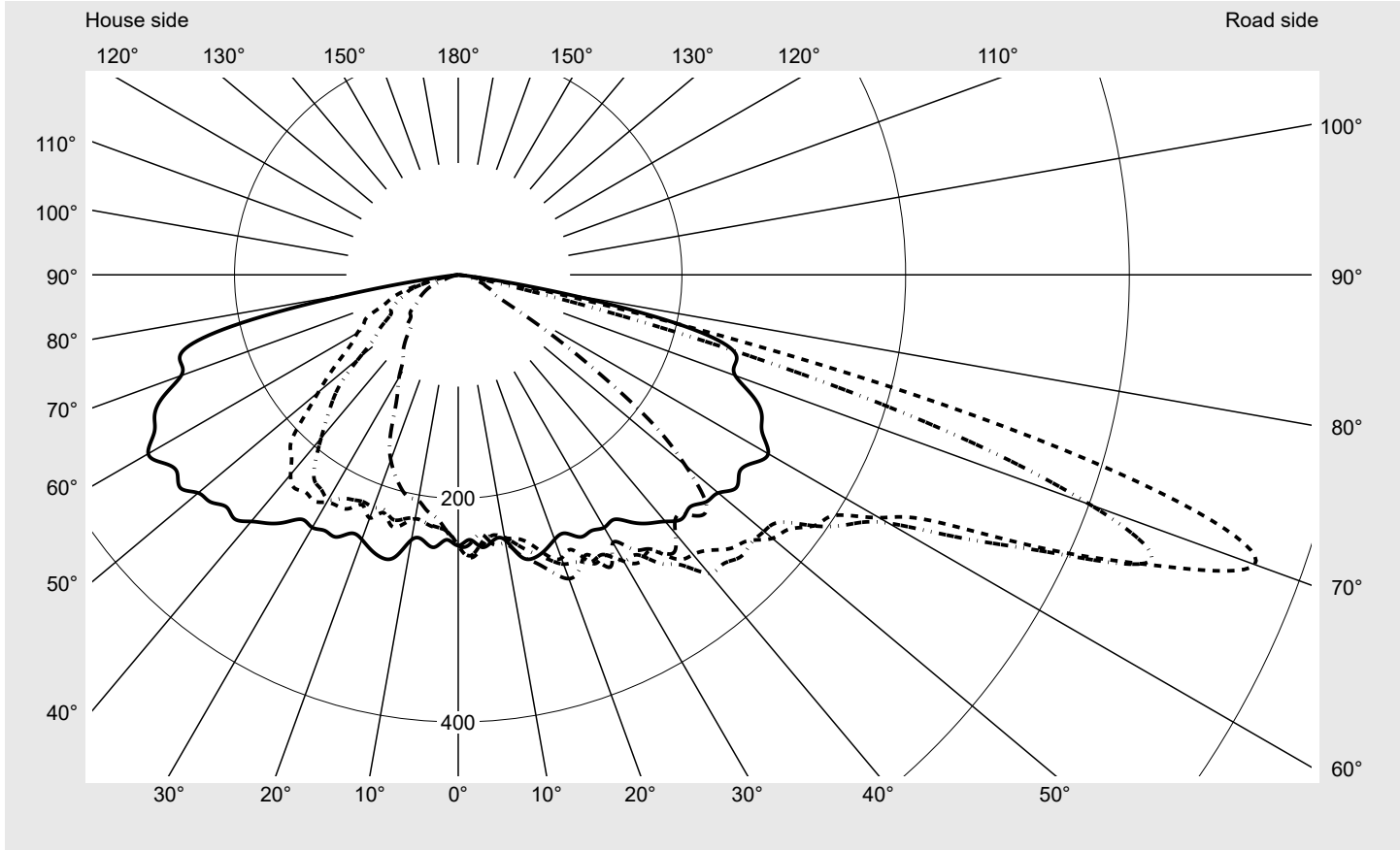


# Photometric test report

<b>Family</b> <b>DL® 50 mini LED</b>	<b>Order number: 5XA248D33S08HE</b> <b>EAN: 4058352803110</b>	<b>LP number</b> <b>59076_1706</b>
	<b>Version</b> post-top or side-entry mounting, Smart Interface up <b>Optic</b> asymmetric, wide distribution (ST1.0a) <b>Cover</b> toughened safety glass	<b>serial documentation</b> <b>31.01.2024</b>
	<b>Lamps</b> LED 3000 K   CRI ≥ 70 <b>Controlgear</b> EVG-Smart Interface <b>Rated values</b> Net luminous flux = 8130 lm Power consumption = 58.5 W Luminous efficacy = 139 lm/W	

**Luminous intensity in cd/klm** C180-0 C205-25 C210-30 C270-90 **Imax: 758 cd/klm**



**Luminaire output ratios**

Eta	100.0%
Eta 0° - 90°	100.0%
Eta 90° - 180°	0.0%

**Luminous intensity class acc. to EN13201-2**

Class:	G3
Imax 70°	757.8
Imax 80°	95.1
Imax 90°	0.0
Imax >90°	0.0
Imax >95°	0.0

**Measurement conditions**

DIN EN 13032 and DIN 5032

**Photometric test report**

<b>Family</b> <b>DL® 50 mini LED</b>	<b>Order number: 5XA248D33S08HE</b> <b>EAN: 4058352803110</b>	<b>LP number</b> <b>59076_1706</b>
---	--	---------------------------------------

**Envelope curve in cd/klm**      **KMK 70°**    **KMK 67.5°**    **KMK 65°**    **KMK 62.5°**      **siteco**



## Photometric test report

<b>Family</b> <b>DL® 50 mini LED</b>	<b>Order number: 5XA248D33S08HE</b> <b>EAN: 4058352803110</b>	<b>LP number</b> <b>59076_1706</b>
---	--	---------------------------------------

<b>Table of values for luminous intensities</b>	<b>Maximum luminous intensity</b>	<b>siteco</b>
---	-----------------------------------	---------------

C-planes	0° 180°	5° 175°	10° 170°	15° 165°	20° 160°	25° 155°	30° 150°	35° 145°	40° 140°	45° 135°	50° 130°	55° 125°	60° 120°
$\gamma$	Luminous intensity in cd/klm												
0,0°	242.2	242.2	242.2	242.2	242.2	242.2	242.2	242.2	242.2	242.2	242.2	242.2	242.2
2,5°	237.2	240.2	243.6	247.1	250.1	253.3	251.5	253.0	253.9	252.9	249.2	247.7	247.6
5,0°	244.6	247.2	246.5	245.5	245.0	244.3	240.5	238.5	236.3	236.3	235.1	233.7	233.4
7,5°	239.7	245.1	248.3	244.6	238.3	235.0	234.8	231.4	230.3	234.8	234.3	239.5	238.7
10,0°	240.7	249.2	251.4	243.9	239.9	238.9	238.4	242.1	240.6	240.8	243.3	249.6	251.2
12,5°	258.0	251.3	242.2	234.8	236.0	241.7	247.8	251.1	250.2	252.7	253.4	256.8	257.4
15,0°	262.2	249.0	244.4	246.5	247.0	249.2	257.5	261.4	264.2	266.4	265.5	261.6	261.2
17,5°	258.3	251.3	248.4	253.2	259.5	262.9	266.6	264.1	266.6	271.6	270.9	268.4	275.4
20,0°	251.9	249.8	249.6	255.8	262.8	269.8	275.4	276.2	274.3	273.3	279.4	281.1	281.7
22,5°	250.2	252.4	255.0	266.6	270.7	266.2	278.1	280.2	283.2	284.7	277.3	280.4	284.0
25,0°	258.8	258.1	263.4	267.5	275.0	285.0	283.0	287.9	292.3	291.9	288.1	291.2	291.4
27,5°	258.1	259.3	264.2	271.8	275.5	283.2	282.1	292.3	297.8	295.7	295.0	295.6	295.2
30,0°	261.0	264.7	278.4	274.8	287.8	295.8	295.6	301.4	307.5	307.5	302.4	301.2	298.5
32,5°	259.5	271.5	275.0	285.5	290.4	303.8	296.9	312.8	318.7	323.5	314.1	299.9	297.4
35,0°	270.2	277.9	282.4	285.4	294.7	301.1	315.2	320.4	320.7	320.8	310.6	315.9	307.3
37,5°	280.1	288.9	291.9	300.1	302.5	320.5	327.1	330.1	327.2	324.3	312.1	312.9	322.0
40,0°	288.0	294.9	294.8	301.0	311.0	326.6	348.4	339.0	340.9	323.5	314.9	336.9	331.0
42,5°	296.1	297.5	298.1	316.3	327.4	334.0	350.7	340.8	336.4	326.9	332.4	337.9	345.0
45,0°	293.4	307.2	308.2	316.1	329.3	345.7	356.8	343.0	340.7	351.3	353.6	361.0	358.7
47,5°	300.6	307.3	314.8	328.8	344.9	352.0	355.2	354.7	351.0	370.6	372.7	358.6	351.6
50,0°	303.5	304.1	310.6	329.1	357.1	366.7	357.0	357.9	374.0	384.7	373.8	352.0	342.3
52,5°	313.1	308.3	311.4	326.1	362.1	373.6	363.6	377.1	396.3	399.9	374.1	343.5	326.4
55,0°	307.1	316.8	324.7	337.2	363.3	390.4	392.0	402.7	402.8	386.8	366.3	344.1	310.0
57,5°	313.1	325.8	337.5	353.8	370.6	400.3	415.2	426.0	418.2	382.6	371.0	318.2	258.7
60,0°	320.0	336.4	356.7	382.3	399.2	434.6	444.2	455.3	436.4	397.2	321.8	253.6	192.9
62,5°	306.5	339.5	378.1	425.8	457.4	476.0	511.2	489.6	447.5	347.0	255.1	175.8	103.5
65,0°	299.6	340.0	408.3	483.0	540.4	580.6	589.8	543.1	386.3	266.9	165.4	84.9	43.0
67,5°	285.8	348.9	439.6	545.0	615.1	681.0	669.3	499.2	304.3	169.4	77.8	34.0	31.0
70,0°	263.6	344.2	467.8	600.6	683.4	757.8	601.6	373.8	175.0	76.2	32.7	27.1	25.4
72,5°	260.2	352.1	495.4	595.6	690.0	674.7	438.4	194.3	80.1	34.9	24.8	22.8	22.3
75,0°	251.4	355.3	453.9	502.5	563.4	449.7	222.3	65.9	33.6	23.0	18.2	18.2	18.1
77,5°	197.9	250.8	269.9	280.6	272.8	192.3	58.2	20.2	16.5	16.7	17.0	14.7	13.0
80,0°	95.1	86.3	83.1	87.4	87.1	61.8	14.5	10.9	9.9	10.1	14.8	9.2	8.4
82,5°	19.9	14.9	10.6	15.6	24.6	15.4	6.7	8.0	5.4	4.5	5.7	4.8	5.3
85,0°	1.2	1.1	1.6	1.3	1.6	1.7	1.9	2.0	2.1	1.8	1.8	1.6	1.8
87,5°	0.3	0.3	0.4	0.4	0.4	0.4	0.4	0.5	0.5	0.4	0.4	0.5	0.5
90,0°	0.0	0.0	0.0	0.0	0.0	0.0	0.0	0.0	0.0	0.0	0.0	0.0	0.0

## Photometric test report

<b>Family</b> <b>DL® 50 mini LED</b>	<b>Order number: 5XA248D33S08HE</b> <b>EAN: 4058352803110</b>	<b>LP number</b> <b>59076_1706</b>
<b>Table of values for luminous intensities</b>		<b>Maximum luminous intensity</b>

siteco

C-planes	65° 115°	70° 110°	75° 105°	80° 100°	85° 95°	90°	185° 355°	190° 350°	195° 345°	200° 340°	205° 335°	210° 330°	215° 325°
$\gamma$	Luminous intensity in cd/klm												
0,0°	242.2	242.2	242.2	242.2	242.2	242.2	242.2	242.2	242.2	242.2	242.2	242.2	242.2
2,5°	246.5	245.6	245.8	243.2	241.6	241.0	237.5	234.9	231.4	229.7	229.1	229.7	228.7
5,0°	231.5	228.9	230.8	232.5	234.2	232.7	235.6	233.9	229.2	227.3	227.0	226.3	224.2
7,5°	238.9	237.7	239.2	239.1	238.8	243.3	233.9	231.9	226.6	222.4	224.0	223.5	219.5
10,0°	251.1	250.4	247.0	246.6	242.9	244.2	232.6	230.0	230.1	225.8	221.6	221.1	218.9
12,5°	255.3	254.8	254.6	255.0	256.4	256.8	251.6	236.9	233.3	228.9	228.6	223.7	220.7
15,0°	261.0	263.4	264.6	269.2	266.7	266.5	251.8	236.5	234.4	231.8	232.1	226.4	214.7
17,5°	273.5	269.8	271.0	269.3	274.0	278.7	254.8	236.7	230.6	229.6	223.0	220.4	211.5
20,0°	277.0	273.8	278.5	273.5	277.4	289.2	253.6	246.1	236.7	232.5	231.4	221.3	218.5
22,5°	283.3	280.0	281.4	274.0	278.9	284.1	258.2	245.1	237.3	231.5	223.1	220.1	214.1
25,0°	291.6	289.2	282.7	284.9	281.8	276.4	256.1	253.5	245.1	231.6	230.7	222.1	220.2
27,5°	291.0	297.1	284.7	284.4	283.7	294.6	253.8	262.2	247.2	243.6	233.3	225.6	220.2
30,0°	299.4	285.0	290.4	287.0	284.1	276.6	260.1	262.3	252.5	242.6	235.0	232.1	216.3
32,5°	303.1	294.9	292.6	291.3	291.6	291.4	267.1	268.3	257.6	249.2	239.9	227.8	207.5
35,0°	305.6	303.8	309.8	304.1	309.8	299.5	265.1	272.9	264.3	257.9	237.6	224.2	192.7
37,5°	327.6	321.4	316.6	327.0	311.9	314.4	267.5	273.9	266.0	253.1	240.5	209.6	171.7
40,0°	335.6	329.6	322.7	314.6	317.2	302.1	280.5	272.5	268.4	257.7	233.1	190.7	159.6
42,5°	344.1	323.1	317.5	312.8	305.5	291.3	285.6	276.8	274.2	255.0	220.5	173.7	147.1
45,0°	334.8	321.1	311.8	310.6	303.9	304.9	290.4	275.0	272.0	249.5	211.3	158.5	132.3
47,5°	329.8	320.9	301.3	306.7	283.3	299.9	289.6	280.3	276.9	239.7	185.9	140.8	119.7
50,0°	322.5	303.3	286.7	277.3	266.1	264.8	299.6	279.3	263.2	226.2	163.0	115.2	100.4
52,5°	304.5	279.5	254.9	243.3	227.8	220.6	304.6	284.5	261.5	202.5	144.2	95.6	87.7
55,0°	271.9	232.3	195.4	182.8	167.1	154.6	302.4	281.2	248.9	189.5	126.0	87.0	82.7
57,5°	205.3	164.9	136.9	107.6	100.1	94.8	295.7	276.1	229.0	169.2	112.1	76.9	69.4
60,0°	135.3	91.2	69.1	54.0	51.1	48.0	295.6	255.4	206.1	148.6	104.2	69.2	64.4
62,5°	63.8	41.6	38.3	37.4	35.9	35.9	276.8	246.4	194.9	133.5	95.3	67.9	56.0
65,0°	34.8	33.0	36.1	33.5	33.3	33.3	259.4	228.7	165.0	116.1	89.9	62.4	52.0
67,5°	28.3	30.3	30.4	29.0	28.2	27.1	237.7	204.2	142.9	89.0	74.0	56.7	44.9
70,0°	26.6	24.6	25.1	24.3	23.4	24.3	214.1	178.1	117.5	71.7	65.1	49.6	35.8
72,5°	20.9	22.8	22.1	20.1	20.0	18.5	199.3	149.2	98.9	60.6	55.2	45.6	31.0
75,0°	18.0	17.9	18.1	15.7	15.1	15.9	176.2	102.0	69.4	40.3	40.9	34.6	28.7
77,5°	14.2	13.9	12.6	12.2	11.3	11.2	100.8	18.4	18.7	26.1	24.0	21.5	20.6
80,0°	9.5	8.9	8.4	8.0	6.9	6.7	38.7	5.8	7.9	14.6	11.5	12.5	10.7
82,5°	4.7	5.0	4.6	3.8	3.5	3.5	7.8	3.4	3.6	6.4	5.1	4.4	4.3
85,0°	2.1	1.9	1.8	1.5	1.1	1.5	1.2	1.1	1.1	1.1	1.1	1.1	0.9
87,5°	0.4	0.4	0.4	0.3	0.3	0.7	0.3	0.2	0.3	0.3	0.2	0.2	0.1
90,0°	0.0	0.0	0.0	0.0	0.0	0.0	0.0	0.0	0.0	0.0	0.0	0.0	0.0

## Photometric test report

<b>Family</b> <b>DL® 50 mini LED</b>	<b>Order number: 5XA248D33S08HE</b> <b>EAN: 4058352803110</b>	<b>LP number</b> <b>59076_1706</b>
<b>Table of values for luminous intensities</b>		<b>Maximum luminous intensity</b>
		<b>siteco</b>

C-planes	220° 320°	225° 315°	230° 310°	235° 305°	240° 300°	245° 295°	250° 290°	255° 285°	260° 280°	265° 275°	270°	Phi-zone	Total Phi-zone
γ	Luminous intensity in cd/klm											Luminous flux in lm/klm	
0,0°	242.2	242.2	242.2	242.2	242.2	242.2	242.2	242.2	242.2	242.2	242.2	0.4	0.4
2,5°	228.8	228.3	228.5	228.0	228.0	228.7	228.7	231.0	230.4	231.6	230.0	2.9	3.2
5,0°	224.8	225.1	221.3	223.3	220.3	219.6	217.9	216.2	216.4	215.3	218.6	5.5	8.7
7,5°	220.9	217.1	216.6	214.6	211.5	209.0	207.0	206.4	212.3	211.0	212.9	8.2	16.9
10,0°	212.8	212.3	211.5	209.7	207.2	204.3	201.1	201.2	202.8	204.7	205.0	10.9	27.9
12,5°	217.1	216.0	210.6	208.5	204.9	207.1	208.1	204.9	204.6	202.9	203.9	13.9	41.8
15,0°	211.1	211.6	209.7	208.3	208.4	199.1	197.1	199.6	201.2	197.7	197.5	16.9	58.7
17,5°	211.3	207.4	206.9	203.8	201.8	202.0	195.0	187.2	191.9	191.4	187.7	19.7	78.4
20,0°	213.6	205.7	202.9	195.4	190.5	187.5	184.4	179.4	172.2	171.5	176.2	22.5	100.9
22,5°	212.9	210.7	194.4	186.3	177.3	171.4	168.7	164.9	160.5	160.6	159.6	25.0	125.9
25,0°	207.0	196.3	186.3	173.2	173.2	166.6	162.4	151.7	148.3	140.9	134.3	27.8	153.7
27,5°	205.7	183.9	171.4	164.0	160.4	151.4	145.5	135.8	126.3	118.7	117.1	30.1	183.8
30,0°	186.6	174.1	167.0	162.4	148.6	139.7	122.7	116.4	109.9	107.3	105.9	32.6	216.3
32,5°	175.3	165.5	162.0	143.4	132.8	123.0	112.7	104.0	100.1	96.4	92.3	35.0	251.3
35,0°	168.9	162.9	151.7	132.5	123.6	110.4	102.5	95.4	88.8	88.3	86.2	37.5	288.8
37,5°	154.1	150.9	143.5	124.9	111.8	100.4	94.1	85.8	82.5	77.7	79.4	40.1	328.9
40,0°	146.7	143.1	129.9	114.4	102.6	93.9	81.3	76.5	72.4	72.8	70.8	42.4	371.3
42,5°	142.1	129.9	121.4	103.1	90.1	80.9	72.5	69.7	70.3	66.8	63.1	44.2	415.5
45,0°	124.3	119.9	105.6	93.4	78.6	73.7	68.4	68.6	64.0	63.1	64.5	46.2	461.7
47,5°	112.2	105.5	95.1	80.2	69.5	67.1	63.7	61.0	61.9	62.9	58.3	47.7	509.4
50,0°	97.1	86.2	81.0	69.9	65.2	62.2	59.9	57.5	58.2	56.9	55.7	48.2	557.6
52,5°	81.4	76.9	71.9	64.5	61.2	57.0	55.7	54.0	52.9	51.0	53.4	48.5	606.2
55,0°	72.4	66.4	64.2	58.5	55.6	52.3	52.1	49.6	48.4	46.8	46.3	47.9	654.0
57,5°	63.8	60.2	56.0	51.2	50.2	51.5	48.3	47.3	44.5	43.7	41.9	46.4	700.4
60,0°	52.9	50.5	50.6	46.0	48.1	46.5	47.5	42.4	40.8	41.6	38.9	44.7	745.2
62,5°	49.0	44.0	43.6	43.5	43.0	44.9	42.5	41.4	36.9	37.8	35.1	43.7	788.8
65,0°	46.0	41.2	39.4	40.3	38.3	37.3	38.4	37.2	34.9	32.2	31.0	43.4	832.2
67,5°	36.6	34.3	35.2	34.3	34.4	34.1	34.2	31.5	29.4	25.2	25.2	42.6	874.8
70,0°	32.1	30.4	31.6	29.6	27.9	26.0	25.2	21.7	19.5	17.0	15.7	39.8	914.6
72,5°	26.7	27.4	25.8	25.7	21.0	20.1	16.5	13.8	12.3	12.4	11.0	35.2	949.9
75,0°	21.8	21.8	21.8	20.0	15.4	14.0	12.0	9.0	7.9	7.7	7.0	27.3	977.2
77,5°	15.9	14.8	13.6	12.0	9.9	8.9	7.1	5.2	3.1	2.1	2.4	15.0	992.2
80,0°	7.8	7.4	6.6	6.1	5.8	5.3	3.8	2.4	1.3	0.7	1.0	5.8	998.0
82,5°	3.2	2.6	2.4	3.5	2.9	2.3	1.6	0.9	0.4	0.3	0.2	1.7	999.6
85,0°	0.8	0.6	0.6	0.5	0.4	0.4	0.3	0.2	0.1	0.0	0.1	0.3	999.9
87,5°	0.1	0.1	0.1	0.0	0.0	0.0	0.0	0.0	0.0	0.0	0.0	0.1	1000.0
90,0°	0.0	0.0	0.0	0.0	0.0	0.0	0.0	0.0	0.0	0.0	0.0	0.0	1000.0

## Photometric test report

<b>Family</b> DL® 50 mini LED	<b>Order number: 5XA248D33S08HE</b> <b>EAN: 4058352803110</b>	<b>LP number</b> 59076_1706
----------------------------------	--	--------------------------------

<b>Dimming levels table</b>	environmental temperature: 25°C	<b>siteco</b>
-----------------------------	---------------------------------	---------------

Luminous flux %	Dimming level linear	Dimming level logarithmic	Luminous flux [lm]	Power consumption [W]	Power consumption [W]	Power consumption [W]
				start of lifetime	end of lifetime	average
100	254	254	8130	58.5	61.6	60.0
95	241	252	7714	54.9	57.7	56.3
90	229	250	7330	51.6	54.3	53.0
85	216	248	6914	48.3	50.7	49.5
80	203	246	6498	45.0	47.3	46.2
75	190	243	6081	42.0	44.0	43.0
70	178	241	5697	39.1	41.0	40.0
65	165	238	5281	36.2	37.9	37.0
60	152	235	4865	33.3	34.9	34.1
55	140	232	4481	30.7	32.1	31.4
50	127	229	4065	27.9	29.2	28.6
45	114	225	3649	25.2	26.4	25.8
40	102	221	3265	22.7	23.7	23.2
35	89	216	2849	20.1	21.0	20.6
30	76	210	2433	17.5	18.3	17.9
25	63	203	2016	14.9	15.6	15.2
20	51	195	1632	12.4	13.0	12.7
15	38	184	1216	9.7	10.1	9.9
13	32	178	1024	8.4	8.7	8.6