

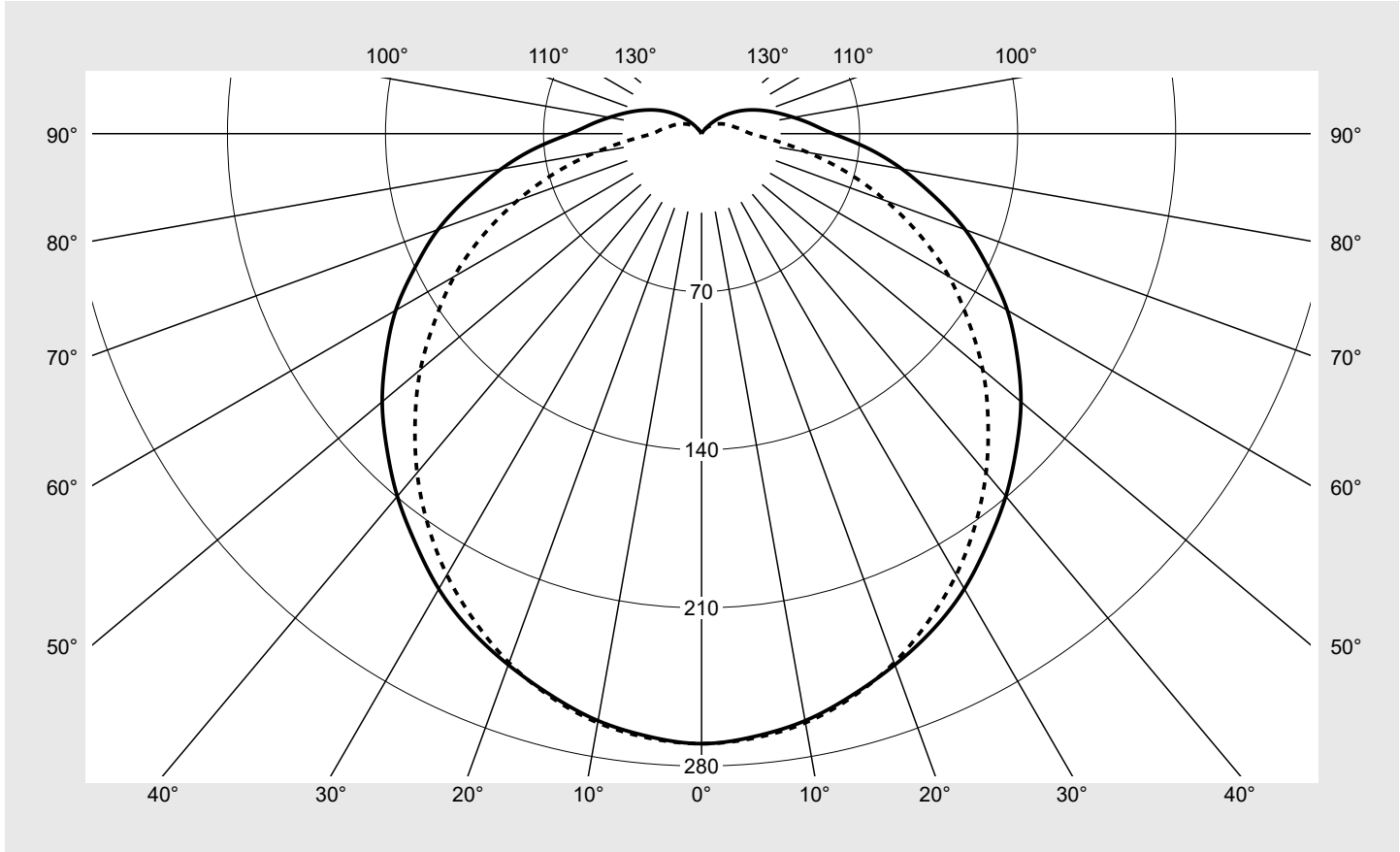


Photometric test report

Family Monsun® Ex	Order number: 51FXC27A610A3H EAN: 4058352933985	LP number 59503_7
	Version	prismatic diffuser, opal, polycarbonate, diffuse beam, emergence lighting 3h
	Lamps	LED 6500 K CRI ≥ 80
	Controlgear	ECG-DALI
	Rated values	Net luminous flux = 1600 lm Power consumption = 13.0 W Luminous efficacy = 123.1 lm/W
		serial documentation 14.11.2023
		

Luminous intensity in cd/klm **C180-0** **C270-90** **Imax: 270 cd/klm**



Classifications	
DIN 5040	A 3 1
CIE	N1=40 N2=70 N3=89 N4=90 N5=100

Luminaire light output ratios	
η_{LB}	100.0%
ϕ_u	90.3%
ϕ_o	9.7%

Measurement conditions
DIN EN 13032 and DIN 5032

Photometric test report

Family Monsun® Ex	Order number: 51FXC27A610A3H EAN: 4058352933985	LP number 59503_7
Table of values for luminous intensities		Maximum luminous intensity
		siteco

C-planes γ	0° 180°	15°	30°	45°	60°	75°	90° 270°	Phi-zone	Total Phi-zone
		165° 195° 345°	150° 210° 330°	135° 225° 315°	120° 240° 300°	105° 255° 285°			
Luminous intensity in cd/klm							Luminous flux in lm/klm		
0°	270.1	270.1	270.1	270.1	270.1	270.1	270.1	1.6	1.6
5°	268.0	268.2	267.9	268.2	268.4	268.6	268.7	12.8	14.4
10°	264.0	263.4	263.4	263.6	264.2	264.5	264.9	25.1	39.6
15°	257.5	257.7	257.5	257.1	257.4	257.7	258.2	36.5	76.1
20°	250.3	250.6	250.4	249.4	248.7	249.0	249.3	46.8	122.9
25°	242.4	241.7	240.6	239.9	238.8	238.2	238.1	55.6	178.5
30°	232.8	231.9	230.5	228.8	226.9	226.0	225.6	62.7	241.2
35°	221.1	220.6	218.1	215.9	212.8	212.2	211.4	67.9	309.1
40°	209.6	209.0	205.9	201.4	197.7	196.8	196.0	71.3	380.4
45°	197.2	195.5	191.4	186.7	182.7	180.6	179.4	72.7	453.0
50°	184.7	182.8	177.9	171.4	166.3	163.7	162.6	72.5	525.5
55°	170.6	168.9	162.9	155.2	149.5	145.9	144.1	70.3	595.9
60°	156.4	154.4	147.2	139.0	132.0	127.3	126.5	66.6	662.4
65°	140.0	137.7	130.5	121.1	113.9	109.1	107.0	60.9	723.4
70°	124.2	122.3	113.2	103.8	95.9	89.7	86.9	54.1	777.5
75°	106.5	104.6	97.0	86.4	77.9	70.8	67.1	46.2	823.7
80°	90.1	87.8	80.5	69.8	60.6	53.0	47.8	37.8	861.5
85°	73.9	72.6	66.9	55.7	45.6	37.3	31.6	30.1	891.6
90°	58.2	57.2	52.3	44.9	34.7	26.7	21.9	23.4	915.0
95°	48.9	48.1	43.8	36.7	28.6	21.2	18.5	19.3	934.3
100°	41.4	40.6	36.8	30.6	23.4	17.3	15.6	16.0	950.3
105°	35.2	34.3	30.9	25.4	19.2	14.3	13.6	13.1	963.4
110°	29.8	28.8	25.9	20.9	15.6	11.9	11.9	10.6	974.0
115°	24.9	23.7	21.1	16.8	12.4	9.9	10.2	8.4	982.4
120°	20.3	19.1	16.7	13.1	9.4	8.3	8.7	6.4	988.8
125°	15.8	14.7	12.6	9.5	6.8	6.8	7.2	4.6	993.5
130°	11.7	10.7	8.7	6.3	4.7	5.5	5.8	3.1	996.6
135°	7.8	6.9	5.1	3.6	3.4	4.2	4.5	1.9	998.5
140°	4.3	3.6	2.2	1.5	2.4	3.1	3.3	1.0	999.5
145°	1.6	1.2	0.3	0.7	1.5	2.0	2.2	0.4	999.9
150°	0.1	0.1	0.1	0.1	0.6	1.1	1.2	0.1	1000.0
155°	0.0	0.0	0.0	0.0	0.0	0.2	0.4	0.0	1000.0
160°	0.0	0.0	0.0	0.0	0.0	0.0	0.0	0.0	1000.0
165°	0.0	0.0	0.0	0.0	0.0	0.0	0.0	0.0	1000.0
170°	0.0	0.0	0.0	0.0	0.0	0.0	0.0	0.0	1000.0
175°	0.0	0.0	0.0	0.0	0.0	0.0	0.0	0.0	1000.0
180°	0.0	0.0	0.0	0.0	0.0	0.0	0.0	0.0	1000.0

Photometric test report

Family Monsun® Ex	Order number: 51FXC27A610A3H EAN: 4058352933985	LP number 59503_7
-----------------------------	--	-----------------------------

UGR-Table	Standard room	siteco
------------------	----------------------	---------------

Reflection factor of ceiling	0.7	0.7	0.5	0.5	0.3	0.7	0.7	0.5	0.5	0.3	
Reflection factor of walls	0.5	0.3	0.5	0.3	0.3	0.5	0.3	0.5	0.3	0.3	
Reflection factor of floor	0.2	0.2	0.2	0.2	0.2	0.2	0.2	0.2	0.2	0.2	
Room dimensions	View crosswise (C0)					View endwise (C90)					
x	y										
2H	2H	19.6	21.4	20.0	21.7	22.0	18.7	20.4	19.0	20.8	21.1
	3H	22.1	23.7	22.4	24.0	24.4	20.6	22.2	20.9	22.5	22.9
	4H	23.3	24.9	23.7	25.2	25.6	21.4	23.0	21.8	23.3	23.7
	6H	24.7	26.1	25.1	26.4	26.8	22.2	23.7	22.6	24.0	24.4
	8H	25.4	26.7	25.8	27.1	27.5	22.6	24.0	23.0	24.4	24.8
	12H	26.2	27.5	26.6	27.8	28.3	23.0	24.3	23.4	24.7	25.1
4H	2H	20.4	22.0	20.8	22.3	22.7	19.7	21.2	20.1	21.6	22.0
	3H	23.1	24.4	23.5	24.8	25.2	21.8	23.2	22.2	23.5	23.9
	4H	24.5	25.7	24.9	26.1	26.6	22.8	24.1	23.3	24.5	24.9
	6H	26.0	27.1	26.5	27.6	28.0	23.8	24.9	24.2	25.3	25.8
	8H	26.9	27.9	27.3	28.3	28.8	24.2	25.3	24.7	25.7	26.2
	12H	27.8	28.7	28.3	29.2	29.7	24.7	25.6	25.2	26.1	26.6
8H	4H	25.0	26.0	25.4	26.4	26.9	23.6	24.6	24.0	25.0	25.5
	6H	26.7	27.6	27.2	28.1	28.6	24.8	25.6	25.3	26.1	26.6
	8H	27.8	28.5	28.2	29.0	29.5	25.4	26.1	25.9	26.6	27.1
	12H	28.9	29.6	29.4	30.1	30.6	26.0	26.7	26.5	27.2	27.7
12H	4H	25.0	26.0	25.5	26.4	26.9	23.8	24.7	24.3	25.2	25.6
	6H	26.9	27.7	27.4	28.1	28.7	25.1	25.9	25.6	26.3	26.9
	8H	28.0	28.7	28.5	29.2	29.7	25.8	26.5	26.3	27.0	27.5

Luminance table	Max. for $\gamma \geq 65^\circ$	Photometric dimensions in mm:	L = 338 B = 176
------------------------	---	--------------------------------------	----------------------------------

C-planes	γ	0° 180°	15°	30°	45°	60°	75°	90°
			165° 195° 345°	150° 210° 330°	135° 225° 315°	120° 240° 300°	105° 255° 285°	270°
Luminance in cd/m²								
45°		7499.6	7437.9	7278.6	7102.9	6948.4	6869.7	6825.2
50°		7727.4	7650.4	7445.4	7171.4	6958.8	6850.0	6803.2
55°		7998.7	7921.3	7639.1	7275.7	7011.3	6843.4	6759.0
60°		8413.0	8304.9	7919.8	7478.7	7102.7	6847.8	6806.9
65°		8908.5	8764.7	8307.8	7707.1	7250.1	6944.1	6807.9
70°		9770.2	9614.5	8902.8	8162.9	7537.8	7056.5	6837.1
75°		11066.5	10874.3	10076.3	8977.9	8092.6	7352.8	6970.4
80°		13959.1	13604.4	12464.5	10815.1	9383.9	8214.7	7396.9
85°		22791.3	22414.8	20643.7	17197.0	14068.1	11509.8	9760.4

Photometric test report

Family Monsun® Ex	Order number: 51FXC27A610A3H EAN: 4058352933985	LP number 59503_7
------------------------------------	--	------------------------------------

Luminance values in cd/m² γ 65° γ 70° γ 75° γ 80° γ 85° **siteco**

