



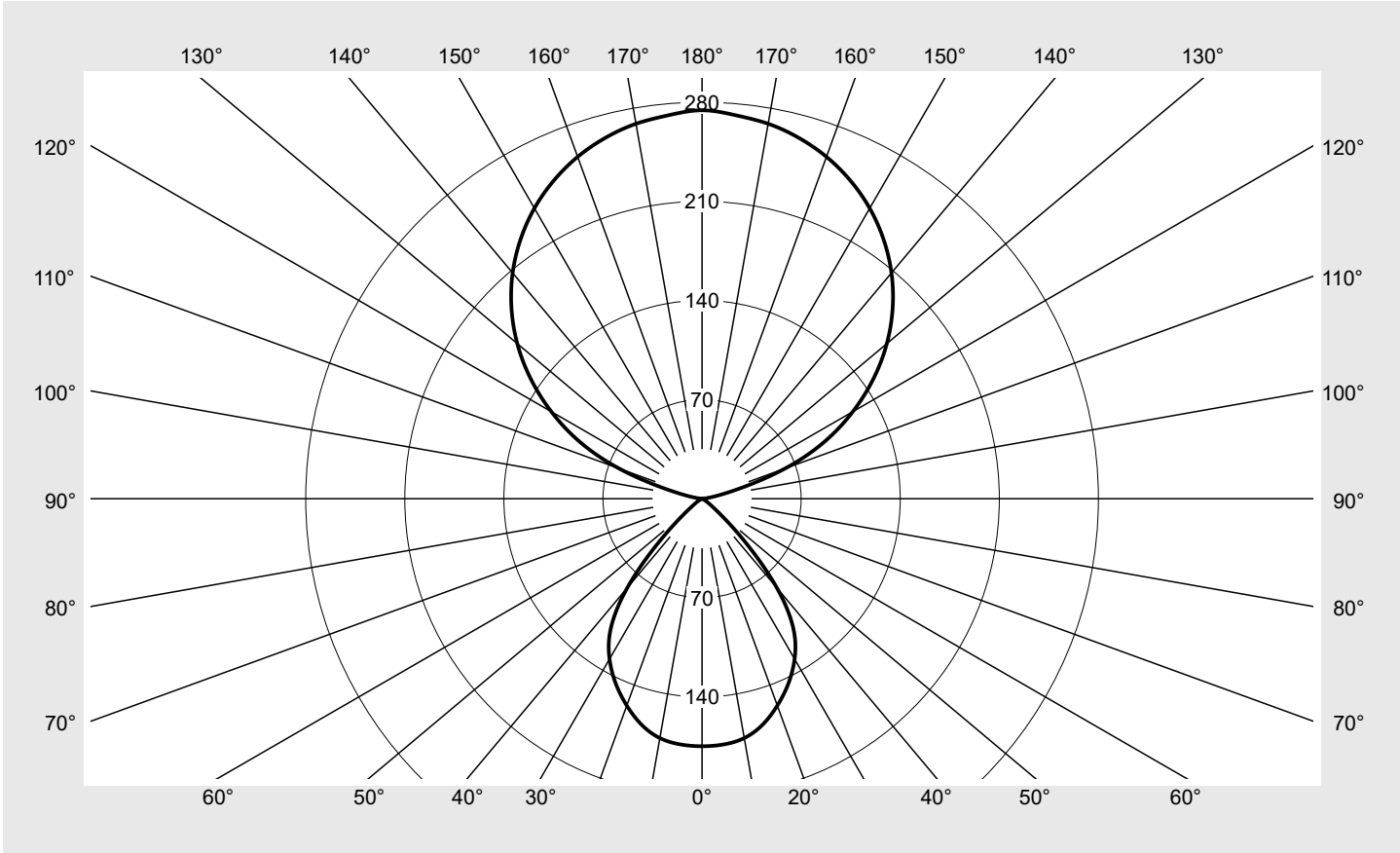
# Photometric test report

<b>Family</b> <b>Silica® 31</b>	<b>Order number: 51MY52FATCS</b> <b>EAN: 4058352966273</b>	<b>LP number</b> <b>59485_59</b>
	<b>Version</b> floorstanding upright, silver, direct-/ indirect distribution, wide distribution, one luminaire head, CAT2 (L≤1000 cd/m²), tunable white <b>Lamps</b> LED 4000 K   CRI ≥ 80 <b>Controlgear</b> ECG <b>Setting</b> factory setting <b>Rated values</b> Net luminous flux = 8520 lm Power consumption = 71.0 W Luminous efficacy = 120 lm/W	<b>serial documentation</b> <b>06.11.2023</b>





**Luminous intensity in cd/klm** C180-0 **Imax: 274 cd/klm**



Classifications	
DIN 5040	D 6 3
CIE	N1=86 N2=100 N3=100 N4=24 N5=100

Luminaire light output ratios	
$\eta_{LB}$	100.0%
$\phi_u$	23.9%
$\phi_o$	76.1%

**Measurement conditions**  
DIN EN 13032 and DIN 5032

## Photometric test report

<b>Family</b> <b>Silica® 31</b>	<b>Order number: 51MY52FATCS</b> <b>EAN: 4058352966273</b>	<b>LP number</b> <b>59485_59</b>
------------------------------------	---	-------------------------------------

**sITeco**

<b>Table of values for luminous intensities</b>	<b>Maximum luminous intensity</b>
---	-----------------------------------

C-planes	0°	Phi-zone	Total Phi-zone
$\gamma$	Luminous intensity in cd/klm	Luminous flux in lm/klm	
0°	174.8	1.0	1.0
5°	174.2	8.3	9.4
10°	171.7	16.3	25.7
15°	165.2	23.4	49.2
20°	155.5	29.1	78.3
25°	144.2	33.4	111.7
30°	130.7	35.8	147.5
35°	112.7	35.4	183.0
40°	82.3	29.0	211.9
45°	42.4	16.4	228.4
50°	15.4	6.5	234.9
55°	6.2	2.8	237.6
60°	2.3	1.1	238.8
65°	0.8	0.4	239.1
70°	0.2	0.1	239.2
75°	0.0	0.0	239.3
80°	0.0	0.0	239.3
85°	0.0	0.0	239.3
90°	0.1	0.1	239.3
95°	1.3	0.7	240.0
100°	8.1	4.4	244.4
105°	26.4	14.0	258.3
110°	62.5	32.2	290.5
115°	95.7	47.5	338.1
120°	123.0	58.4	396.4
125°	147.8	66.4	462.8
130°	170.4	71.5	534.4
135°	190.4	73.8	608.2
140°	208.2	73.3	681.5
145°	223.6	70.3	751.8
150°	236.9	64.9	816.7
155°	247.9	57.4	874.2
160°	257.0	48.2	922.3
165°	263.9	37.4	959.8
170°	268.9	25.6	985.4
175°	271.9	13.0	998.4
180°	274.4	1.6	1000.0

### Photometric test report

Family <b>Silica® 31</b>	Order number: <b>51MY52FATCS</b> EAN: <b>4058352966273</b>	LP number <b>59485_59</b>
-----------------------------	---	------------------------------

UGR-Table	Standard room	<b>sITeco</b>
-----------	---------------	---------------

The UGR formula for this luminaire type cannot be used, see LiTG Publication 20:  
**"The UGR - Process for Evaluation of Direct Glare of Artificial Lighting in Indoor Rooms"**

<b>Luminance table</b>	Max. for $\gamma \geq 65^\circ$	Photometric dimensions in mm:	L = 800 B = 52
------------------------	---------------------------------	-------------------------------	-------------------

C-planes	$0^\circ$
$\gamma$	Luminance in cd/m <sup>2</sup>
45°	12274.2
50°	4922.1
55°	2216.7
60°	958.5
65°	366.4
70°	130.5
75°	21.4
80°	20.1
85°	39.9

**Photometric test report**

<b>Family</b> <b>Silica® 31</b>	<b>Order number: 51MY52FATCS</b> <b>EAN: 4058352966273</b>	<b>LP number</b> <b>59485_59</b>
------------------------------------	---	-------------------------------------

**Luminance values in cd/m<sup>2</sup>**       $\gamma$  65°      $\gamma$  70°      $\gamma$  75°      $\gamma$  80°      $\gamma$  85°

