

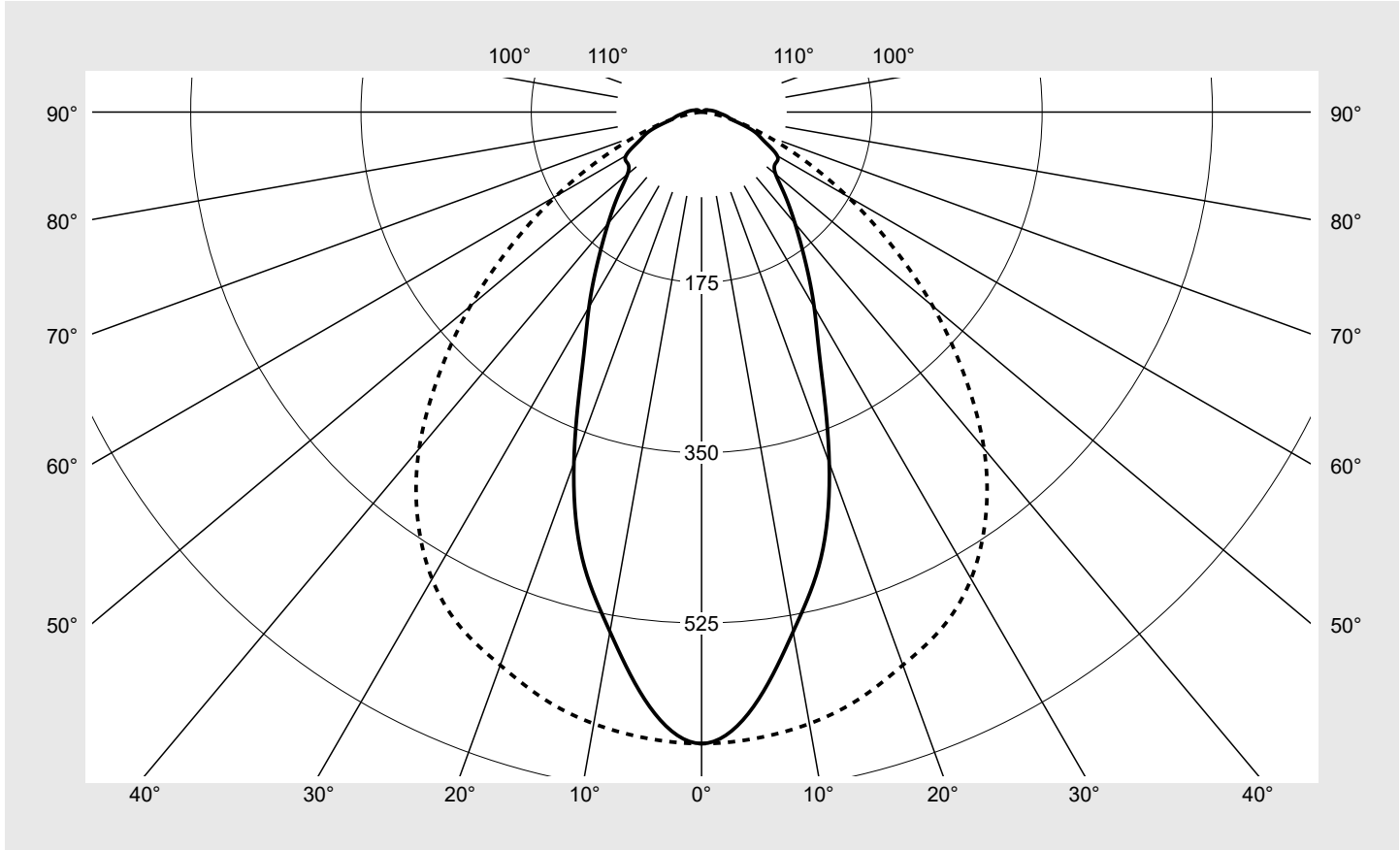


Photometric test report

Family Monsun® Ex	Order number: 51FXB17P4A0A EAN: 4058352933312	LP number 59500_2
	Version prismatic diffuser, opal, polycarbonate, elliptical medium distributon Lamps LED 4000 K CRI ≥ 80 Controlgear ECG-DALI Rated values Net luminous flux = 11930 lm Power consumption = 94.7 W Luminous efficacy = 126 lm/W	serial documentation 06.11.2023
		

Luminous intensity in cd/klm C180-0 C270-90 **Imax: 649 cd/klm**



Classifications	
DIN 5040	A 5 1
CIE	N1=61 N2=86 N3=97 N4=98 N5=100

Luminaire light output ratios	
η_{LB}	100.0%
ϕ_u	98.3%
ϕ_o	1.7%

Measurement conditions
DIN EN 13032 and DIN 5032

Photometric test report

Family Monsun® Ex	Order number: 51FXB17P4A0A EAN: 4058352933312	LP number 59500_2
Table of values for luminous intensities		Maximum luminous intensity
		sITeco

C-planes γ	0° 180°	15°	30°	45°	60°	75°	90° 270°	Phi-zone	Total Phi-zone
		165° 195° 345°	150° 210° 330°	135° 225° 315°	120° 240° 300°	105° 255° 285°			
Luminous intensity in cd/klm								Luminous flux in lm/klm	
0°	648.9	648.9	648.9	648.9	648.9	648.9	648.9	3.9	3.9
5°	613.2	614.6	619.7	628.1	636.7	643.2	645.9	30.0	33.9
10°	542.2	547.0	559.3	579.7	603.7	626.8	638.1	55.6	89.5
15°	474.2	479.5	494.7	520.1	559.4	601.8	624.5	75.8	165.3
20°	383.6	394.2	422.7	461.8	507.0	568.3	604.8	89.0	254.3
25°	290.3	301.3	333.6	392.4	452.0	525.9	584.7	94.3	348.6
30°	231.4	238.1	258.4	313.2	392.6	474.9	553.9	94.5	443.2
35°	185.1	190.9	209.8	244.2	327.3	418.4	508.9	91.0	534.2
40°	149.4	153.3	167.8	197.2	262.5	358.4	451.6	84.5	618.8
45°	121.4	125.7	136.6	159.1	205.5	298.1	381.7	76.0	694.8
50°	99.4	102.9	112.6	127.3	162.4	239.6	310.3	66.5	761.2
55°	92.5	90.5	93.6	105.4	127.7	185.3	238.1	57.5	818.7
60°	89.8	87.6	84.0	89.0	99.3	137.3	172.8	49.7	868.4
65°	71.3	71.5	68.0	74.2	78.9	97.8	115.4	40.1	908.5
70°	56.8	56.8	54.2	55.0	59.8	66.0	70.6	30.5	939.0
75°	35.1	36.1	37.2	40.2	39.9	39.4	37.9	20.2	959.2
80°	26.8	27.5	28.0	26.5	24.0	19.4	15.9	13.2	972.4
85°	20.0	20.2	19.4	18.1	12.9	7.0	3.5	8.1	980.6
90°	15.8	15.3	14.4	12.2	6.5	2.4	1.0	5.4	986.0
95°	12.6	12.1	10.4	8.1	3.9	1.7	1.1	3.9	989.9
100°	9.8	9.4	7.3	5.6	3.5	1.7	0.9	2.9	992.8
105°	7.5	6.9	6.5	4.6	3.2	1.2	0.9	2.3	995.2
110°	6.4	6.2	5.5	4.0	2.8	1.0	0.8	2.0	997.2
115°	5.3	5.1	4.3	3.3	1.8	0.6	0.6	1.5	998.6
120°	3.9	3.7	2.2	1.6	1.0	0.4	0.5	0.9	999.5
125°	0.4	0.7	0.9	0.8	0.5	0.3	0.4	0.3	999.8
130°	0.0	0.1	0.3	0.4	0.2	0.2	0.3	0.1	999.9
135°	0.0	0.0	0.1	0.2	0.1	0.2	0.2	0.0	999.9
140°	0.0	0.0	0.0	0.1	0.1	0.1	0.1	0.0	1000.0
145°	0.0	0.0	0.0	0.0	0.0	0.1	0.1	0.0	1000.0
150°	0.0	0.0	0.0	0.0	0.0	0.0	0.0	0.0	1000.0
155°	0.0	0.0	0.0	0.0	0.0	0.0	0.0	0.0	1000.0
160°	0.0	0.0	0.0	0.1	0.1	0.1	0.1	0.0	1000.0
165°	0.0	0.0	0.0	0.0	0.0	0.0	0.0	0.0	1000.0
170°	0.0	0.0	0.0	0.0	0.0	0.0	0.0	0.0	1000.0
175°	0.0	0.0	0.0	0.0	0.0	0.0	0.0	0.0	1000.0
180°	0.0	0.0	0.0	0.0	0.0	0.0	0.0	0.0	1000.0

Photometric test report

Family Monsun® Ex	Order number: 51FXB17P4A0A EAN: 4058352933312	LP number 59500_2
-----------------------------	--	-----------------------------

UGR-Table	Standard room	siteco
------------------	----------------------	---------------

Reflection factor of ceiling	0.7	0.7	0.5	0.5	0.3	0.7	0.7	0.5	0.5	0.3	
Reflection factor of walls	0.5	0.3	0.5	0.3	0.3	0.5	0.3	0.5	0.3	0.3	
Reflection factor of floor	0.2	0.2	0.2	0.2	0.2	0.2	0.2	0.2	0.2	0.2	
Room dimensions	View crosswise (C0)					View endwise (C90)					
x	y										
2H	2H	16.8	18.4	17.2	18.7	19.0	21.7	23.2	22.0	23.5	23.8
	3H	18.2	19.6	18.6	20.0	20.3	22.6	24.0	23.0	24.3	24.7
	4H	18.7	20.0	19.1	20.3	20.7	22.9	24.1	23.3	24.5	24.8
	6H	19.0	20.2	19.4	20.6	21.0	23.0	24.1	23.4	24.5	24.9
	8H	19.2	20.3	19.6	20.7	21.1	23.0	24.1	23.5	24.4	24.9
	12H	19.3	20.4	19.8	20.8	21.2	23.0	24.0	23.5	24.4	24.8
4H	2H	17.7	19.0	18.1	19.3	19.7	21.7	23.0	22.1	23.4	23.8
	3H	19.2	20.3	19.6	20.7	21.1	22.8	23.9	23.2	24.3	24.7
	4H	19.7	20.7	20.1	21.1	21.5	23.1	24.1	23.6	24.5	25.0
	6H	20.1	21.0	20.6	21.4	21.9	23.3	24.1	23.8	24.6	25.0
	8H	20.3	21.1	20.8	21.6	22.0	23.4	24.1	23.8	24.5	25.0
	12H	20.5	21.2	21.0	21.7	22.2	23.4	24.0	23.9	24.5	25.0
8H	4H	20.0	20.8	20.5	21.2	21.7	23.2	24.0	23.6	24.4	24.9
	6H	20.6	21.2	21.1	21.7	22.2	23.4	24.1	23.9	24.5	25.0
	8H	20.9	21.4	21.4	21.9	22.5	23.5	24.0	24.0	24.5	25.0
	12H	21.2	21.7	21.7	22.2	22.7	23.5	24.0	24.0	24.5	25.0
12H	4H	20.1	20.7	20.6	21.2	21.7	23.2	23.9	23.7	24.3	24.8
	6H	20.7	21.2	21.2	21.7	22.2	23.4	24.0	23.9	24.5	25.0
	8H	21.0	21.5	21.5	22.0	22.5	23.5	24.0	24.0	24.5	25.0

Luminance table	Max. for $\gamma \geq 65^\circ$	Photometric dimensions in mm:	L = 1580	H(C0) = 50	H(C180) = 50
			B = 155	H(C90) = 50	H(C270) = 50

C-planes	γ	Luminance in cd/m ²							
		0° 180°	15° 165° 195° 345°	30° 150° 210° 330°	45° 135° 225° 315°	60° 120° 240° 300°	75° 105° 255° 285°	90° 270°	
45°		6325.9	6564.0	7263.2	8764.6	11910.6	18435.9	25487.3	
50°		5442.5	5645.4	6313.6	7430.4	10045.9	15982.6	22659.1	
55°		5378.7	5276.7	5589.3	6591.4	8542.0	13536.4	19346.3	
60°		5614.7	5492.9	5413.9	6046.2	7293.2	11168.2	15957.9	
65°		4855.5	4888.4	4803.0	5565.9	6472.7	9059.4	12459.2	
70°		4290.8	4304.6	4265.4	4639.7	5608.8	7159.9	9245.5	
75°		2998.8	3099.4	3333.8	3912.2	4407.4	5205.4	6383.9	
80°		2657.5	2739.0	2935.3	3076.5	3248.8	3304.7	3787.2	
85°		2387.1	2421.5	2482.9	2618.2	2290.0	1689.9	1419.4	

Photometric test report

Family Monsun® Ex	Order number: 51FXB17P4A0A EAN: 4058352933312	LP number 59500_2
-----------------------------	--	-----------------------------

Luminance values in cd/m² γ 65° γ 70° γ 75° γ 80° γ 85° **siteco**

