
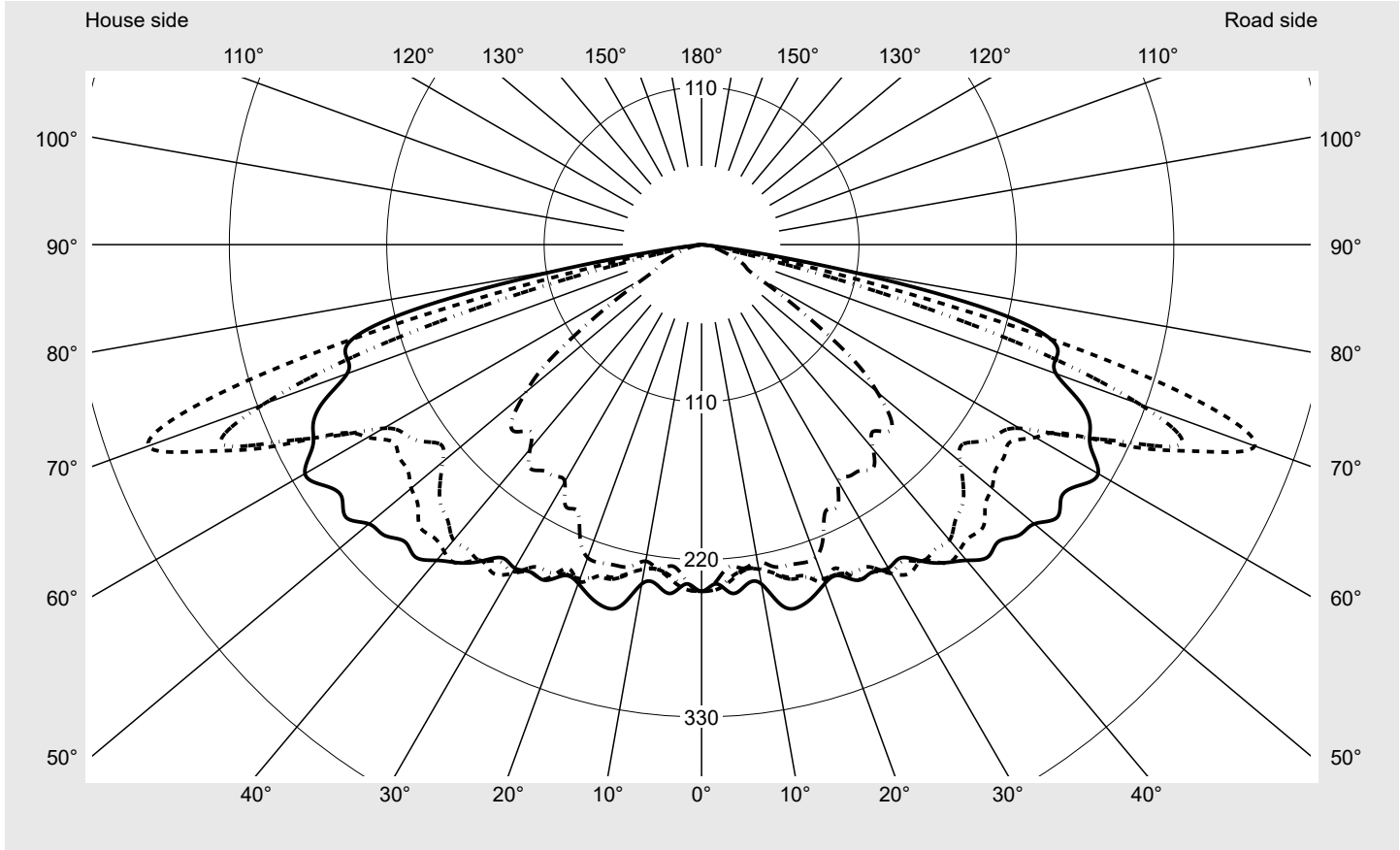


Photometric test report

Family DL® 50 mini LED	Order number: 5XA248W31F08GE EAN: 4058352804070	LP number 59398_9
	Version wire mounting Optic symmetric, wide distribution (ST1.0s) Cover toughened safety glass Lamps LED 3000 K CRI ≥ 70 Controlgear ECG SITECO iQ Rated values Net luminous flux = 5190 lm Power consumption = 32.7 W Luminous efficacy = 158.7 lm/W	serial documentation 03.04.2023



Luminous intensity in cd/klm C180-0 C205-25 C210-30 C270-90 **Imax: 411 cd/klm**



Luminaire output ratios

Eta	100.0%
Eta 0° - 90°	100.0%
Eta 90° - 180°	0.0%

Luminous intensity class acc. to EN13201-2

Class:	G4
Imax 70°	411.4
Imax 80°	95.1
Imax 90°	0.0
Imax >90°	0.0
Imax >95°	0.0

Measurement conditions

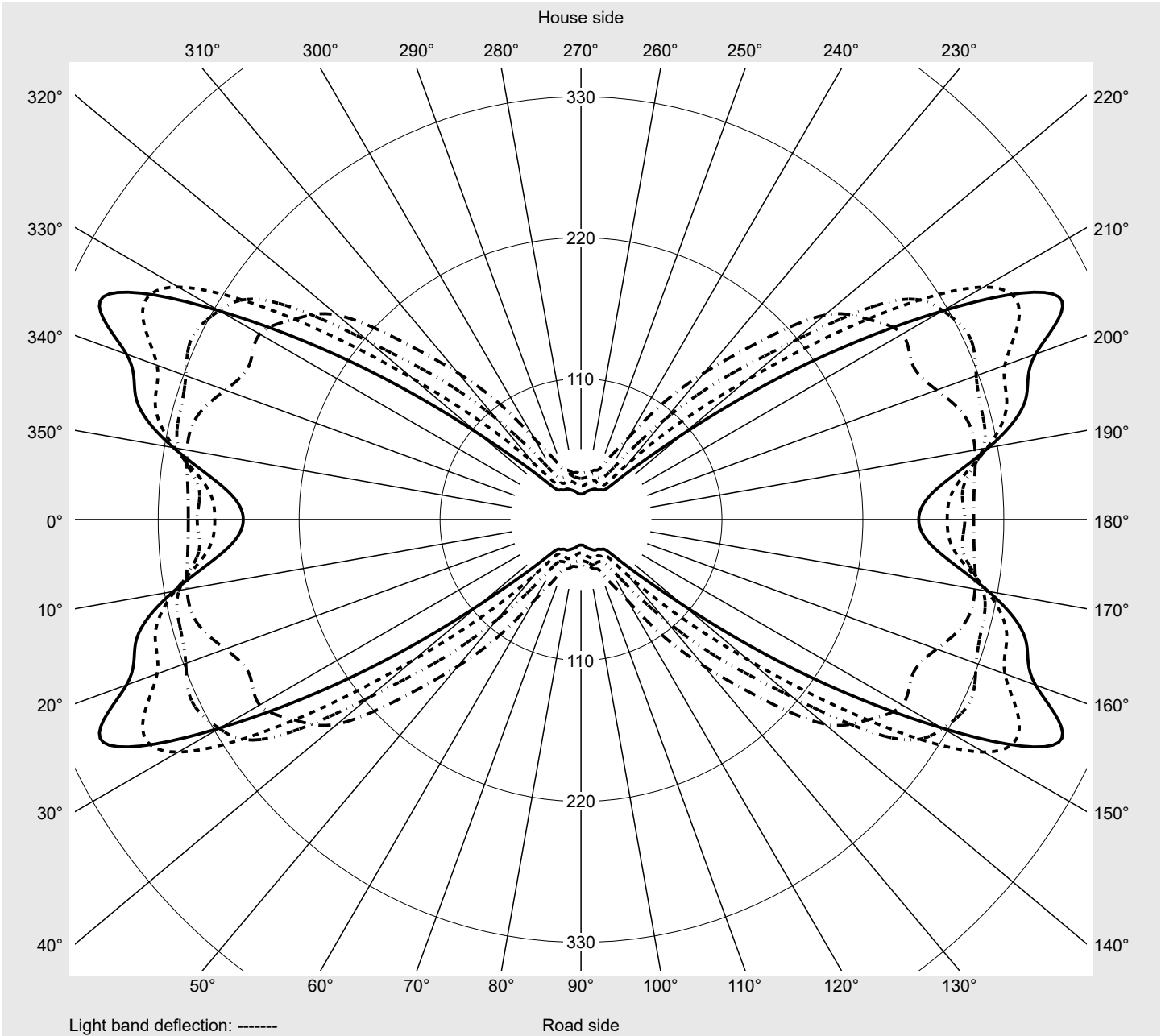
DIN EN 13032 and DIN 5032

Photometric test report

Family DL® 50 mini LED	Order number: 5XA248W31F08GE EAN: 4058352804070	LP number 59398_9
---	--	------------------------------------



Envelope curve in cd/klm **KMK 70°** **KMK 67.5°** **KMK 65°** **KMK 62.5°**



Photometric test report

Family DL® 50 mini LED	Order number: 5XA248W31F08GE EAN: 4058352804070	LP number 59398_9
Table of values for luminous intensities		Maximum luminous intensity
siteco		

C-planes	0° 180°	5° 175°	10° 170°	15° 165°	20° 160°	25° 155°	30° 150°	35° 145°	40° 140°	45° 135°	50° 130°	55° 125°	60° 120°
γ	Luminous intensity in cd/klm												
0,0°	242.2	242.2	242.2	242.2	242.2	242.2	242.2	242.2	242.2	242.2	242.2	242.2	242.2
2,5°	237.2	238.8	239.3	239.2	239.9	241.2	240.6	240.8	241.4	240.6	238.9	237.8	237.8
5,0°	244.6	241.4	240.2	237.3	236.1	235.6	233.4	231.4	230.5	230.7	228.2	228.5	226.9
7,5°	239.7	239.5	240.1	235.6	230.3	229.5	229.2	225.4	225.6	225.9	225.4	227.1	225.1
10,0°	240.7	240.9	240.7	237.0	232.9	230.3	229.8	230.5	226.7	226.6	227.4	229.7	229.2
12,5°	258.0	251.4	239.6	234.1	232.4	235.2	235.7	235.9	233.6	234.4	232.0	232.6	231.2
15,0°	262.2	250.4	240.5	240.5	239.4	240.7	241.9	238.0	237.7	239.0	237.6	234.9	234.8
17,5°	258.3	253.0	242.6	241.9	244.5	243.0	243.5	237.8	239.0	239.5	238.9	236.1	238.6
20,0°	251.9	251.7	247.9	246.2	247.7	250.6	248.4	247.3	244.0	239.5	241.1	238.3	236.1
22,5°	250.2	255.3	250.1	252.0	251.1	244.7	249.1	247.1	248.1	247.7	235.9	233.3	230.7
25,0°	258.8	257.1	258.5	256.3	253.3	257.8	252.5	254.0	249.6	244.1	237.2	232.2	232.3
27,5°	258.1	256.5	263.2	259.5	259.5	258.2	253.9	256.2	251.7	239.8	233.2	229.8	227.8
30,0°	261.0	262.4	270.3	263.6	265.2	265.4	263.9	258.9	247.1	240.8	234.7	231.8	223.5
32,5°	259.5	269.3	271.6	271.6	269.8	271.9	262.4	260.2	247.0	244.5	238.0	221.6	215.1
35,0°	270.2	271.5	277.7	274.8	276.3	269.4	269.7	256.6	244.8	241.8	231.1	224.2	215.4
37,5°	280.1	278.2	282.9	283.0	277.8	280.5	268.3	250.9	240.6	237.6	227.8	218.9	216.9
40,0°	288.0	287.7	283.7	284.7	284.3	279.9	269.6	249.3	243.8	233.3	222.4	225.7	216.8
42,5°	296.1	291.5	287.5	295.3	291.2	277.3	262.2	243.9	239.3	228.4	226.9	220.5	217.6
45,0°	293.4	298.8	291.6	294.0	289.4	278.5	257.7	237.7	232.5	235.6	229.6	227.2	218.7
47,5°	300.6	298.4	297.6	302.8	292.3	268.9	248.0	237.2	231.6	238.0	233.9	219.4	210.6
50,0°	303.5	301.8	294.9	296.2	291.7	264.8	236.1	229.1	235.5	235.4	227.4	211.0	203.7
52,5°	313.1	306.4	297.9	293.8	282.3	258.9	229.6	232.4	238.8	238.4	223.0	204.0	193.8
55,0°	307.1	309.6	303.0	293.1	276.4	258.2	239.5	242.7	237.6	226.6	215.3	201.3	182.8
57,5°	313.1	310.7	306.8	291.4	269.9	256.2	246.1	247.7	241.0	221.4	213.5	184.7	154.5
60,0°	320.0	316.0	306.0	294.2	273.9	269.4	256.7	259.9	244.6	223.8	186.2	149.8	120.5
62,5°	306.5	308.2	312.3	310.4	295.5	285.6	289.5	272.8	248.2	195.5	149.4	109.6	73.2
65,0°	299.6	299.7	318.5	324.0	328.3	335.2	326.1	297.5	216.1	154.1	102.4	62.6	40.7
67,5°	285.8	293.3	321.9	344.0	352.1	377.5	363.0	272.0	170.4	101.8	56.5	34.1	32.7
70,0°	263.6	279.1	322.9	359.1	377.5	411.4	325.6	204.8	103.6	53.3	32.1	28.3	26.7
72,5°	260.2	275.7	322.3	347.2	375.3	364.9	242.0	112.7	53.4	31.2	25.3	24.3	21.6
75,0°	251.4	265.8	278.0	285.9	301.8	245.3	128.4	47.3	27.7	22.4	20.0	19.1	16.8
77,5°	197.9	175.8	144.1	149.6	149.5	108.1	39.8	20.4	16.2	15.7	15.3	13.4	11.5
80,0°	95.1	62.5	44.4	47.7	50.8	36.7	13.5	10.8	8.9	8.8	10.7	7.7	7.1
82,5°	19.9	11.3	7.0	9.6	15.5	10.3	5.6	6.2	4.3	3.5	4.0	4.1	4.1
85,0°	1.2	1.2	1.3	1.2	1.4	1.4	1.5	1.4	1.4	1.2	1.2	1.1	1.1
87,5°	0.3	0.3	0.3	0.3	0.4	0.3	0.3	0.3	0.3	0.2	0.2	0.2	0.2
90,0°	0.0	0.0	0.0	0.0	0.0	0.0	0.0	0.0	0.0	0.0	0.0	0.0	0.0

Photometric test report

Family DL® 50 mini LED	Order number: 5XA248W31F08GE EAN: 4058352804070	LP number 59398_9
Table of values for luminous intensities		Maximum luminous intensity
siteco		

C-planes	65° 115°	70° 110°	75° 105°	80° 100°	85° 95°	90°	185° 355°	190° 350°	195° 345°	200° 340°	205° 335°	210° 330°	215° 325°
γ	Luminous intensity in cd/klm												
0,0°	242.2	242.2	242.2	242.2	242.2	242.2	242.2	242.2	242.2	242.2	242.2	242.2	242.2
2,5°	237.6	237.2	238.4	236.8	236.6	235.5	238.8	239.3	239.2	239.9	241.2	240.6	240.8
5,0°	225.5	223.4	223.5	224.4	224.8	225.6	241.4	240.2	237.3	236.1	235.6	233.4	231.4
7,5°	224.0	222.3	222.8	225.7	224.9	228.1	239.5	240.1	235.6	230.3	229.5	229.2	225.4
10,0°	227.7	225.8	224.1	224.7	223.8	224.6	240.9	240.7	237.0	232.9	230.3	229.8	230.5
12,5°	231.2	231.4	229.8	229.8	229.6	230.4	251.4	239.6	234.1	232.4	235.2	235.7	235.9
15,0°	230.0	230.3	232.1	235.2	232.2	232.0	250.4	240.5	240.5	239.4	240.7	241.9	238.0
17,5°	237.7	232.4	229.1	230.6	232.7	233.2	253.0	242.6	241.9	244.5	243.0	243.5	237.8
20,0°	232.3	229.1	229.0	222.8	224.5	232.7	251.7	247.9	246.2	247.7	250.6	248.4	247.3
22,5°	227.4	224.4	223.2	217.3	219.8	221.9	255.3	250.1	252.0	251.1	244.7	249.1	247.1
25,0°	229.1	225.8	217.2	216.6	211.4	205.4	257.1	258.5	256.3	253.3	257.8	252.5	254.0
27,5°	221.2	221.3	210.3	205.3	201.2	205.9	256.5	263.2	259.5	259.5	258.2	253.9	256.2
30,0°	219.6	203.8	203.4	198.5	195.7	191.2	262.4	270.3	263.6	265.2	265.4	263.9	258.9
32,5°	213.1	203.8	198.3	195.7	194.0	191.8	269.3	271.6	271.6	269.8	271.9	262.4	260.2
35,0°	208.0	203.1	202.6	196.4	199.0	192.9	271.5	277.7	274.8	276.3	269.4	269.7	256.6
37,5°	214.0	207.7	201.2	204.7	194.8	196.9	278.2	282.9	283.0	277.8	280.5	268.3	250.9
40,0°	214.8	205.4	199.6	193.5	195.0	186.4	287.7	283.7	284.7	284.3	279.9	269.6	249.3
42,5°	212.5	197.8	193.6	191.5	186.2	177.2	291.5	287.5	295.3	291.2	277.3	262.2	243.9
45,0°	204.2	194.8	190.2	187.3	183.5	184.7	298.8	291.6	294.0	289.4	278.5	257.7	237.7
47,5°	198.5	192.3	181.2	184.3	173.1	179.1	298.4	297.6	302.8	292.3	268.9	248.0	237.2
50,0°	192.3	181.6	172.1	167.7	161.5	160.3	301.8	294.9	296.2	291.7	264.8	236.1	229.1
52,5°	180.8	167.6	154.5	148.1	139.4	137.0	306.4	297.9	293.8	282.3	258.9	229.6	232.4
55,0°	162.1	142.2	122.5	115.6	106.9	100.5	309.6	303.0	293.1	276.4	258.2	239.5	242.7
57,5°	128.4	106.6	92.1	76.1	71.9	68.4	310.7	306.8	291.4	269.9	256.2	246.1	247.7
60,0°	90.9	69.4	55.8	47.4	46.4	43.4	316.0	306.0	294.2	273.9	269.4	256.7	259.9
62,5°	54.4	42.1	39.9	37.1	36.9	35.5	308.2	312.3	310.4	295.5	285.6	289.5	272.8
65,0°	36.0	35.7	36.7	34.2	32.7	32.1	299.7	318.5	324.0	328.3	335.2	326.1	297.5
67,5°	31.2	32.2	31.0	29.2	26.7	26.1	293.3	321.9	344.0	352.1	377.5	363.0	272.0
70,0°	26.3	24.9	23.4	21.9	20.2	20.0	279.1	322.9	359.1	377.5	411.4	325.6	204.8
72,5°	20.5	19.7	18.0	16.2	16.2	14.7	275.7	322.3	347.2	375.3	364.9	242.0	112.7
75,0°	16.0	14.9	13.6	11.8	11.4	11.4	265.8	278.0	285.9	301.8	245.3	128.4	47.3
77,5°	11.5	10.5	8.9	7.7	6.7	6.8	175.8	144.1	149.6	149.5	108.1	39.8	20.4
80,0°	7.4	6.4	5.4	4.6	3.8	3.8	62.5	44.4	47.7	50.8	36.7	13.5	10.8
82,5°	3.5	3.3	2.7	2.1	1.9	1.8	11.3	7.0	9.6	15.5	10.3	5.6	6.2
85,0°	1.2	1.1	1.0	0.8	0.6	0.8	1.2	1.3	1.2	1.4	1.4	1.5	1.4
87,5°	0.2	0.2	0.2	0.1	0.2	0.3	0.3	0.3	0.3	0.4	0.3	0.3	0.3
90,0°	0.0	0.0	0.0	0.0	0.0	0.0	0.0	0.0	0.0	0.0	0.0	0.0	0.0

Photometric test report

Family DL® 50 mini LED	Order number: 5XA248W31F08GE EAN: 4058352804070	LP number 59398_9
Table of values for luminous intensities		Maximum luminous intensity
		siteco

C-planes	220° 320°	225° 315°	230° 310°	235° 305°	240° 300°	245° 295°	250° 290°	255° 285°	260° 280°	265° 275°	270°	Phi-zone	Total Phi-zone
γ	Luminous intensity in cd/klm											Luminous flux in lm/klm	
0,0°	242.2	242.2	242.2	242.2	242.2	242.2	242.2	242.2	242.2	242.2	242.2	0.4	0.4
2,5°	241.4	240.6	238.9	237.8	237.8	237.6	237.2	238.4	236.8	236.6	235.5	2.9	3.2
5,0°	230.5	230.7	228.2	228.5	226.9	225.5	223.4	223.5	224.4	224.8	225.6	5.5	8.7
7,5°	225.6	225.9	225.4	227.1	225.1	224.0	222.3	222.8	225.7	224.9	228.1	8.2	16.9
10,0°	226.7	226.6	227.4	229.7	229.2	227.7	225.8	224.1	224.7	223.8	224.6	10.9	27.9
12,5°	233.6	234.4	232.0	232.6	231.2	231.2	231.4	229.8	229.8	229.6	230.4	13.9	41.8
15,0°	237.7	239.0	237.6	234.9	234.8	230.0	230.3	232.1	235.2	232.2	232.0	16.9	58.7
17,5°	239.0	239.5	238.9	236.1	238.6	237.7	232.4	229.1	230.6	232.7	233.2	19.7	78.4
20,0°	244.0	239.5	241.1	238.3	236.1	232.3	229.1	229.0	222.9	224.5	232.7	22.5	100.9
22,5°	248.1	247.7	235.9	233.3	230.7	227.4	224.4	223.2	217.3	219.8	221.9	25.0	125.9
25,0°	249.6	244.1	237.2	232.2	232.3	229.1	225.8	217.2	216.6	211.4	205.4	27.8	153.7
27,5°	251.7	239.8	233.2	229.8	227.8	221.2	221.3	210.3	205.3	201.2	205.9	30.1	183.8
30,0°	247.1	240.8	234.7	231.8	223.5	219.5	203.8	203.4	198.5	195.7	191.2	32.6	216.3
32,5°	247.0	244.5	238.0	221.6	215.1	213.1	203.8	198.3	195.7	194.0	191.8	35.0	251.3
35,0°	244.8	241.8	231.1	224.2	215.4	208.0	203.1	202.6	196.4	199.0	192.9	37.5	288.8
37,5°	240.6	237.6	227.8	218.9	216.9	214.0	207.7	201.2	204.7	194.8	196.9	40.1	328.9
40,0°	243.8	233.3	222.4	225.7	216.8	214.8	205.4	199.6	193.5	195.0	186.4	42.4	371.3
42,5°	239.3	228.4	226.9	220.5	217.6	212.5	197.8	193.6	191.5	186.2	177.2	44.2	415.5
45,0°	232.5	235.6	229.6	227.2	218.7	204.2	194.8	190.2	187.3	183.5	184.7	46.2	461.7
47,5°	231.6	238.0	233.9	219.4	210.6	198.5	192.3	181.2	184.3	173.1	179.1	47.7	509.4
50,0°	235.5	235.4	227.4	211.0	203.7	192.3	181.6	172.1	167.7	161.5	160.3	48.2	557.6
52,5°	238.8	238.4	223.0	204.0	193.8	180.8	167.6	154.5	148.1	139.4	137.0	48.5	606.2
55,0°	237.6	226.6	215.3	201.3	182.8	162.1	142.2	122.5	115.6	106.9	100.5	47.9	654.0
57,5°	241.0	221.4	213.5	184.7	154.5	128.4	106.6	92.1	76.1	71.9	68.4	46.4	700.4
60,0°	244.6	223.8	186.2	149.8	120.5	90.9	69.4	55.8	47.4	46.4	43.4	44.7	745.2
62,5°	248.2	195.5	149.4	109.6	73.2	54.4	42.1	39.9	37.1	36.9	35.5	43.7	788.8
65,0°	216.1	154.1	102.4	62.6	40.7	36.0	35.7	36.7	34.2	32.7	32.1	43.4	832.2
67,5°	170.4	101.8	56.5	34.1	32.7	31.2	32.2	31.0	29.2	26.7	26.1	42.6	874.8
70,0°	103.6	53.3	32.1	28.3	26.7	26.3	24.9	23.4	21.9	20.2	20.0	39.8	914.6
72,5°	53.4	31.2	25.3	24.3	21.6	20.5	19.7	18.0	16.2	16.2	14.7	35.2	949.9
75,0°	27.7	22.4	20.0	19.1	16.8	16.0	14.9	13.6	11.8	11.4	11.4	27.3	977.2
77,5°	16.2	15.7	15.3	13.4	11.5	11.5	10.5	8.9	7.7	6.7	6.8	15.0	992.2
80,0°	8.9	8.8	10.7	7.7	7.1	7.4	6.4	5.4	4.6	3.8	3.8	5.8	998.0
82,5°	4.3	3.5	4.0	4.1	4.1	3.5	3.3	2.7	2.1	1.9	1.8	1.7	999.6
85,0°	1.4	1.2	1.2	1.1	1.1	1.2	1.1	1.0	0.8	0.6	0.8	0.3	999.9
87,5°	0.3	0.2	0.2	0.2	0.2	0.2	0.2	0.2	0.1	0.2	0.3	0.1	1000.0
90,0°	0.0	0.0	0.0	0.0	0.0	0.0	0.0	0.0	0.0	0.0	0.0	0.0	1000.0

Photometric test report

Family DL® 50 mini LED	Order number: 5XA248W31F08GE EAN: 4058352804070	LP number 59398_9
----------------------------------	--	-----------------------------

Dimming levels table	environmental temperature: 25°C	siteco
-----------------------------	---------------------------------	---------------

Luminous flux %	Dimming level linear	Dimming level logarithmic	Luminous flux [lm]	Power consumption [W]	Power consumption [W]	Power consumption [W]
				start of lifetime	end of lifetime	average
100	254	254	5190	32.7	33.7	33.2
95	241	252	4924	30.8	31.7	31.2
90	229	250	4679	29.1	30.0	29.6
85	216	248	4414	27.3	28.1	27.7
80	203	246	4148	25.5	26.3	25.9
75	190	243	3882	23.7	24.3	24.0
70	178	241	3637	22.1	22.8	22.5
65	165	238	3371	20.4	21.0	20.7
60	152	235	3106	18.8	19.3	19.0
55	140	232	2861	17.2	17.7	17.4
50	127	229	2595	15.7	16.1	15.9
45	114	225	2329	14.1	14.5	14.3
40	102	221	2084	12.7	13.0	12.8
35	89	216	1819	11.2	11.5	11.4
30	76	210	1553	9.7	9.9	9.8
25	63	203	1287	8.2	8.4	8.3
20	51	195	1042	7.0	7.1	7.0
15	38	184	776	5.6	5.7	5.6
11	28	173	572	4.5	4.6	4.6