



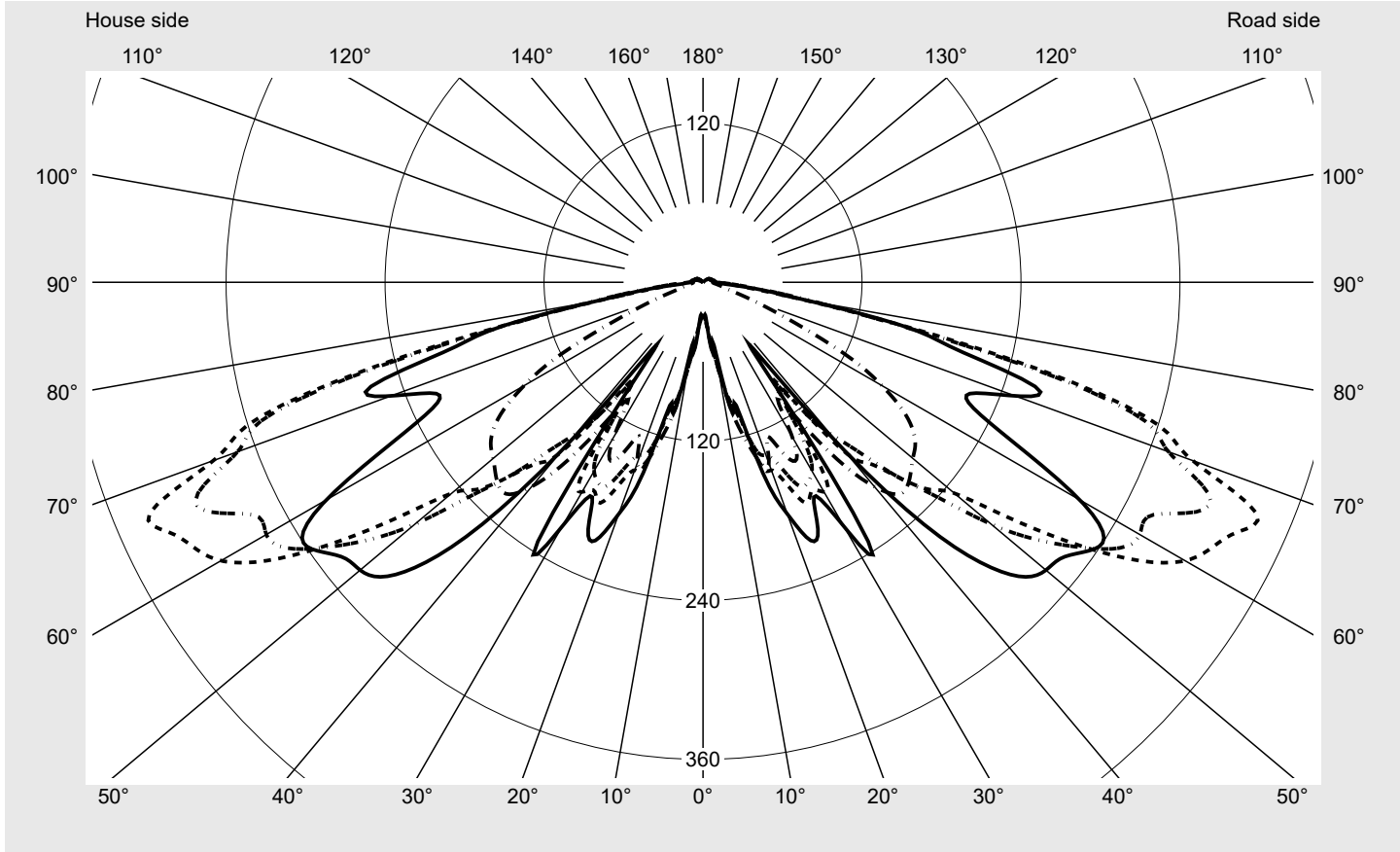
Photometric test report

Family LANTERN CLASSIC LED	Order number: 5XA5245CF14H EAN: 4058352834497	LP number 57126_23
	Version post-top- or mounting to wall arm Optic symmetric, wide distribution (PL1.2s) Cover cover transparent, PMMA Lamps LED 2200 K CRI ≥ 70 Controlgear ECG SITECO iQ Rated values Net luminous flux = 2670 lm Power consumption = 23.9 W Luminous efficacy = 111.7 lm/W	serial documentation 24.02.2023





Luminous intensity in cd/klm C180-0 C205-25 C210-30 C270-90 **Imax: 451 cd/klm**



Luminaire output ratios

Eta	100.0%
Eta 0° - 90°	97.3%
Eta 90° - 180°	2.7%

Luminous intensity class acc. to EN13201-2

Class:	G3
Imax 70°	393.0
Imax 80°	90.3
Imax 90°	9.8
Imax >90°	9.7
Imax >95°	9.0

Measurement conditions

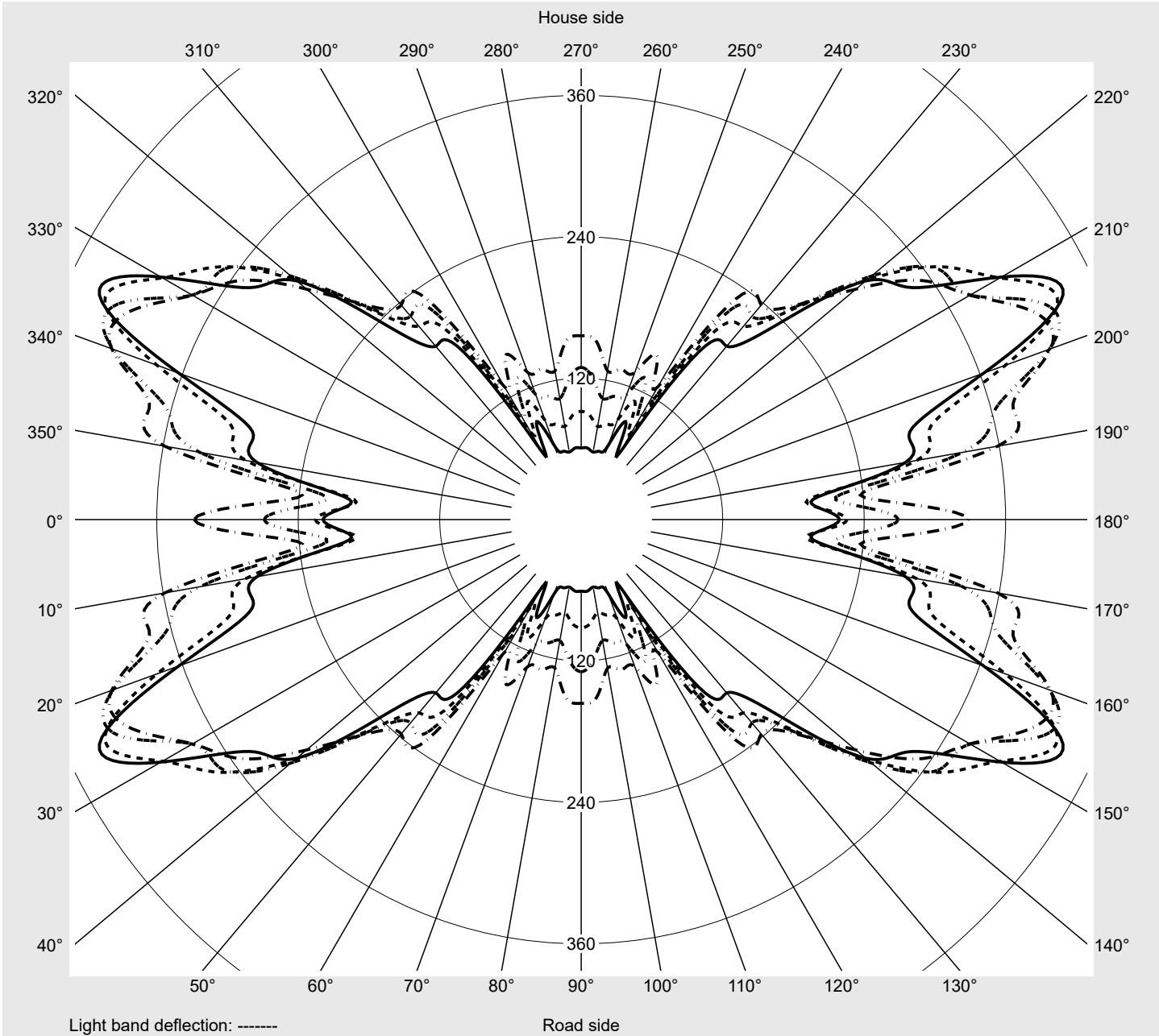
DIN EN 13032 and DIN 5032

Photometric test report

Family LANTERN CLASSIC LED	Order number: 5XA5245CF14H EAN: 4058352834497	LP number 57126_23
---	--	-------------------------------------



Envelope curve in cd/klm **KMK 67.5°** **KMK 65°** **KMK 62.5°** **KMK 60°**



Photometric test report

Family LANTERN CLASSIC LED	Order number: 5XA5245CF14H EAN: 4058352834497	LP number 57126_23
Table of values for luminous intensities		Maximum luminous intensity
		siteco


C-planes	0° 180°	5°	10°	15°	20°	25°	30°	35°	40°	45°
		175° 185° 355°	170° 190° 350°	165° 195° 345°	160° 200° 340°	155° 205° 335°	150° 210° 330°	145° 215° 325°	140° 220° 320°	135° 225° 315°
Luminous intensity in cd/klm										
γ										
0,0°	26.2	26.2	26.2	26.2	26.2	26.2	26.2	26.2	26.2	26.2
2,5°	25.3	25.3	25.4	25.5	25.6	25.6	25.8	26.0	26.2	26.2
5,0°	29.6	29.8	30.2	30.7	31.5	32.3	33.2	33.8	33.7	32.9
7,5°	52.1	51.0	48.4	46.1	44.1	43.1	43.0	43.1	43.4	42.5
10,0°	49.9	53.4	58.7	63.0	66.0	66.6	66.0	67.0	68.6	69.3
12,5°	100.2	87.8	94.1	91.5	95.4	92.1	90.2	87.4	90.2	89.5
15,0°	95.4	106.9	107.0	113.3	106.8	101.0	106.0	125.7	130.3	123.6
17,5°	152.5	145.0	118.0	141.4	142.5	143.8	132.7	136.3	141.3	139.6
20,0°	186.0	175.6	152.5	178.0	170.5	150.8	138.9	133.6	134.1	126.1
22,5°	210.4	213.7	170.0	190.6	184.5	164.7	148.9	139.8	133.3	118.0
25,0°	205.1	181.8	139.1	180.3	180.7	183.7	168.6	154.2	153.0	129.4
27,5°	181.9	167.1	135.8	179.1	176.3	177.6	170.8	153.5	163.7	138.3
30,0°	212.6	193.2	159.5	200.9	190.1	182.7	164.5	143.4	160.6	146.3
32,5°	232.5	195.5	158.3	189.0	181.5	166.0	140.6	95.7	115.2	104.7
35,0°	93.6	81.2	66.4	87.0	88.5	96.3	93.7	77.4	113.3	100.9
37,5°	69.2	67.4	71.7	83.8	100.9	113.3	118.6	116.0	133.2	120.8
40,0°	163.0	150.0	145.9	161.8	169.5	168.7	148.6	133.2	145.8	150.8
42,5°	250.2	202.2	205.7	221.8	206.2	185.2	172.9	171.0	179.2	191.7
45,0°	301.7	228.6	260.0	259.1	240.8	207.6	207.3	212.0	226.4	219.9
47,5°	329.0	244.4	322.3	301.2	274.7	231.4	239.7	236.9	251.4	238.9
50,0°	337.9	247.9	363.0	325.0	294.9	247.6	284.0	270.6	251.0	248.7
52,5°	341.5	236.8	362.0	341.6	320.6	293.0	319.7	308.6	252.1	254.2
55,0°	353.8	236.9	363.1	366.4	359.6	345.6	348.8	327.6	269.0	259.0
57,5°	358.8	240.2	365.8	379.3	398.9	391.0	373.0	338.4	285.7	263.0
60,0°	328.3	237.8	358.8	379.2	423.8	420.2	380.7	353.6	304.2	257.2
62,5°	269.1	216.6	328.6	363.9	422.6	433.3	381.0	370.3	321.5	254.1
65,0°	225.6	193.0	289.0	307.1	382.9	445.6	410.2	374.0	316.1	251.4
67,5°	219.0	197.5	279.4	288.7	363.3	450.9	411.6	343.1	315.1	232.5
70,0°	250.7	211.1	283.7	296.1	335.6	393.0	373.7	322.0	276.4	209.3
72,5°	263.9	215.3	264.3	285.5	329.2	362.0	351.2	283.1	215.3	171.2
75,0°	201.3	185.4	232.1	246.2	283.1	282.9	273.0	200.2	144.2	121.2
77,5°	159.6	136.8	153.1	163.5	177.5	165.7	156.5	110.0	94.8	84.9
80,0°	82.4	65.0	77.4	90.3	83.4	80.3	88.0	75.9	65.2	46.7
82,5°	46.0	41.3	41.9	55.4	44.3	39.4	50.0	56.7	45.5	30.8
85,0°	19.1	19.8	19.9	23.9	21.6	23.6	28.7	31.2	22.1	16.6
87,5°	13.2	13.4	13.7	15.5	15.4	15.9	17.2	15.9	13.9	11.5
90,0°	9.1	9.2	9.7	9.8	9.8	9.8	9.6	9.4	9.2	8.9
92,5°	9.1	9.1	9.4	9.7	9.7	9.4	9.3	9.0	9.0	8.9
95,0°	9.1	9.1	9.2	9.4	9.3	9.2	9.3	8.9	8.9	8.8
97,5°	8.7	9.0	9.0	8.9	9.0	9.0	8.9	8.9	8.7	8.4
100,0°	8.4	8.5	8.5	8.5	8.4	8.7	8.7	8.4	8.1	8.1
102,5°	7.7	7.7	8.0	8.0	8.0	8.0	8.0	7.9	7.5	7.5
105,0°	7.3	7.3	7.4	7.5	7.5	7.3	7.5	7.2	7.1	7.1
107,5°	6.8	6.8	6.8	6.7	6.7	6.7	6.6	6.6	6.6	6.5
110,0°	6.6	6.4	6.3	6.1	6.1	6.1	6.1	6.1	6.1	5.8

Photometric test report

Family LANTERN CLASSIC LED	Order number: 5XA5245CF14H EAN: 4058352834497	LP number 57126_23
Table of values for luminous intensities		Maximum luminous intensity
		siteco

C-planes γ	50° 130° 230° 310°	55° 125° 235° 305°	60° 120° 240° 300°	65° 115° 245° 295°	70° 110° 250° 290°	75° 105° 255° 285°	80° 100° 260° 280°	85° 95° 265° 275°	90° 270°	Phi-zone	Total Phi-zone
	Luminous intensity in cd/klm									Luminous flux in lm/klm	
0,0°	26.2	26.2	26.2	26.2	26.2	26.2	26.2	26.2	26.2	0.0	0.0
2,5°	26.2	26.2	26.2	26.1	26.2	26.2	26.2	26.2	26.2	0.3	0.3
5,0°	32.1	31.6	31.6	33.2	33.0	32.7	32.9	33.0	32.8	0.8	1.1
7,5°	41.2	39.7	38.2	39.0	40.2	42.6	44.9	48.5	50.3	1.6	2.7
10,0°	68.4	62.6	56.9	50.8	50.4	61.6	65.6	67.7	65.6	3.0	5.7
12,5°	87.2	76.5	68.2	64.2	68.1	77.3	86.3	94.4	98.8	5.1	10.7
15,0°	119.4	117.6	103.5	93.8	90.0	93.3	113.7	120.6	121.8	7.8	18.5
17,5°	136.8	127.0	115.3	113.7	109.6	118.0	134.0	142.1	141.8	10.9	29.5
20,0°	133.5	128.7	118.3	124.7	112.2	103.8	129.1	140.6	145.5	13.1	42.6
22,5°	132.5	133.5	119.9	130.6	117.0	92.8	114.2	124.2	126.1	15.1	57.7
25,0°	142.6	146.8	128.4	137.2	131.9	109.1	129.2	140.8	141.6	17.4	75.1
27,5°	147.0	143.8	126.7	140.5	135.6	116.9	129.8	150.8	151.6	19.1	94.3
30,0°	154.1	146.8	121.1	133.5	128.5	111.0	109.4	131.6	134.8	20.9	115.2
32,5°	128.6	129.8	123.6	119.4	113.3	105.9	105.6	108.5	105.0	20.0	135.3
35,0°	128.5	131.0	130.2	139.0	119.8	103.6	121.2	129.8	130.9	16.8	152.0
37,5°	147.5	151.4	131.0	149.6	132.6	129.5	147.3	168.8	172.6	20.4	172.5
40,0°	158.2	159.9	147.5	178.5	157.8	164.2	163.6	195.9	201.3	28.2	200.7
42,5°	202.9	194.2	176.0	213.1	178.2	190.6	178.5	212.4	217.0	36.2	236.9
45,0°	243.8	225.6	194.1	226.4	182.6	203.1	182.8	215.3	217.9	43.0	279.9
47,5°	255.3	247.1	202.6	229.5	183.8	206.0	187.5	210.9	212.6	48.7	328.6
50,0°	266.1	256.0	202.3	223.1	182.7	202.2	180.5	205.4	206.7	52.8	381.3
52,5°	268.3	261.8	189.4	208.2	172.5	192.4	176.0	200.7	201.9	55.9	437.3
55,0°	262.6	258.4	173.6	189.7	162.0	177.6	162.9	189.9	193.1	59.0	496.2
57,5°	252.9	248.6	150.9	170.8	149.8	158.9	147.8	172.5	178.0	61.1	557.3
60,0°	237.6	228.5	130.0	152.7	133.0	131.9	128.2	151.3	156.0	61.3	618.6
62,5°	225.3	212.3	103.0	129.9	113.0	108.3	104.3	119.3	129.1	59.5	678.2
65,0°	214.1	191.1	85.7	108.6	89.8	83.9	80.3	88.3	91.8	56.2	734.3
67,5°	192.0	173.1	65.6	90.0	67.0	59.9	58.2	60.9	60.8	53.3	787.7
70,0°	173.8	152.0	53.8	74.6	52.3	39.2	38.7	39.2	40.3	49.7	837.3
72,5°	141.3	123.5	36.8	58.3	43.0	27.7	25.4	24.5	25.5	45.1	882.4
75,0°	112.6	107.1	33.4	44.4	27.0	21.4	18.9	17.9	18.0	36.2	918.6
77,5°	84.4	86.6	22.4	34.3	18.7	16.5	15.1	14.6	14.6	24.1	942.7
80,0°	39.6	43.6	15.8	16.7	13.0	12.3	12.3	12.0	11.8	13.3	956.0
82,5°	21.6	16.5	11.3	11.3	10.2	10.0	10.0	9.9	9.8	8.1	964.0
85,0°	12.1	11.3	9.6	9.3	8.9	8.9	8.7	8.5	8.2	4.5	968.6
87,5°	10.1	9.4	8.1	8.1	8.0	8.1	7.9	7.7	7.5	3.2	971.7
90,0°	8.7	8.2	7.6	7.5	7.5	7.5	7.5	7.3	7.3	2.4	974.1
92,5°	8.4	8.2	8.0	7.5	7.5	7.6	7.5	7.5	7.3	2.3	976.5
95,0°	8.4	8.3	8.0	7.9	7.5	7.9	7.5	7.5	7.3	2.3	978.8
97,5°	8.4	8.1	8.0	7.5	7.5	7.5	7.5	7.4	7.3	2.3	981.0
100,0°	8.0	8.0	7.5	7.5	7.5	7.2	7.1	7.3	7.1	2.2	983.2
102,5°	7.5	7.4	7.1	7.1	6.8	6.7	6.6	6.6	6.6	2.0	985.2
105,0°	7.1	6.7	6.6	6.5	6.4	6.3	6.1	5.9	5.9	1.8	987.0
107,5°	6.4	6.1	6.0	6.0	5.8	5.7	5.7	5.5	5.2	1.6	988.7
110,0°	5.7	5.7	5.7	5.6	5.5	5.4	5.2	5.2	4.8	1.5	990.2

Photometric test report

Family LANTERN CLASSIC LED	Order number: 5XA5245CF14H EAN: 4058352834497	LP number 57126_23
Table of values for luminous intensities		Maximum luminous intensity
		

C-planes	0° 180°	5°	10°	15°	20°	25°	30°	35°	40°	45°
		175° 185° 355°	170° 190° 350°	165° 195° 345°	160° 200° 340°	155° 205° 335°	150° 210° 330°	145° 215° 325°	140° 220° 320°	135° 225° 315°
		Luminous intensity in cd/klm								
γ										
112,5°	5.9	5.9	5.9	5.9	5.9	6.0	6.1	5.9	5.7	5.7
115,0°	5.9	5.7	5.7	5.7	5.7	5.7	5.9	5.6	5.5	5.5
117,5°	5.5	5.5	5.5	5.5	5.5	5.5	5.5	5.5	5.1	5.2
120,0°	5.5	5.1	5.0	5.0	5.0	5.1	5.2	5.0	5.0	4.9
122,5°	5.0	5.0	5.0	5.0	5.0	5.0	5.0	5.0	4.6	4.7
125,0°	4.1	4.3	4.2	4.1	4.1	4.1	4.2	4.1	4.1	4.1
127,5°	3.2	3.2	3.2	3.2	3.2	3.2	3.2	3.2	3.2	3.2
130,0°	2.7	2.7	2.7	2.7	2.7	2.5	2.5	2.5	2.5	2.4
132,5°	2.3	2.3	2.3	2.3	2.3	2.3	2.3	2.3	2.3	2.3
135,0°	2.3	2.2	2.0	1.9	1.9	1.8	1.8	1.9	1.8	1.8
137,5°	1.8	1.8	1.8	1.8	1.8	1.8	1.8	1.8	1.8	1.8
140,0°	1.4	1.4	1.4	1.4	1.4	1.4	1.4	1.4	1.4	1.4
142,5°	0.9	0.9	0.9	0.9	0.9	0.9	0.9	1.0	0.9	0.9
145,0°	0.9	0.9	0.9	0.9	0.9	0.9	0.9	0.9	0.9	0.9
147,5°	0.9	0.9	0.9	0.9	0.9	0.9	0.9	0.9	0.9	0.9
150,0°	0.0	0.0	0.0	0.0	0.0	0.0	0.0	0.0	0.0	0.0
165,0°	0.0	0.0	0.0	0.0	0.0	0.0	0.0	0.0	0.0	0.0
180,0°	0.0	0.0	0.0	0.0	0.0	0.0	0.0	0.0	0.0	0.0

C-planes	50°	55°	60°	65°	70°	75°	80°	85°	90° 270°	Phi-zone	Total Phi-zone	
	130° 230° 310°	125° 235° 305°	120° 240° 300°	115° 245° 295°	110° 250° 290°	105° 255° 285°	100° 260° 280°	95° 265° 275°				
		Luminous intensity in cd/klm									Luminous flux in lm/klm	
γ												
112,5°	5.5	5.5	5.2	5.2	5.2	5.1	5.1	4.6	3.2	1.4	991.5	
115,0°	5.4	5.2	5.1	5.0	5.0	5.0	4.8	4.1	2.3	1.3	992.9	
117,5°	5.0	5.0	5.0	5.0	4.8	4.8	4.8	3.6	2.3	1.2	994.1	
120,0°	4.9	4.8	4.8	4.7	4.6	4.6	4.3	3.2	2.0	1.1	995.2	
122,5°	4.6	4.6	4.6	4.6	4.6	4.3	4.1	2.8	1.8	1.0	996.2	
125,0°	4.1	4.1	4.1	4.0	3.9	3.8	3.6	2.5	1.8	0.9	997.1	
127,5°	3.2	3.2	3.2	3.2	3.0	2.8	2.7	1.9	1.4	0.7	997.8	
130,0°	2.5	2.4	2.3	2.3	2.3	2.3	2.0	1.8	1.4	0.5	998.3	
132,5°	2.3	2.3	2.3	2.3	2.3	2.0	1.8	1.4	1.4	0.4	998.7	
135,0°	1.8	1.8	1.8	1.8	1.8	1.8	1.4	1.4	0.9	0.4	999.1	
137,5°	1.8	1.8	1.6	1.6	1.5	1.4	1.4	1.0	0.9	0.3	999.4	
140,0°	1.4	1.4	1.4	1.4	1.4	1.3	0.9	0.9	0.9	0.2	999.6	
142,5°	0.9	0.9	0.9	0.9	0.9	0.9	0.9	0.9	0.7	0.2	999.8	
145,0°	0.9	0.9	0.9	0.9	0.9	0.9	0.9	0.8	0.9	0.1	999.9	
147,5°	0.9	0.9	0.9	0.9	0.9	0.9	0.9	0.9	0.9	0.1	1000.0	
150,0°	0.0	0.0	0.0	0.0	0.0	0.0	0.0	0.0	0.0	0.0	1000.0	
165,0°	0.0	0.0	0.0	0.0	0.0	0.0	0.0	0.0	0.0	0.0	1000.0	
180,0°	0.0	0.0	0.0	0.0	0.0	0.0	0.0	0.0	0.0	0.0	1000.0	

Photometric test report

Family LANTERN CLASSIC LED	Order number: 5XA5245CF14H EAN: 4058352834497	LP number 57126_23
---	--	-------------------------------------

Dimming levels table	environmental temperature: 25°C	siteco
-----------------------------	---------------------------------	---------------

Luminous flux %	Dimming level linear	Dimming level logarithmic	Luminous flux [lm]	Power consumption [W]	Power consumption [W]	Power consumption [W]
				start of lifetime	end of lifetime	average
100	254	254	2670	23.9	25.5	24.7
95	241	252	2533	22.5	24.0	23.2
90	229	250	2407	21.2	22.6	21.9
85	216	248	2271	19.9	21.2	20.5
80	203	246	2134	18.6	19.8	19.2
75	190	243	1997	17.4	18.5	18.0
70	178	241	1871	16.2	17.2	16.7
65	165	238	1734	14.9	15.9	15.4
60	152	235	1598	13.8	14.6	14.2
55	140	232	1472	12.7	13.4	13.0
50	127	229	1335	11.5	12.2	11.8
45	114	225	1198	10.3	11.0	10.6
40	102	221	1072	9.4	9.9	9.6
35	89	216	936	8.2	8.7	8.4
30	76	210	799	7.2	7.6	7.4
25	63	203	662	6.2	6.5	6.4
20	51	195	536	5.3	5.5	5.4
15	38	184	399	4.2	4.4	4.3
15	37	183	389	4.1	4.3	4.2