



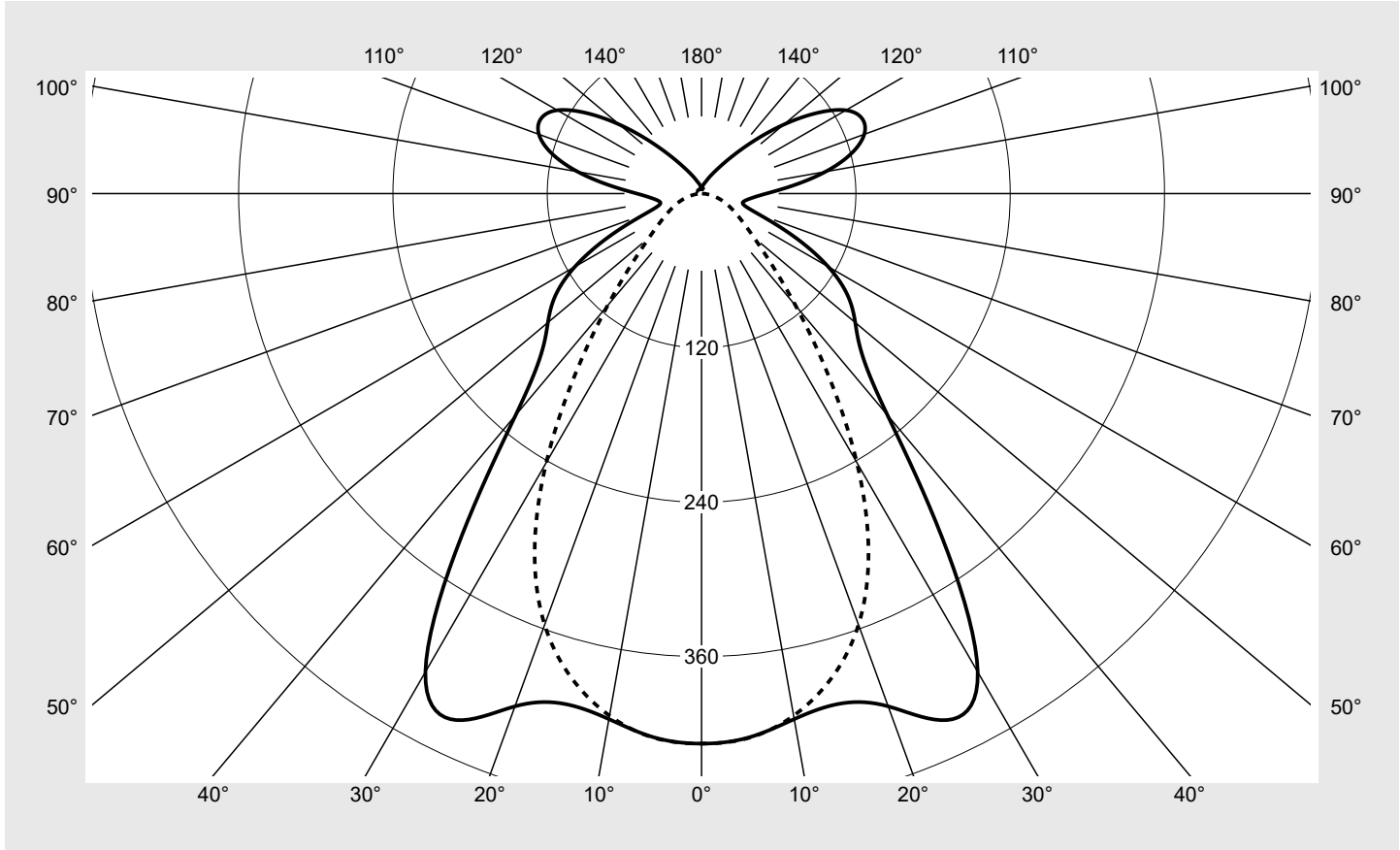
# Photometric test report

<b>Family</b> <b>Licross® 11 Performance</b>	<b>Order number: 51TD16CN69XG</b> <b>EAN: 4069025113795</b>	<b>LP number</b> <b>58520_397</b>
	<b>Version</b> cover frosted, direct-/ indirect distribution <b>Lamps</b> LED 6500 K   CRI ≥ 80 <b>Controlgear</b> ECG-Multilumen CLOi <b>Rated values</b> Net luminous flux = 8960 lm Power consumption = 49.4 W Luminous efficacy = 181.4 lm/W	<b>serial documentation</b> <b>15.05.2024</b>





**Luminous intensity in cd/klm** C180-0 C270-90 **Imax: 452 cd/klm**



Classifications	
DIN 5040	B 5 1
CIE	N1=65 N2=88 N3=96 N4=79 N5=100

Luminaire light output ratios	
$\eta_{LB}$	100.0%
$\phi_u$	79.3%
$\phi_o$	20.7%

Measurement conditions
DIN EN 13032 and DIN 5032

## Photometric test report

<b>Family</b> <b>Licross® 11 Performance</b>	<b>Order number: 51TD16CN69XG</b> <b>EAN: 4069025113795</b>	<b>LP number</b> <b>58520_397</b>
<b>Table of values for luminous intensities</b>		<b>Maximum luminous intensity</b>
		<b>siteco</b>

C-planes γ	0° 180°	15°	30°	45°	60°	75°	90° 270°	Phi-zone	Total Phi-zone
		165° 195° 345°	150° 210° 330°	135° 225° 315°	120° 240° 300°	105° 255° 285°			
Luminous intensity in cd/klm							Luminous flux in lm/klm		
0°	427.7	427.7	427.7	427.7	427.7	427.7	427.7	2.6	2.6
5°	424.4	422.4	420.2	422.1	424.3	424.4	424.8	20.2	22.8
10°	414.9	412.5	408.9	409.5	411.2	411.6	412.2	39.1	61.9
15°	410.8	406.7	398.1	393.2	390.9	389.7	390.1	56.3	118.2
20°	424.3	415.5	394.5	375.8	364.0	357.7	356.8	71.8	190.0
25°	451.7	439.9	403.9	360.3	329.2	311.6	307.2	85.9	275.8
30°	429.5	430.9	412.5	347.4	284.5	251.0	241.5	94.2	370.0
35°	325.6	344.5	379.3	329.0	231.5	183.8	171.0	89.9	460.0
40°	224.9	238.5	293.1	289.7	177.2	125.7	113.8	76.0	535.9
45°	176.4	174.8	199.5	224.7	128.0	84.3	75.7	60.6	596.5
50°	156.0	144.3	136.6	154.2	90.2	58.9	53.2	48.2	644.7
55°	139.0	122.9	98.4	99.7	63.9	43.4	39.8	38.7	683.4
60°	113.7	99.1	72.2	64.7	46.3	33.0	30.8	30.7	714.1
65°	79.7	70.2	51.6	43.8	34.5	25.6	24.0	23.0	737.1
70°	47.7	43.4	35.6	31.1	26.2	19.7	18.2	16.2	753.3
75°	33.9	31.2	26.1	23.2	19.9	14.4	12.7	12.2	765.5
80°	33.7	30.7	23.7	18.2	15.1	9.9	7.5	10.6	776.1
85°	39.3	35.6	26.3	17.2	11.4	6.2	3.2	10.7	786.9
90°	50.4	45.6	32.3	18.9	10.0	3.9	0.6	12.4	799.3
95°	71.3	63.5	42.3	22.5	11.4	4.6	1.0	16.4	815.7
100°	97.9	84.6	52.5	26.5	12.9	5.3	1.6	20.8	836.6
105°	120.7	101.7	62.6	30.2	14.2	6.1	2.4	24.4	860.9
110°	134.6	112.6	69.4	33.2	15.3	6.7	2.9	26.3	887.2
115°	137.8	115.5	72.0	34.6	16.0	7.2	3.2	26.1	913.3
120°	129.6	108.9	68.7	33.6	15.7	7.4	3.5	23.8	937.1
125°	109.1	92.2	59.5	30.3	14.7	7.4	3.7	19.5	956.6
130°	83.4	71.0	47.4	25.5	13.2	7.2	3.7	14.5	971.2
135°	58.6	50.3	35.1	20.5	11.4	6.8	3.7	10.0	981.2
140°	39.2	34.3	25.3	16.3	9.8	6.3	3.7	6.7	987.9
145°	26.6	23.8	18.6	13.0	8.2	5.4	3.7	4.4	992.3
150°	18.7	17.2	14.2	10.0	6.9	5.0	3.7	2.9	995.2
155°	13.8	12.8	10.8	7.8	6.8	4.4	3.6	2.0	997.2
160°	10.2	9.8	7.9	6.8	5.6	4.6	3.5	1.3	998.5
165°	8.2	7.8	6.5	5.6	5.0	4.1	3.7	0.8	999.3
170°	6.4	5.6	4.7	4.7	5.0	4.1	3.9	0.5	999.8
175°	4.2	3.7	4.1	4.1	4.1	4.2	4.2	0.2	1000.0
180°	3.7	3.7	3.7	3.7	3.7	3.7	3.7	0.0	1000.0

## Photometric test report

<b>Family</b> Licross® 11 Performance	<b>Order number: 51TD16CN69XG</b> <b>EAN: 4069025113795</b>	<b>LP number</b> 58520_397
--	--	-------------------------------

<b>UGR-Table</b>	<b>Standard room</b>	<b>siteco</b>
------------------	----------------------	---------------

Reflection factor of ceiling	0.7	0.7	0.5	0.5	0.3	0.7	0.7	0.5	0.5	0.3	
Reflection factor of walls	0.5	0.3	0.5	0.3	0.3	0.5	0.3	0.5	0.3	0.3	
Reflection factor of floor	0.2	0.2	0.2	0.2	0.2	0.2	0.2	0.2	0.2	0.2	
Room dimensions	View crosswise (C0)					View endwise (C90)					
x	y										
2H	2H	18.7	20.0	19.3	20.5	21.2	14.9	16.2	15.5	16.7	17.4
	3H	19.3	20.4	19.9	21.0	21.7	15.3	16.4	15.9	17.0	17.7
	4H	19.5	20.5	20.1	21.1	21.8	15.5	16.6	16.1	17.2	17.9
	6H	19.7	20.6	20.4	21.3	22.0	15.6	16.6	16.3	17.2	18.0
	8H	20.0	20.8	20.6	21.4	22.2	15.6	16.5	16.3	17.2	17.9
	12H	20.3	21.0	21.0	21.7	22.5	15.6	16.5	16.3	17.2	17.9
4H	2H	18.7	19.7	19.3	20.3	21.0	15.4	16.4	16.0	17.0	17.7
	3H	19.4	20.2	20.0	20.9	21.7	15.9	16.8	16.6	17.4	18.2
	4H	19.6	20.4	20.3	21.1	21.9	16.2	17.0	16.9	17.7	18.5
	6H	20.1	20.7	20.8	21.4	22.2	16.4	17.1	17.1	17.8	18.6
	8H	20.4	21.0	21.1	21.7	22.6	16.5	17.1	17.2	17.8	18.7
	12H	20.9	21.4	21.7	22.2	23.1	16.5	17.1	17.3	17.8	18.7
8H	4H	19.6	20.2	20.3	20.9	21.8	16.4	17.0	17.1	17.7	18.5
	6H	20.2	20.7	20.9	21.4	22.3	16.7	17.2	17.5	18.0	18.9
	8H	20.6	21.1	21.4	21.8	22.7	16.9	17.4	17.7	18.1	19.0
	12H	21.4	21.8	22.2	22.5	23.5	17.0	17.4	17.8	18.2	19.1
12H	4H	19.5	20.1	20.3	20.8	21.7	16.4	16.9	17.1	17.6	18.5
	6H	20.1	20.6	20.9	21.3	22.2	16.9	17.3	17.6	18.0	18.9
	8H	20.7	21.1	21.5	21.8	22.7	17.1	17.5	17.9	18.2	19.2

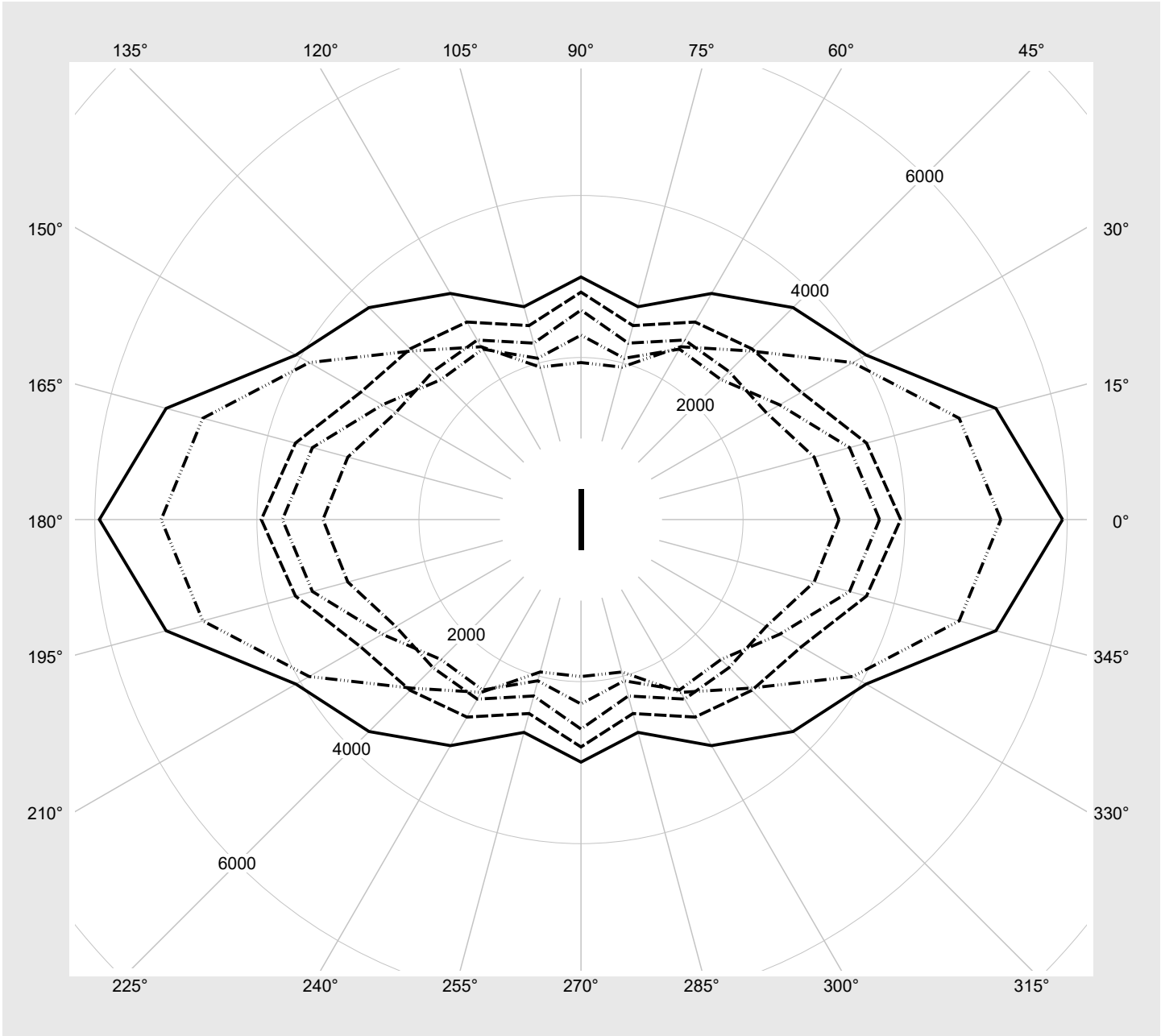
<b>Luminance table</b>	<b>Max. for <math>\gamma \geq 65^\circ</math></b>	<b>Photometric dimensions in mm:</b>	<b>L = 1480</b>	<b>H(C0) = 36</b>	<b>H(C180) = 36</b>
			<b>B = 115</b>	<b>H(C90) = 0</b>	<b>H(C270) = 0</b>

C-planes	$\gamma$	Luminance in cd/m <sup>2</sup>							
		0° 180°	15° 165° 195° 345°	30° 150° 210° 330°	45° 135° 225° 315°	60° 120° 240° 300°	75° 105° 255° 285°	90° 270°	
45°	10003.0	9992.2	11685.5	13697.2	8243.0	5806.7	5632.7		
50°	9305.0	8685.0	8452.6	9993.5	6227.8	4401.5	4354.6		
55°	8816.0	7879.9	6511.8	6954.5	4792.9	3570.0	3650.8		
60°	7761.7	6849.7	5170.8	4924.7	3838.9	3051.4	3242.6		
65°	5943.7	5300.9	4062.1	3699.8	3221.9	2719.7	2993.8		
70°	3945.7	3648.1	3140.6	2980.8	2814.9	2478.5	2806.4		
75°	3184.5	2979.1	2639.9	2584.2	2558.7	2254.3	2585.4		
80°	3684.6	3431.3	2831.4	2443.3	2429.1	2060.4	2275.9		
85°	5181.3	4832.0	3874.2	2943.7	2462.8	1947.8	1937.7		

**Photometric test report**

<b>Family</b> <b>Licross® 11 Performance</b>	<b>Order number: 51TD16CN69XG</b> <b>EAN: 4069025113795</b>	<b>LP number</b> <b>58520_397</b>
---	--	--------------------------------------

**Luminance values in cd/m<sup>2</sup>**     γ 65°   γ 70°   γ 75°   γ 80°   γ 85°     **siteco**



## Photometric test report

<b>Family</b> Licross® 11 Performance	<b>Order number: 51TD16CN69XG</b> <b>EAN: 4069025113795</b>	<b>LP number</b> <b>58520_397</b>
--	--	--------------------------------------

<b>Multilumen Table</b>	environmental temperature: 25°C	<b>sITeco</b>
-------------------------	---------------------------------	---------------

DIP-Step	Switch Setting			Luminous flux [lm]	Power consumption [W]	Power consumption	Power consumption
	1	2	3			[W] end of lifetime	[W] average
1	A	C	E	8960	49.4	55.3	52.4
2	A	C	F	8440	46.3	51.7	49.0
3	A	D	E	7920	43.1	48.1	45.6
4	A	D	F	7470	40.5	44.5	42.5
5	B	C	E	6940	37.4	41.8	39.6
6	B	C	F	6470	34.7	38.3	36.5
7	B	D	E	5940	31.8	35.2	33.5
8	B	D	F	5470	29.2	32.2	30.7