
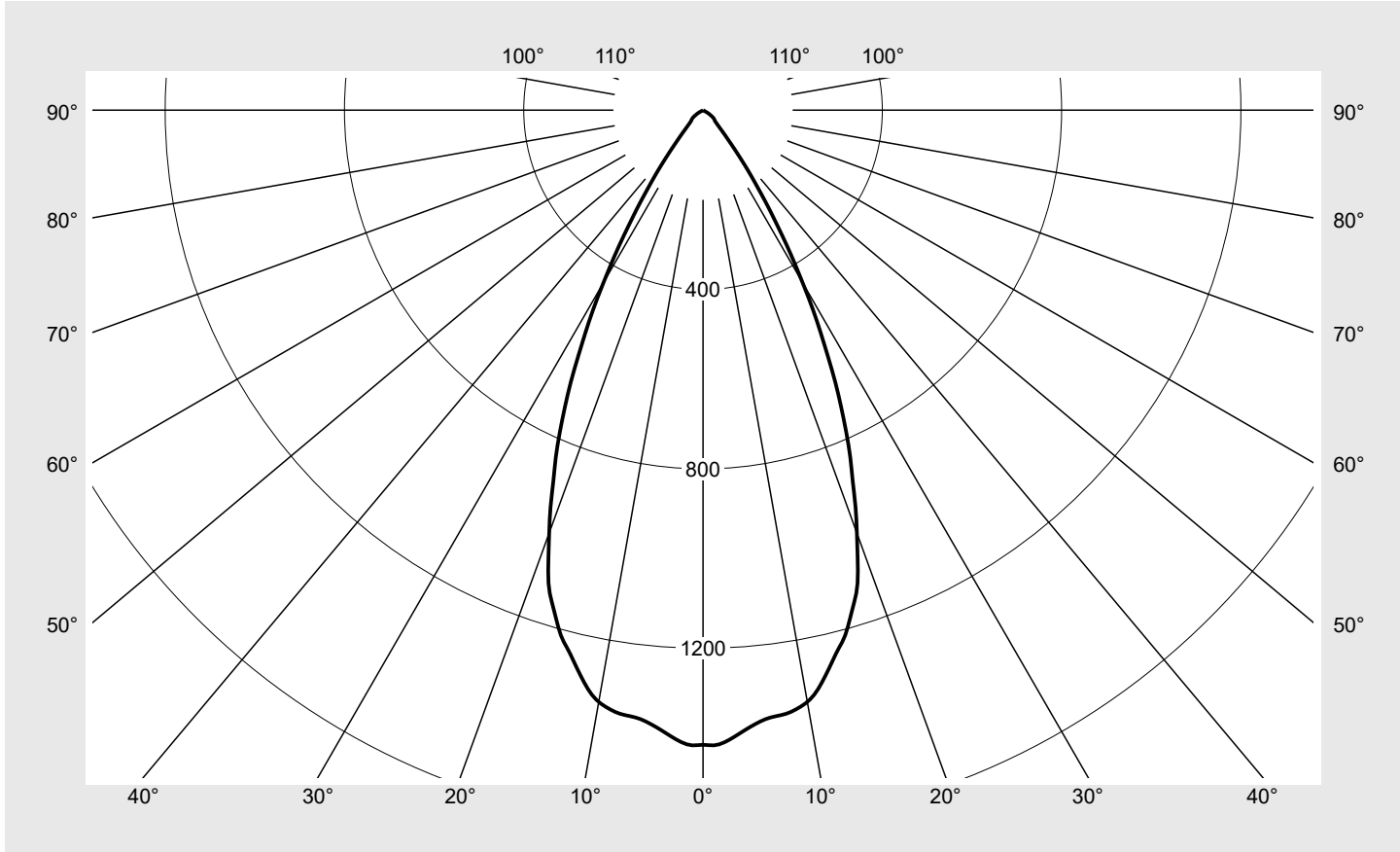


# Photometric test report

<b>Family</b> <b>Lunis 21</b>	<b>Order number: 51DB17TA91C</b> <b>EAN: 4069025013125</b>	<b>LP number</b> <b>59573_30</b>
	<b>Version</b>	recessed luminaire, Combined lens and reflector optics, reflector, black, rotationally symmetrical medium distribution, adjustable color temperature: 3000K   4000K   6500K, UGR≤19 (L65≤3000cd/m²)
	<b>Lamps</b>	LED 4000 K   CRI ≥ 80
	<b>Controlgear</b>	ECG Multilumen
	<b>Setting</b>	factory setting: DIP-Step=1, colour temperature 4000K
<b>Rated values</b>	Net luminous flux = 810 lm Power consumption = 6.0 W Luminous efficacy = 135 lm/W	<b>serial documentation</b> 11.04.2024
		

**Luminous intensity in cd/klm** C180-0 **Imax: 1417 cd/klm**



Classifications	
DIN 5040	A 7 0
CIE	N1=95 N2=100 N3=100 N4=100 N5=100

Luminaire light output ratios	
$\eta_{LB}$	100.0%
$\phi_u$	100.0%
$\phi_o$	0.0%

**Measurement conditions**  
 DIN EN 13032 and DIN 5032

## Photometric test report

<b>Family</b> Lunis 21	<b>Order number: 51DB17TA91C</b> <b>EAN: 4069025013125</b>	<b>LP number</b> 59573_30
<b>Table of values for luminous intensities</b>		<b>Maximum luminous intensity</b>
		<b>siteco</b>

C-planes	0°	Phi-zone	Total Phi-zone
$\gamma$	Luminous intensity in cd/klm		Luminous flux in lm/klm
0°	1415.3	0.3	0.3
1°	1416.8	2.7	3.1
2°	1409.9	5.4	8.4
3°	1397.4	8.0	16.5
4°	1384.1	10.6	27.1
5°	1372.7	13.1	40.2
6°	1364.4	15.6	55.8
7°	1361.0	18.2	74.0
8°	1358.1	20.7	94.7
9°	1350.7	23.2	117.9
10°	1340.1	25.5	143.4
11°	1322.2	27.7	171.1
12°	1296.4	29.6	200.6
13°	1268.5	31.3	231.9
14°	1241.6	32.9	264.9
15°	1217.8	34.6	299.4
16°	1184.9	35.8	335.3
17°	1150.7	36.9	372.1
18°	1114.5	37.8	409.9
19°	1059.7	37.8	447.7
20°	1003.6	37.6	485.4
21°	949.8	37.3	522.7
22°	891.3	36.6	559.3
23°	840.7	36.0	595.4
24°	785.1	35.0	630.4
25°	728.0	33.7	664.1
26°	670.9	32.3	696.4
27°	609.9	30.4	726.7
28°	554.4	28.5	755.3
29°	500.5	26.6	781.9
30°	444.1	24.4	806.2
31°	393.2	22.2	828.4
32°	344.6	20.0	848.5
33°	297.9	17.8	866.2
34°	258.6	15.9	882.1
35°	219.9	13.8	895.9
36°	188.6	12.2	908.1
37°	159.9	10.6	918.7
38°	133.0	9.0	927.6
39°	111.0	7.7	935.3
40°	92.3	6.5	941.8
41°	78.5	5.6	947.4
42°	67.1	4.9	952.4
43°	57.6	4.3	956.7
44°	50.8	3.9	960.5
45°	45.3	3.5	964.1
46°	41.3	3.3	967.3

C-planes	0°	Phi-zone	Total Phi-zone
$\gamma$	Luminous intensity in cd/klm		Luminous flux in lm/klm
47°	38.2	3.1	970.4
48°	35.6	2.9	973.3
49°	34.3	2.8	976.1
50°	33.5	2.8	978.9
51°	32.0	2.7	981.7
52°	30.5	2.6	984.3
53°	28.9	2.5	986.8
54°	26.7	2.4	989.2
55°	24.2	2.2	991.4
56°	20.9	1.9	993.3
57°	18.3	1.7	994.9
58°	16.1	1.5	996.4
59°	13.5	1.3	997.7
60°	9.6	0.9	998.6
61°	6.6	0.6	999.2
62°	4.1	0.4	999.7
63°	2.1	0.2	999.9
64°	0.7	0.1	999.9
65°	0.3	0.0	1000.0
66°	0.3	0.0	1000.0
67°	0.0	0.0	1000.0
68°	0.0	0.0	1000.0
69°	0.1	0.0	1000.0
70°	0.0	0.0	1000.0
71°	0.0	0.0	1000.0
72°	0.0	0.0	1000.0
73°	0.0	0.0	1000.0
74°	0.0	0.0	1000.0
75°	0.0	0.0	1000.0
76°	0.0	0.0	1000.0
77°	0.0	0.0	1000.0
78°	0.0	0.0	1000.0
79°	0.0	0.0	1000.0
80°	0.0	0.0	1000.0
81°	0.0	0.0	1000.0
82°	0.0	0.0	1000.0
83°	0.0	0.0	1000.0
84°	0.0	0.0	1000.0
85°	0.0	0.0	1000.0
86°	0.0	0.0	1000.0
87°	0.0	0.0	1000.0
88°	0.0	0.0	1000.0
89°	0.0	0.0	1000.0
90°	0.0	0.0	1000.0
91°	0.0	0.0	1000.0
180°	0.0	0.0	1000.0

## Photometric test report

Family <b>Lunis 21</b>	Order number: <b>51DB17TA91C</b> EAN: <b>4069025013125</b>	LP number <b>59573_30</b>
---------------------------	---	------------------------------

<b>UGR-Table</b>	<b>Standard room</b>	<b>siteco</b>
------------------	----------------------	---------------

Reflection factor of ceiling	0.7	0.7	0.5	0.5	0.3	0.7	0.7	0.5	0.5	0.3	
Reflection factor of walls	0.5	0.3	0.5	0.3	0.3	0.5	0.3	0.5	0.3	0.3	
Reflection factor of floor	0.2	0.2	0.2	0.2	0.2	0.2	0.2	0.2	0.2	0.2	
Room dimensions	View crosswise (C0)					View endwise (C90)					
x	y										
2H	2H	18.6	19.7	19.0	20.0	20.4	18.6	19.7	19.0	20.0	20.4
	3H	18.5	19.4	18.8	19.8	20.1	18.5	19.4	18.8	19.8	20.1
	4H	18.4	19.3	18.8	19.6	20.0	18.4	19.3	18.8	19.6	20.0
	6H	18.3	19.1	18.7	19.5	19.9	18.3	19.1	18.7	19.5	19.9
	8H	18.4	19.0	18.8	19.4	19.8	18.4	19.0	18.8	19.4	19.8
	12H	18.4	18.9	18.8	19.3	19.7	18.4	18.9	18.8	19.3	19.7
4H	2H	18.4	19.3	18.8	19.7	20.1	18.4	19.3	18.8	19.7	20.1
	3H	18.2	19.0	18.7	19.4	19.8	18.2	19.0	18.7	19.4	19.8
	4H	18.1	18.8	18.6	19.2	19.6	18.1	18.8	18.6	19.2	19.6
	6H	18.0	18.6	18.5	19.0	19.5	18.0	18.6	18.5	19.0	19.5
	8H	18.0	18.5	18.5	18.9	19.4	18.0	18.5	18.5	18.9	19.4
	12H	18.0	18.4	18.5	18.8	19.3	18.0	18.4	18.5	18.8	19.3
8H	4H	18.0	18.5	18.5	18.9	19.4	18.0	18.5	18.5	18.9	19.4
	6H	17.9	18.3	18.4	18.7	19.3	17.9	18.3	18.4	18.7	19.3
	8H	17.8	18.2	18.3	18.6	19.2	17.8	18.2	18.3	18.6	19.2
	12H	17.8	18.0	18.3	18.5	19.1	17.8	18.0	18.3	18.5	19.1
12H	4H	18.0	18.4	18.5	18.8	19.3	18.0	18.4	18.5	18.8	19.3
	6H	17.9	18.2	18.4	18.6	19.2	17.9	18.2	18.4	18.6	19.2
	8H	17.8	18.0	18.3	18.5	19.1	17.8	18.0	18.3	18.5	19.1

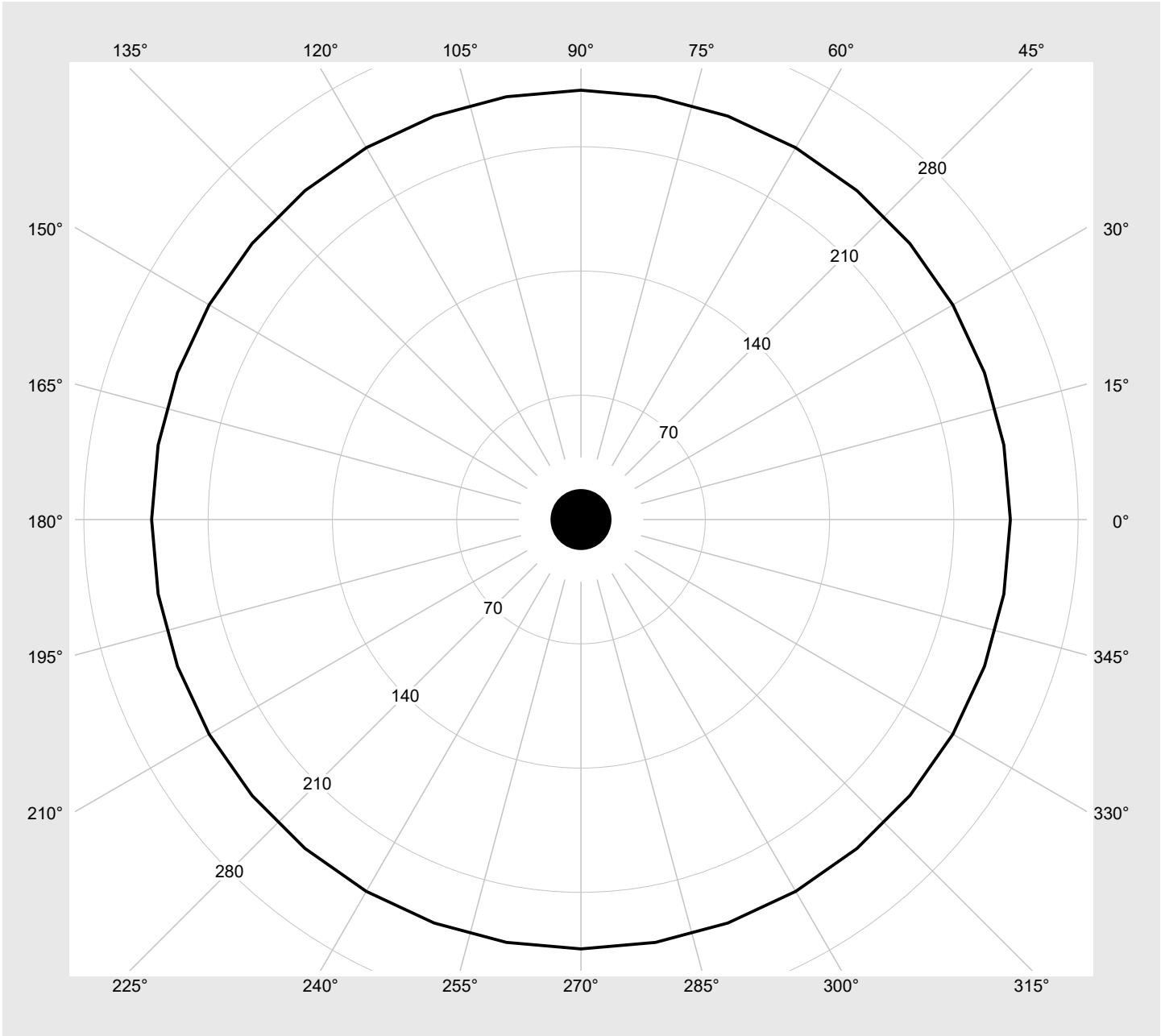
<b>Luminance table</b>	<b>Max. for <math>\gamma \geq 65^\circ</math></b>	<b>Photometric dimensions in mm: D = 57</b>
------------------------	---	---

<b>C-planes</b>	<b>0°</b>
$\gamma$	<b>Luminance in cd/m<sup>2</sup></b>
45°	20314.6
50°	16548.8
55°	13365.1
60°	6088.3
65°	241.9
70°	0.0
75°	0.0
80°	0.0
85°	0.0

**Photometric test report**


<b>Family</b> Lunis 21	<b>Order number: 51DB17TA91C</b> <b>EAN: 4069025013125</b>	<b>LP number</b> 59573_30
---------------------------	---	------------------------------

**Luminance values in cd/m<sup>2</sup>**       $\gamma$  65°      $\gamma$  70°      $\gamma$  75°      $\gamma$  80°      $\gamma$  85°



### Photometric test report

<b>Family</b> <b>Lunis 21</b>	<b>Order number: 51DB17TA91C</b> <b>EAN: 4069025013125</b>	<b>LP number</b> <b>59573_30</b>
----------------------------------	---	-------------------------------------

<b>Multilumen Table</b>	environmental temperature: 25°C	
-------------------------	---------------------------------	---

DIP-Step	Switch Setting				Luminous flux [lm]	Power consumption [W]
	1	2	3	4		
2	OFF	OFF	ON	OFF	1070	8.0
1	OFF	OFF	OFF	ON	810	6.0
0	OFF	OFF	OFF	OFF	580	4.4