

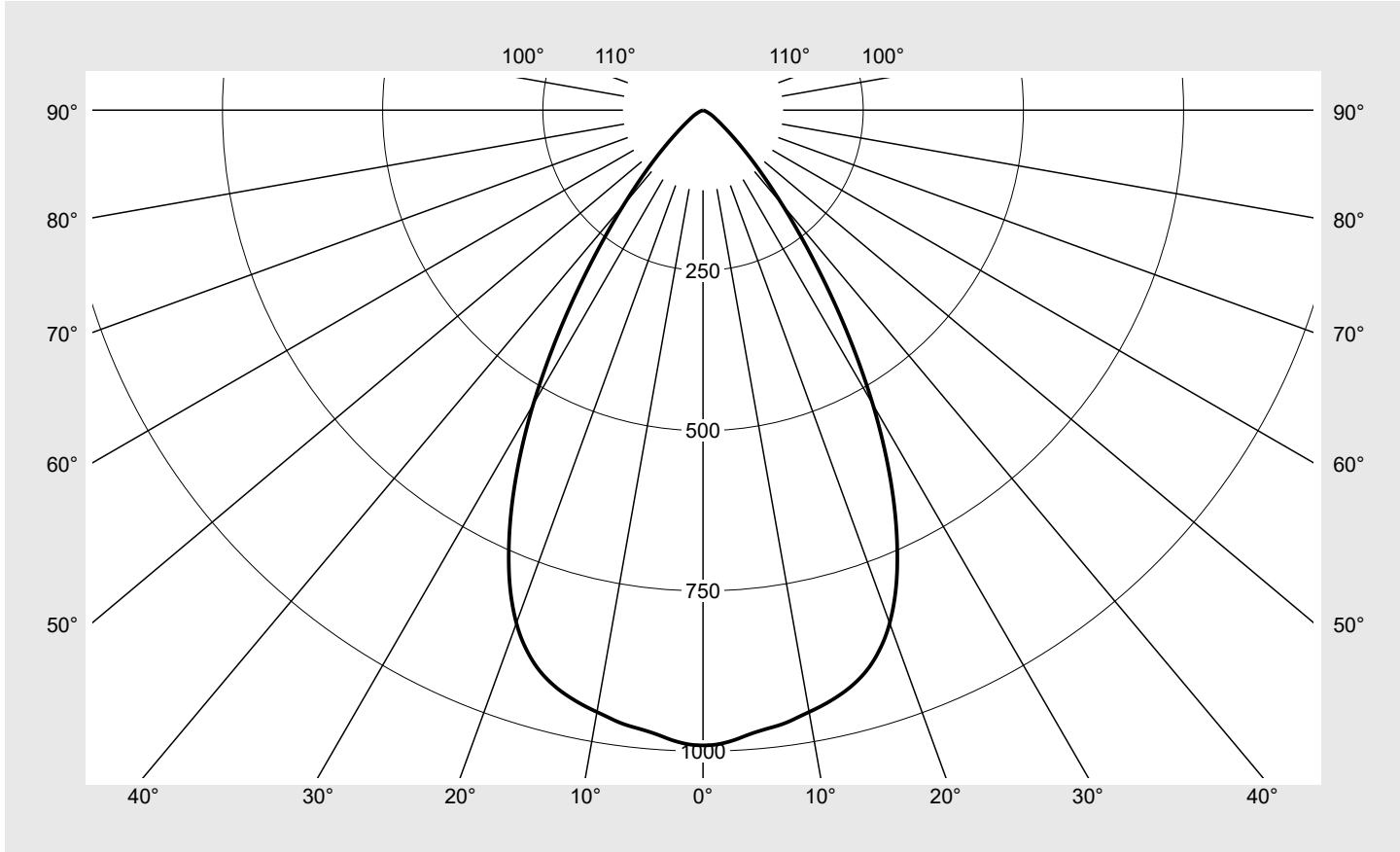


Photometric test report

Family Lunis 21	Order number: 51DB19ED91C EAN: 4069025012944	LP number 59250_16
	Version recessed luminaire, Combined lens and reflector optics, reflector, aluminium, matt, rotationally symmetrical wide distribution, adjustable color temperature: 3000K 4000K 6500K, UGR≤19 (L65≤3000cd/m²)	serial documentation 15.03.2024
	Lamps LED 4000 K CRI ≥ 80	
	Controlgear ECG Multilumen	
	Setting factory setting: DIP-Step=5, colour temperature 4000K	
Rated values Net luminous flux = 2020 lm Power consumption = 12.2 W Luminous efficacy = 165.6 lm/W		

Luminous intensity in cd/klm C180-0 **Imax: 991 cd/klm**



Classifications	
DIN 5040	A 7 0
CIE	N1=90 N2=99 N3=100 N4=100 N5=100

Luminaire light output ratios	
η_{LB}	100.0%
ϕ_u	100.0%
ϕ_o	0.0%

Measurement conditions
 DIN EN 13032 and DIN 5032

Photometric test report

Family Lunis 21	Order number: 51DB19ED91C EAN: 4069025012944	LP number 59250_16
Table of values for luminous intensities		Maximum luminous intensity
		siteco

C-planes	0°	Phi-zone	Total Phi-zone
γ	Luminous intensity in cd/klm Luminous flux in lm/klm		
0°	991.0	0.2	0.2
1°	990.2	1.9	2.1
2°	987.4	3.8	5.9
3°	983.1	5.6	11.6
4°	977.7	7.5	19.0
5°	973.2	9.3	28.3
6°	969.9	11.1	39.5
7°	967.0	12.9	52.4
8°	963.2	14.7	67.1
9°	958.1	16.4	83.5
10°	953.4	18.2	101.7
11°	948.9	19.9	121.5
12°	943.7	21.5	143.0
13°	938.0	23.1	166.2
14°	931.4	24.7	190.9
15°	923.4	26.2	217.1
16°	913.8	27.6	244.7
17°	902.0	28.9	273.6
18°	887.7	30.1	303.7
19°	871.2	31.1	334.8
20°	851.7	31.9	366.8
21°	829.0	32.6	399.3
22°	803.8	33.0	432.4
23°	775.6	33.2	465.6
24°	745.0	33.2	498.8
25°	712.8	33.0	531.9
26°	678.8	32.6	564.5
27°	643.2	32.0	596.5
28°	606.3	31.2	627.7
29°	568.5	30.2	658.0
30°	529.9	29.1	687.0
31°	490.1	27.7	714.7
32°	450.9	26.2	740.9
33°	412.3	24.6	765.5
34°	374.8	23.0	788.5
35°	338.4	21.3	809.8
36°	304.0	19.6	829.4
37°	272.4	18.0	847.4
38°	243.0	16.4	863.8
39°	216.5	14.9	878.7
40°	191.9	13.5	892.2
41°	170.0	12.2	904.5
42°	149.7	11.0	915.5
43°	131.6	9.8	925.3
44°	115.3	8.8	934.1
45°	100.7	7.8	941.9
46°	87.5	6.9	948.8

C-planes	0°	Phi-zone	Total Phi-zone
γ	Luminous intensity in cd/klm Luminous flux in lm/klm		
47°	75.9	6.1	954.9
48°	65.6	5.3	960.2
49°	56.7	4.7	964.9
50°	49.5	4.2	969.1
51°	43.1	3.7	972.7
52°	37.7	3.3	976.0
53°	33.2	2.9	978.9
54°	29.3	2.6	981.5
55°	26.1	2.3	983.9
56°	23.5	2.1	986.0
57°	21.3	2.0	988.0
58°	19.3	1.8	989.7
59°	17.5	1.6	991.4
60°	15.5	1.5	992.9
61°	13.6	1.3	994.2
62°	11.5	1.1	995.3
63°	9.8	1.0	996.2
64°	8.3	0.8	997.0
65°	7.1	0.7	997.7
66°	6.0	0.6	998.4
67°	5.1	0.5	998.9
68°	4.0	0.4	999.3
69°	2.8	0.3	999.6
70°	1.7	0.2	999.7
71°	1.0	0.1	999.8
72°	0.7	0.1	999.9
73°	0.4	0.0	999.9
74°	0.2	0.0	1000.0
75°	0.0	0.0	1000.0
76°	0.0	0.0	1000.0
77°	0.0	0.0	1000.0
78°	0.0	0.0	1000.0
79°	0.0	0.0	1000.0
80°	0.0	0.0	1000.0
81°	0.0	0.0	1000.0
82°	0.0	0.0	1000.0
83°	0.0	0.0	1000.0
84°	0.0	0.0	1000.0
85°	0.0	0.0	1000.0
86°	0.0	0.0	1000.0
87°	0.0	0.0	1000.0
88°	0.0	0.0	1000.0
89°	0.0	0.0	1000.0
90°	0.0	0.0	1000.0

Photometric test report

Family Lunis 21	Order number: 51DB19ED91C EAN: 4069025012944	LP number 59250_16
---------------------------	---	------------------------------

UGR-Table	Standard room	siteco
------------------	----------------------	---------------

Reflection factor of ceiling	0.7	0.7	0.5	0.5	0.3	0.7	0.7	0.5	0.5	0.3	
Reflection factor of walls	0.5	0.3	0.5	0.3	0.3	0.5	0.3	0.5	0.3	0.3	
Reflection factor of floor	0.2	0.2	0.2	0.2	0.2	0.2	0.2	0.2	0.2	0.2	
Room dimensions	View crosswise (C0)					View endwise (C90)					
x	y										
2H	2H	18.8	20.0	19.1	20.3	20.6	18.8	20.0	19.1	20.3	20.6
	3H	18.6	19.7	19.0	20.0	20.4	18.6	19.7	19.0	20.0	20.4
	4H	18.6	19.5	19.0	19.9	20.3	18.6	19.5	19.0	19.9	20.3
	6H	18.5	19.4	18.9	19.7	20.1	18.5	19.4	18.9	19.7	20.1
	8H	18.6	19.3	19.0	19.7	20.1	18.6	19.3	19.0	19.7	20.1
	12H	18.5	19.2	19.0	19.6	20.0	18.5	19.2	19.0	19.6	20.0
4H	2H	18.6	19.6	19.0	19.9	20.3	18.6	19.6	19.0	19.9	20.3
	3H	18.5	19.3	18.9	19.6	20.1	18.5	19.3	18.9	19.6	20.1
	4H	18.4	19.1	18.8	19.5	19.9	18.4	19.1	18.8	19.5	19.9
	6H	18.3	18.9	18.7	19.3	19.8	18.3	18.9	18.7	19.3	19.8
	8H	18.2	18.8	18.7	19.2	19.7	18.2	18.8	18.7	19.2	19.7
	12H	18.2	18.7	18.7	19.1	19.6	18.2	18.7	18.7	19.1	19.6
8H	4H	18.2	18.8	18.7	19.2	19.7	18.2	18.8	18.7	19.2	19.7
	6H	18.1	18.6	18.6	19.0	19.5	18.1	18.6	18.6	19.0	19.5
	8H	18.1	18.4	18.6	18.9	19.5	18.1	18.4	18.6	18.9	19.5
	12H	18.0	18.3	18.6	18.8	19.4	18.0	18.3	18.6	18.8	19.4
12H	4H	18.2	18.7	18.7	19.1	19.6	18.2	18.7	18.7	19.1	19.6
	6H	18.1	18.4	18.6	18.9	19.5	18.1	18.4	18.6	18.9	19.5
	8H	18.0	18.3	18.6	18.8	19.4	18.0	18.3	18.6	18.8	19.4

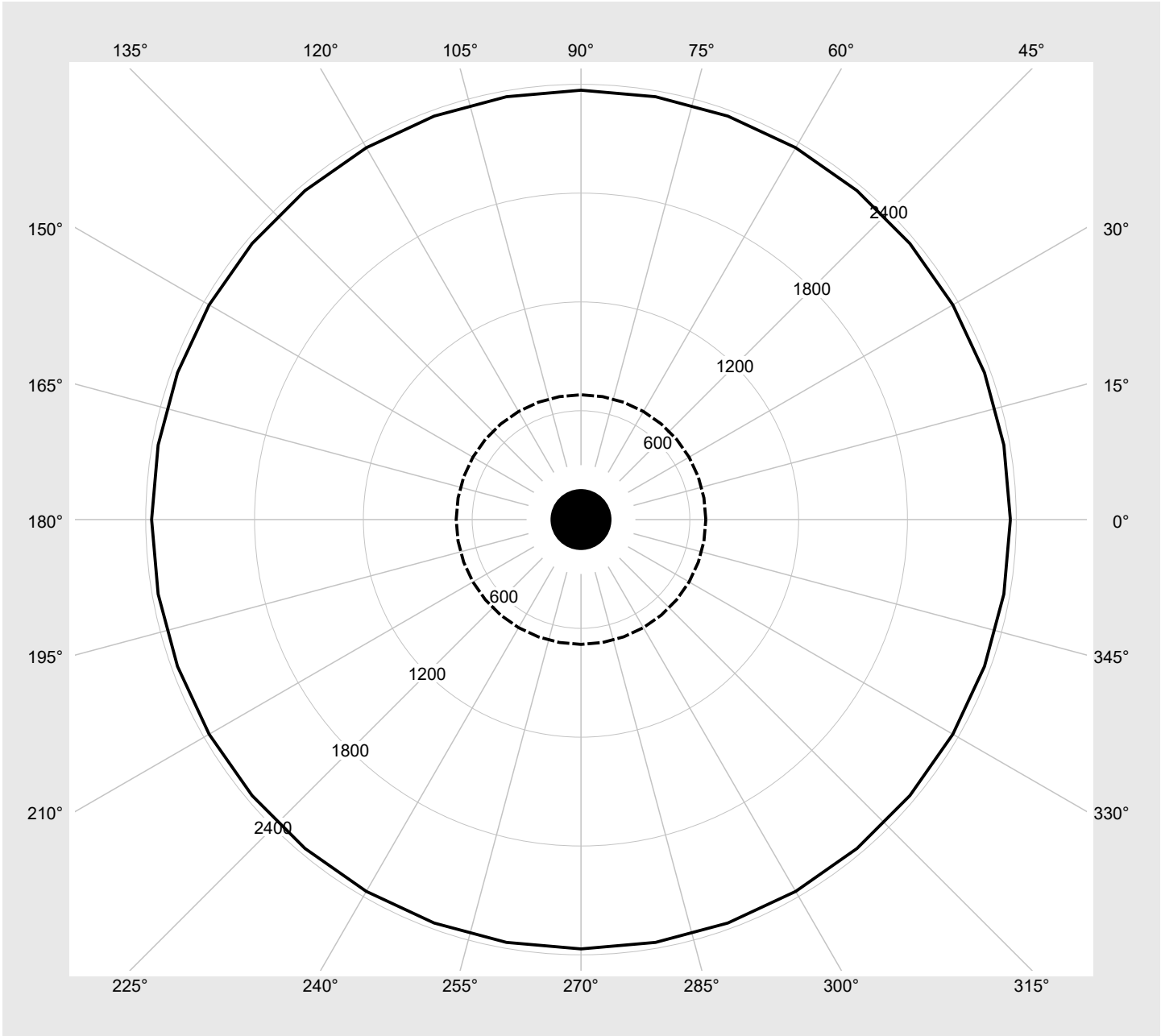
Luminance table	Max. for $\gamma \geq 65^\circ$	Photometric dimensions in mm: D = 135
------------------------	---	--

C-planes	0°
γ	Luminance in cd/m²
45°	20096.1
50°	10862.5
55°	6432.2
60°	4385.8
65°	2367.5
70°	688.2
75°	20.7
80°	14.6
85°	30.8

Photometric test report

Family Lunis 21	Order number: 51DB19ED91C EAN: 4069025012944	LP number 59250_16
---------------------------	---	------------------------------

Luminance values in cd/m²
γ 65°
γ 70°
γ 75°
γ 80°
γ 85°
siteco



Photometric test report

Family Lunis 21	Order number: 51DB19ED91C EAN: 4069025012944	LP number 59250_16
---------------------------	---	------------------------------

Multilumen Table	environmental temperature: 25°C	siteco
-------------------------	---------------------------------	---------------

DIP-Step	Switch Setting				Luminous flux [lm]	Power consumption [W]
	1	2	3	4		
12	ON	ON	OFF	OFF	3900	25.4
11	ON	OFF	ON	ON	3490	21.7
10	ON	OFF	ON	OFF	3270	20.3
9	ON	OFF	OFF	ON	3110	19.2
8	ON	OFF	OFF	OFF	2890	17.7
7	OFF	ON	ON	ON	2530	15.5
6	OFF	ON	ON	OFF	2260	13.7
5	OFF	ON	OFF	ON	2020	12.2
4	OFF	ON	OFF	OFF	1730	10.5
3	OFF	OFF	ON	ON	1610	9.7
2	OFF	OFF	ON	OFF	1340	8.0
1	OFF	OFF	OFF	ON	1030	6.1
0	OFF	OFF	OFF	OFF	750	4.4