
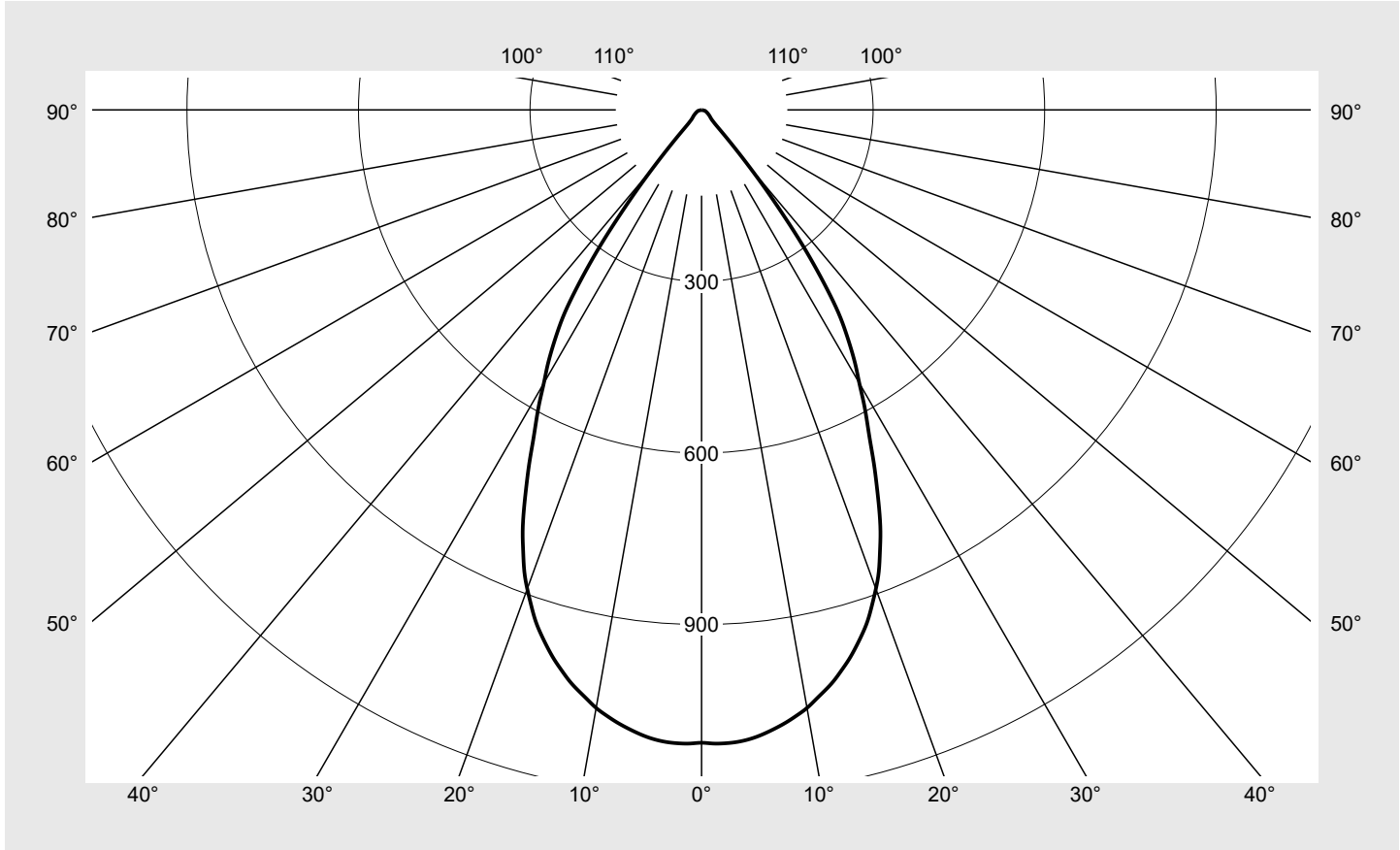


Photometric test report

Family Lunis 21	Order number: 51DB18EF91C EAN: 4069025013057	LP number 59583_9
	Version	recessed luminaire, Combined lens and reflector optics, reflector, white, rotationally symmetrical wide distribution, adjustable color temperature: 3000K 4000K 6500K, UGR≤19 (L65≤3000cd/m²)
	Lamps	LED 4000 K CRI ≥ 80
	Controlgear	ECG Multilumen
	Setting	factory setting: DIP-Step=6, colour temperature 4000K
Rated values	Net luminous flux = 2410 lm Power consumption = 13.6 W Luminous efficacy = 177.2 lm/W	serial documentation 15.03.2024
		

Luminous intensity in cd/klm C180-0 **Imax: 1108 cd/klm**



Classifications	
DIN 5040	A 7 0
CIE	N1=95 N2=98 N3=100 N4=100 N5=100

Luminaire light output ratios	
η_{LB}	100.0%
ϕ_u	100.0%
ϕ_o	0.0%

Measurement conditions
DIN EN 13032 and DIN 5032

Photometric test report

Family Lunis 21	Order number: 51DB18EF91C EAN: 4069025013057	LP number 59583_9
Table of values for luminous intensities		Maximum luminous intensity
siteco		

C-planes	0°	Phi-zone	Total Phi-zone
γ	Luminous intensity in cd/klm		Luminous flux in lm/klm
0°	1106.7	0.3	0.3
1°	1108.2	2.1	2.4
2°	1108.4	4.2	6.6
3°	1107.5	6.4	13.0
4°	1104.9	8.5	21.4
5°	1100.5	10.5	32.0
6°	1094.6	12.5	44.5
7°	1087.7	14.5	59.0
8°	1080.1	16.5	75.5
9°	1071.4	18.4	93.9
10°	1061.9	20.2	114.1
11°	1049.8	22.0	136.1
12°	1037.9	23.7	159.8
13°	1025.4	25.3	185.1
14°	1010.5	26.8	211.9
15°	995.2	28.2	240.1
16°	977.9	29.6	269.7
17°	959.5	30.8	300.4
18°	939.6	31.8	332.3
19°	915.7	32.7	365.0
20°	891.3	33.4	398.4
21°	864.9	34.0	432.4
22°	832.9	34.2	466.6
23°	800.7	34.3	500.9
24°	763.6	34.1	535.0
25°	724.9	33.6	568.6
26°	687.3	33.0	601.6
27°	649.0	32.3	633.9
28°	616.2	31.7	665.6
29°	584.7	31.1	696.7
30°	551.8	30.3	727.0
31°	524.1	29.6	756.6
32°	494.0	28.7	785.3
33°	462.4	27.6	812.9
34°	428.1	26.2	839.1
35°	382.9	24.1	863.2
36°	333.6	21.5	884.7
37°	282.0	18.6	903.3
38°	226.4	15.3	918.6
39°	177.2	12.2	930.9
40°	130.6	9.2	940.1
41°	91.9	6.6	946.7
42°	63.0	4.6	951.3
43°	43.4	3.2	954.5
44°	33.3	2.5	957.1
45°	28.7	2.2	959.3
46°	25.4	2.0	961.3

C-planes	0°	Phi-zone	Total Phi-zone
γ	Luminous intensity in cd/klm		Luminous flux in lm/klm
47°	23.4	1.9	963.2
48°	22.1	1.8	965.0
49°	20.8	1.7	966.7
50°	20.0	1.7	968.4
51°	19.1	1.6	970.0
52°	18.2	1.6	971.6
53°	17.5	1.5	973.1
54°	16.8	1.5	974.6
55°	15.9	1.4	976.0
56°	15.2	1.4	977.4
57°	14.5	1.3	978.7
58°	13.8	1.3	980.0
59°	13.1	1.2	981.3
60°	12.6	1.2	982.5
61°	11.9	1.1	983.6
62°	11.4	1.1	984.7
63°	10.9	1.1	985.8
64°	10.3	1.0	986.8
65°	9.9	1.0	987.8
66°	9.5	1.0	988.7
67°	9.0	0.9	989.6
68°	8.7	0.9	990.5
69°	8.3	0.8	991.4
70°	7.9	0.8	992.2
71°	7.5	0.8	993.0
72°	7.2	0.8	993.7
73°	6.8	0.7	994.4
74°	6.6	0.7	995.1
75°	6.2	0.7	995.8
76°	5.9	0.6	996.4
77°	5.5	0.6	997.0
78°	5.1	0.5	997.5
79°	4.6	0.5	998.0
80°	4.0	0.4	998.5
81°	3.3	0.4	998.8
82°	2.7	0.3	999.1
83°	2.2	0.2	999.3
84°	1.7	0.2	999.5
85°	1.4	0.2	999.7
86°	1.1	0.1	999.8
87°	0.9	0.1	999.9
88°	0.6	0.1	1000.0
89°	0.3	0.0	1000.0
90°	0.0	0.0	1000.0

Photometric test report

Family Lunis 21	Order number: 51DB18EF91C EAN: 4069025013057	LP number 59583_9
---------------------------	---	-----------------------------

UGR-Table	Standard room	siteco
------------------	----------------------	---------------

Reflection factor of ceiling	0.7	0.7	0.5	0.5	0.3	0.7	0.7	0.5	0.5	0.3	
Reflection factor of walls	0.5	0.3	0.5	0.3	0.3	0.5	0.3	0.5	0.3	0.3	
Reflection factor of floor	0.2	0.2	0.2	0.2	0.2	0.2	0.2	0.2	0.2	0.2	
Room dimensions	View crosswise (C0)					View endwise (C90)					
x	y										
2H	2H	16.5	17.7	16.8	18.0	18.3	16.5	17.7	16.8	18.0	18.3
	3H	16.5	17.5	16.9	17.8	18.2	16.5	17.5	16.9	17.8	18.2
	4H	16.5	17.5	16.9	17.8	18.2	16.5	17.5	16.9	17.8	18.2
	6H	16.6	17.4	17.0	17.8	18.2	16.6	17.4	17.0	17.8	18.2
	8H	16.7	17.4	17.1	17.7	18.2	16.7	17.4	17.1	17.7	18.2
	12H	16.7	17.3	17.1	17.7	18.1	16.7	17.3	17.1	17.7	18.1
4H	2H	16.3	17.3	16.7	17.6	18.0	16.3	17.3	16.7	17.6	18.0
	3H	16.4	17.1	16.8	17.5	18.0	16.4	17.1	16.8	17.5	18.0
	4H	16.4	17.1	16.9	17.5	18.0	16.4	17.1	16.9	17.5	18.0
	6H	16.5	17.1	17.0	17.6	18.0	16.5	17.1	17.0	17.6	18.0
	8H	16.6	17.1	17.0	17.5	18.0	16.6	17.1	17.0	17.5	18.0
	12H	16.6	17.0	17.1	17.5	18.0	16.6	17.0	17.1	17.5	18.0
8H	4H	16.4	16.9	16.9	17.4	17.9	16.4	16.9	16.9	17.4	17.9
	6H	16.5	17.0	17.0	17.4	18.0	16.5	17.0	17.0	17.4	18.0
	8H	16.6	16.9	17.1	17.4	18.0	16.6	16.9	17.1	17.4	18.0
	12H	16.6	16.9	17.1	17.4	17.9	16.6	16.9	17.1	17.4	17.9
12H	4H	16.4	16.8	16.9	17.3	17.8	16.4	16.8	16.9	17.3	17.8
	6H	16.6	16.9	17.1	17.4	17.9	16.6	16.9	17.1	17.4	17.9
	8H	16.6	16.9	17.1	17.4	17.9	16.6	16.9	17.1	17.4	17.9

Luminance table	Max. for $\gamma \geq 65^\circ$	Photometric dimensions in mm: D = 182
------------------------	---	--

C-planes	0°
γ	Luminance in cd/m²
45°	3757.3
50°	2879.6
55°	2560.1
60°	2335.4
65°	2168.7
70°	2134.3
75°	2221.6
80°	2132.8
85°	1502.9

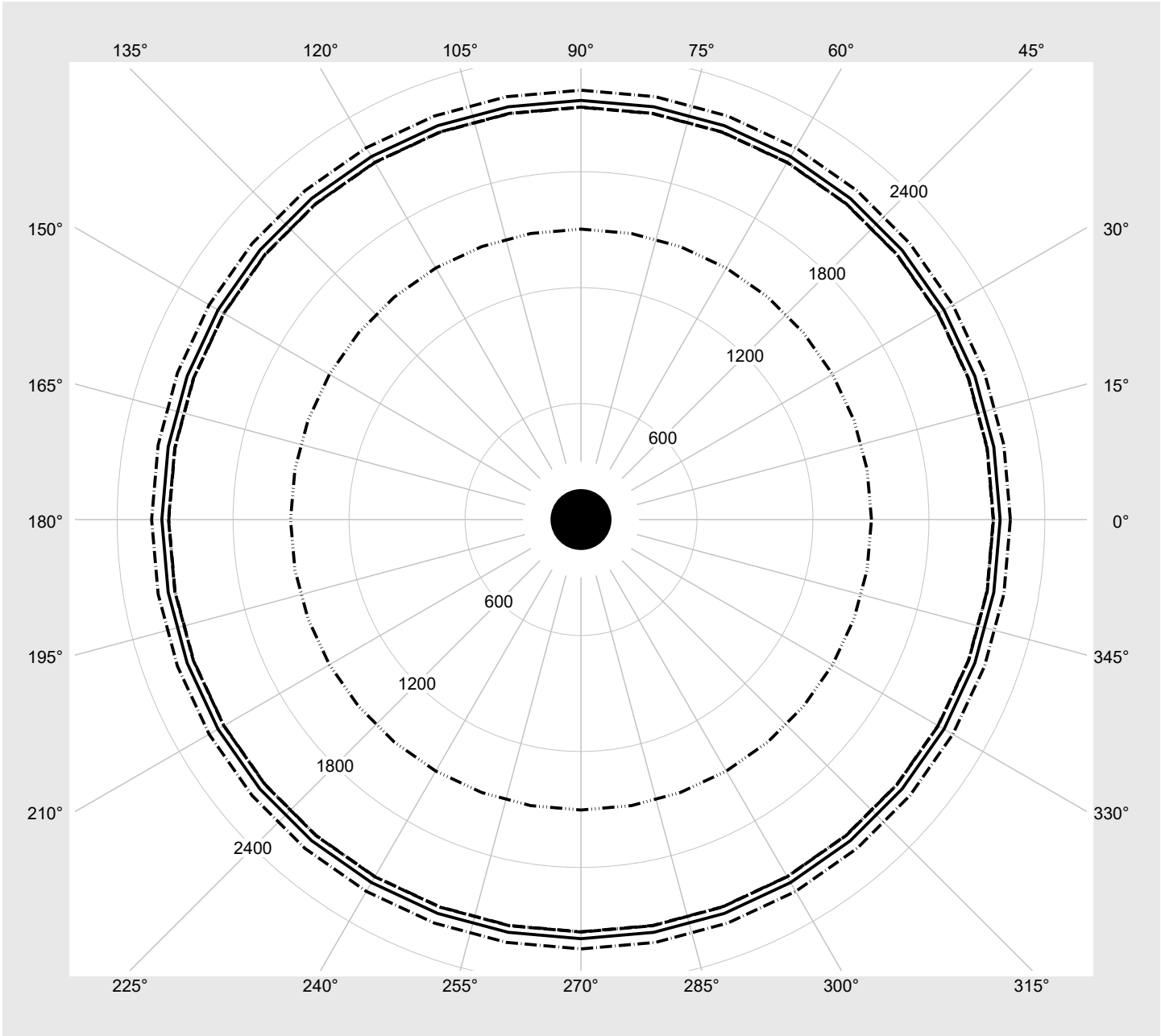
Photometric test report

Family Lunis 21	Order number: 51DB18EF91C EAN: 4069025013057	LP number 59583_9
---------------------------	---	-----------------------------



Luminance values in cd/m²

γ 65°
 γ 70°
 γ 75°
 γ 80°
 γ 85°



Photometric test report

Family Lunis 21	Order number: 51DB18EF91C EAN: 4069025013057	LP number 59583_9
---------------------------	---	-----------------------------

Multilumen Table	environmental temperature: 25°C	siteco
-------------------------	---------------------------------	---------------

DIP-Step	Switch Setting				Luminous flux [lm]	Power consumption [W]
	1	2	3	4		
12	ON	ON	OFF	OFF	4110	25.4
11	ON	OFF	ON	ON	3630	21.7
10	ON	OFF	ON	OFF	3470	20.6
9	ON	OFF	OFF	ON	3280	19.1
8	ON	OFF	OFF	OFF	3090	17.7
7	OFF	ON	ON	ON	2700	15.3
6	OFF	ON	ON	OFF	2410	13.6
5	OFF	ON	OFF	ON	2150	12.1
4	OFF	ON	OFF	OFF	1850	10.4
3	OFF	OFF	ON	ON	1740	9.7
2	OFF	OFF	ON	OFF	1450	8.0
1	OFF	OFF	OFF	ON	1110	6.1
0	OFF	OFF	OFF	OFF	800	4.4