

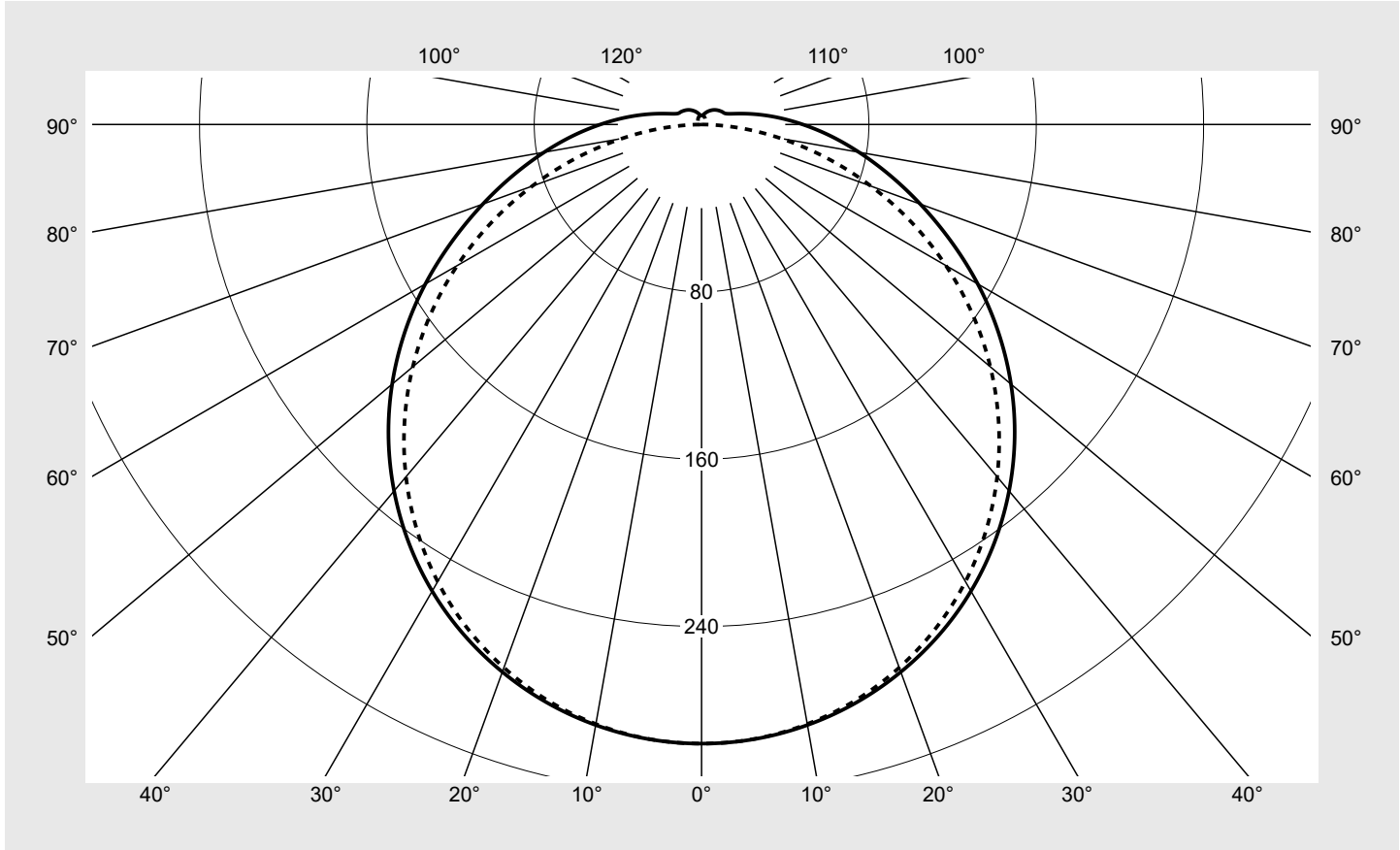


Photometric test report

Family Silhouette® 21	Order number: 51LN12MKM40A3G EAN: 4058352011584	LP number 59582_15
	Version surface-mounted luminaire, white, diffuser, PMMA, opal, with homogeneous illumination, extremely wide distribution, adjustable color temperature: 3000K 4000K 5000K, emergency light element 3h operating duration Lamps LED 4000 K CRI ≥ 80 Controlgear ECG Multilumen Setting emergency light operation: 3 h Rated values Net luminous flux = 280 lm Power consumption = 2.0 W Luminous efficacy = 140 lm/W	serial documentation 14.03.2024 

Luminous intensity in cd/klm C180-0 C270-90 **Imax: 296 cd/klm**



Classifications	
DIN 5040	A 3 1
CIE	N1=43 N2=73 N3=92 N4=94 N5=100

Luminaire light output ratios	
η_{LB}	100.0%
ϕ_u	93.9%
ϕ_o	6.1%

Measurement conditions
DIN EN 13032 and DIN 5032

Photometric test report

Family Silhouette® 21	Order number: 51LN12MKM40A3G EAN: 4058352011584	LP number 59582_15
Table of values for luminous intensities		Maximum luminous intensity
		sITeco

C-planes γ	0° 180°	15°	30°	45°	60°	75°	90° 270°	Phi-zone	Total Phi-zone
		165° 195° 345°	150° 210° 330°	135° 225° 315°	120° 240° 300°	105° 255° 285°			
Luminous intensity in cd/klm								Luminous flux in lm/klm	
0°	295.9	295.9	295.9	295.9	295.9	295.9	295.9	1.8	1.8
5°	294.8	294.8	294.8	294.8	294.7	294.7	294.7	14.1	15.9
10°	291.5	291.5	291.4	291.2	291.1	291.0	291.0	27.7	43.6
15°	286.0	286.0	285.8	285.5	285.1	284.9	284.9	40.5	84.1
20°	278.5	278.4	277.9	277.3	276.8	276.4	276.3	52.0	136.1
25°	269.0	268.7	268.0	267.0	266.1	265.6	265.4	61.9	197.9
30°	257.6	257.2	256.2	254.8	253.4	252.6	252.3	69.8	267.8
35°	244.0	243.7	242.4	240.6	238.6	237.4	237.0	75.6	343.4
40°	228.7	228.2	226.6	224.4	222.0	220.3	219.8	79.0	422.4
45°	211.7	211.0	209.2	206.5	203.7	201.4	200.8	80.0	502.4
50°	193.1	192.3	190.2	187.0	183.7	181.0	180.2	78.4	580.9
55°	173.2	172.4	169.9	166.3	162.4	159.2	158.1	74.5	655.4
60°	152.5	151.5	148.7	144.5	140.0	136.2	134.9	68.4	723.8
65°	131.3	130.2	126.9	122.2	117.0	112.6	110.8	60.4	784.2
70°	111.3	109.8	105.4	99.6	93.6	88.4	86.2	51.1	835.3
75°	92.9	91.2	86.0	78.5	70.7	64.7	62.0	41.3	876.7
80°	76.4	74.5	68.7	60.2	50.1	42.0	38.6	31.8	908.5
85°	61.7	59.7	53.7	44.6	33.4	22.3	17.3	23.0	931.5
90°	48.4	46.4	40.5	31.6	20.6	9.3	0.5	15.8	947.3
95°	37.0	35.0	29.6	21.4	11.8	3.6	0.6	10.9	958.2
100°	27.5	25.8	21.0	14.1	7.2	3.0	0.8	7.7	965.9
105°	20.0	18.6	14.7	9.9	5.9	2.9	1.1	5.5	971.4
110°	14.9	13.8	11.4	8.5	5.7	3.0	1.4	4.3	975.7
115°	12.5	11.8	10.3	8.2	5.5	3.0	1.6	3.8	979.5
120°	11.7	11.3	10.0	7.7	5.3	3.1	1.8	3.5	983.0
125°	11.1	10.6	9.3	7.1	5.1	3.1	2.0	3.1	986.2
130°	10.5	10.0	8.7	6.8	4.9	3.2	2.2	2.8	989.0
135°	9.8	9.4	8.0	6.3	4.7	3.2	2.4	2.4	991.4
140°	9.1	8.7	7.2	5.9	4.6	3.3	2.7	2.1	993.5
145°	8.3	8.0	6.6	5.5	4.4	3.5	3.0	1.8	995.3
150°	7.5	7.2	6.0	5.1	4.3	3.7	3.3	1.5	996.7
155°	6.8	6.3	5.5	4.8	4.2	3.9	3.6	1.1	997.9
160°	6.0	5.4	4.9	4.5	4.2	4.0	3.8	0.9	998.7
165°	5.3	4.7	4.4	4.4	4.3	4.2	4.1	0.6	999.4
170°	4.8	4.2	4.3	4.3	4.3	4.3	4.2	0.4	999.8
175°	4.4	4.0	4.2	4.3	4.4	4.4	4.4	0.2	1000.0
180°	4.3	4.3	4.3	4.3	4.3	4.3	4.3	0.0	1000.0

Photometric test report

Family Silhouette® 21	Order number: 51LN12MKM40A3G EAN: 4058352011584	LP number 59582_15
---------------------------------	--	------------------------------

UGR-Table	Standard room	siteco
------------------	----------------------	---------------

Reflection factor of ceiling	0.7	0.7	0.5	0.5	0.3	0.7	0.7	0.5	0.5	0.3	
Reflection factor of walls	0.5	0.3	0.5	0.3	0.3	0.5	0.3	0.5	0.3	0.3	
Reflection factor of floor	0.2	0.2	0.2	0.2	0.2	0.2	0.2	0.2	0.2	0.2	
Room dimensions	View crosswise (C0)					View endwise (C90)					
x	y										
2H	2H	9.1	10.9	9.5	11.2	11.5	9.1	10.9	9.5	11.2	11.5
	3H	10.9	12.5	11.3	12.9	13.2	10.8	12.4	11.2	12.8	13.1
	4H	11.8	13.3	12.2	13.7	14.0	11.5	13.0	11.9	13.4	13.8
	6H	12.7	14.1	13.1	14.4	14.8	12.1	13.5	12.5	13.9	14.2
	8H	13.1	14.4	13.5	14.8	15.2	12.3	13.6	12.7	14.0	14.4
	12H	13.5	14.7	13.9	15.1	15.5	12.4	13.7	12.9	14.1	14.5
4H	2H	9.9	11.4	10.3	11.7	12.1	9.9	11.4	10.3	11.8	12.1
	3H	11.9	13.2	12.3	13.6	14.0	11.8	13.1	12.2	13.5	13.9
	4H	12.9	14.1	13.4	14.5	15.0	12.6	13.8	13.0	14.2	14.6
	6H	14.0	15.0	14.4	15.4	15.9	13.3	14.3	13.7	14.7	15.2
	8H	14.5	15.4	14.9	15.8	16.3	13.5	14.5	14.0	14.9	15.4
	12H	15.0	15.8	15.4	16.3	16.8	13.7	14.6	14.2	15.0	15.5
8H	4H	13.3	14.3	13.8	14.7	15.2	13.0	14.0	13.5	14.4	14.9
	6H	14.5	15.4	15.0	15.8	16.3	13.9	14.7	14.4	15.1	15.6
	8H	15.2	15.9	15.7	16.4	16.9	14.2	14.9	14.7	15.4	15.9
	12H	15.8	16.5	16.3	16.9	17.5	14.5	15.1	15.0	15.6	16.1
12H	4H	13.4	14.3	13.9	14.7	15.2	13.2	14.0	13.6	14.5	14.9
	6H	14.7	15.4	15.2	15.9	16.4	14.1	14.8	14.5	15.2	15.7
	8H	15.4	16.0	15.9	16.5	17.0	14.4	15.1	15.0	15.6	16.1

Luminance table	Max. for $\gamma \geq 65^\circ$	Photometric dimensions in mm:	L = 1133	H(C0) = 30	H(C180) = 30
			B = 148	H(C90) = 0	H(C270) = 0

C-planes	γ	Luminance in cd/m ²								
		0°	15° 165° 195° 345°	30° 150° 210° 330°	45° 135° 225° 315°	60° 120° 240° 300°	75° 105° 255° 285°	90° 270°		
	45°	415.6	416.8	420.2	426.5	436.7	451.9	474.2		
	50°	404.0	405.1	408.6	415.0	425.7	442.5	468.1		
	55°	391.1	392.2	395.5	401.8	413.0	431.0	460.4		
	60°	376.9	377.9	380.7	386.6	397.6	416.9	450.4		
	65°	361.6	362.3	364.2	369.2	379.6	399.8	437.9		
	70°	349.0	348.7	347.3	349.0	357.4	377.3	420.8		
	75°	341.3	340.0	335.2	329.9	331.0	349.2	399.9		
	80°	341.8	339.3	331.0	319.2	306.0	311.5	371.4		
	85°	356.2	353.0	342.2	323.8	296.6	267.5	331.4		

Photometric test report

Family Silhouette® 21	Order number: 51LN12MKM40A3G EAN: 4058352011584	LP number 59582_15
--	--	-------------------------------------

Luminance values in cd/m² γ 65° γ 70° γ 75° γ 80° γ 85° **siteco**

