



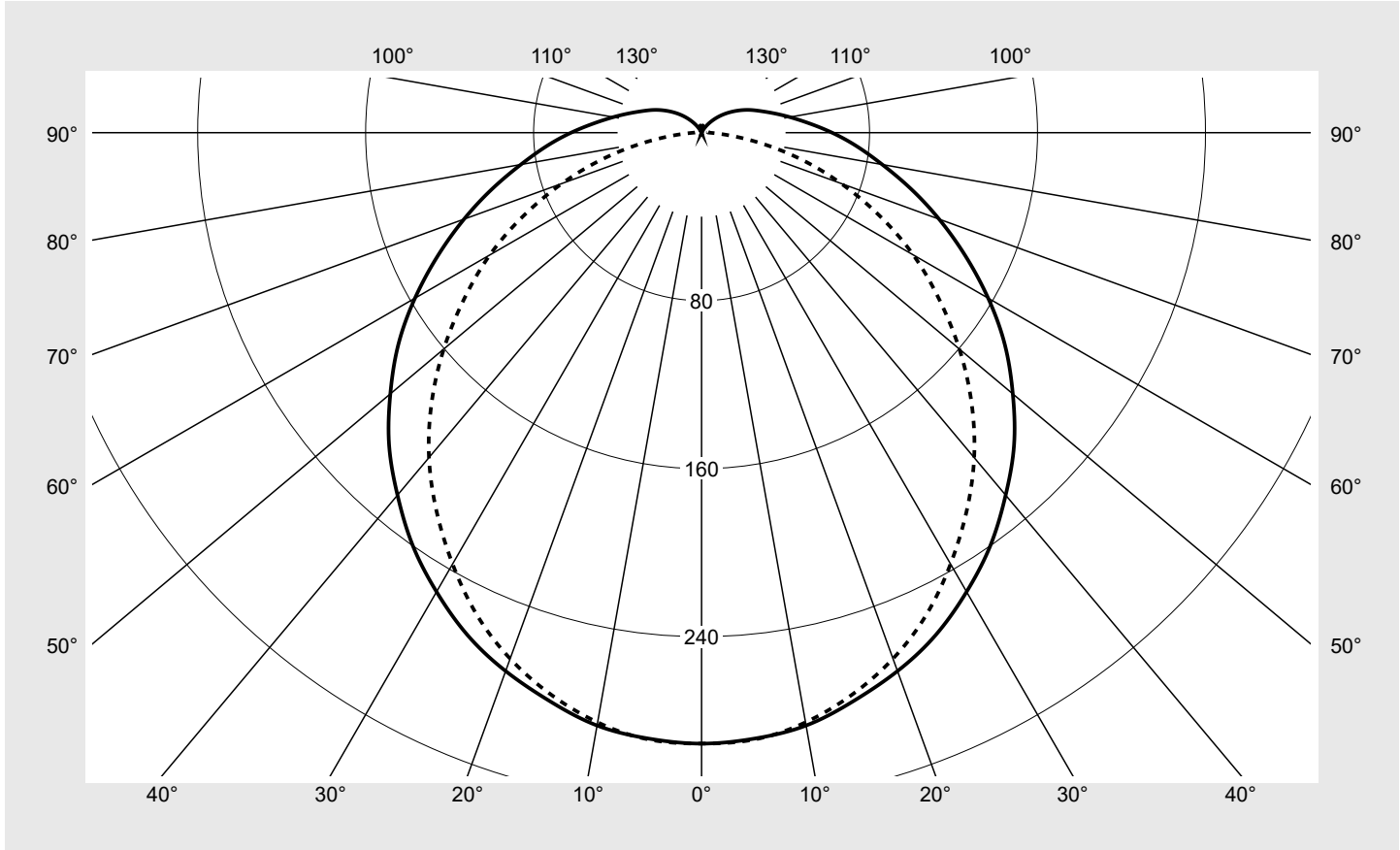
# Photometric test report

<b>Family</b> <b>Monsun® Ex</b>	<b>Order number: 51FXB2DP6A0A</b> <b>EAN: 4058352933831</b>	<b>LP number</b> <b>59499_23</b>
	<b>Version</b> prismatic diffuser, opal, polycarbonate, diffuse beam <b>Lamps</b> LED 6500 K   CRI ≥ 80 <b>Controlgear</b> ECG-DALI <b>Rated values</b> Net luminous flux = 11170 lm Power consumption = 73.4 W Luminous efficacy = 152.2 lm/W	<b>serial documentation</b> <b>14.11.2023</b>





**Luminous intensity in cd/klm** C180-0 C270-90 **Imax: 291 cd/klm**



Classifications	
DIN 5040	A 3 1
CIE	N1=43 N2=72 N3=91 N4=92 N5=100

Luminaire light output ratios	
$\eta_{LB}$	100.0%
$\phi_u$	91.7%
$\phi_o$	8.3%

Measurement conditions
DIN EN 13032 and DIN 5032

## Photometric test report

<b>Family</b> <b>Monsun® Ex</b>	<b>Order number: 51FXB2DP6A0A</b> <b>EAN: 4058352933831</b>	<b>LP number</b> <b>59499_23</b>
<b>Table of values for luminous intensities</b>		<b>Maximum luminous intensity</b>
		<b>siteco</b>

C-planes γ	0° 180°	15°	30°	45°	60°	75°	90° 270°	Phi-zone	Total Phi-zone
		165° 195° 345°	150° 210° 330°	135° 225° 315°	120° 240° 300°	105° 255° 285°			
Luminous intensity in cd/klm								Luminous flux in lm/klm	
0°	290.9	290.9	290.9	290.9	290.9	290.9	290.9	1.7	1.7
5°	289.6	290.0	289.7	289.7	289.8	289.4	290.1	13.8	15.6
10°	286.7	286.6	285.9	285.6	285.2	285.0	285.1	27.2	42.8
15°	280.1	280.3	279.7	279.4	277.9	277.5	277.0	39.6	82.3
20°	272.8	272.9	271.0	269.5	268.3	266.6	266.6	50.6	132.9
25°	263.9	262.0	261.1	258.5	255.8	253.0	253.3	59.8	192.7
30°	252.5	251.7	248.7	245.2	240.8	238.3	237.2	67.1	259.8
35°	239.9	239.2	235.2	230.7	225.7	221.5	220.1	72.4	332.3
40°	225.3	224.1	220.1	213.2	208.4	202.8	202.0	75.3	407.6
45°	210.5	208.6	204.0	197.1	189.2	184.2	181.8	76.2	483.8
50°	193.5	192.0	186.3	179.0	170.0	162.9	160.3	74.7	558.4
55°	176.4	173.9	167.7	159.3	150.0	141.7	138.1	71.1	629.5
60°	157.6	154.8	149.1	139.6	129.7	120.9	116.4	65.8	695.3
65°	138.6	135.9	129.2	119.9	109.3	98.7	93.5	58.7	754.0
70°	120.4	117.6	110.2	100.1	88.5	77.3	70.7	50.6	804.6
75°	103.2	100.7	93.0	81.8	68.9	56.6	49.0	42.1	846.7
80°	87.4	84.9	77.3	65.7	51.6	37.5	28.4	33.7	880.4
85°	74.2	71.5	63.6	52.1	37.6	22.0	11.8	26.4	906.8
90°	62.1	59.4	52.2	41.1	27.4	12.9	3.7	20.6	927.4
95°	51.4	49.2	42.6	32.5	20.3	8.6	3.2	16.4	943.8
100°	42.7	40.7	34.8	26.1	16.0	6.5	2.9	13.2	957.1
105°	35.6	33.8	28.9	21.6	13.0	4.7	2.5	10.7	967.7
110°	30.0	28.5	24.4	18.1	10.4	3.2	2.3	8.6	976.4
115°	25.6	24.2	20.5	14.8	7.8	2.1	2.0	6.9	983.3
120°	21.3	20.1	16.8	11.6	5.6	1.7	1.8	5.3	988.6
125°	17.3	16.2	13.2	8.7	3.6	1.5	1.5	3.9	992.5
130°	13.5	12.5	9.9	6.0	1.9	1.2	1.3	2.7	995.3
135°	9.9	9.1	6.8	3.6	1.0	1.1	1.2	1.7	997.0
140°	6.7	6.0	4.1	1.6	0.9	1.0	1.0	1.0	998.0
145°	3.9	3.3	1.9	0.8	1.0	1.1	1.2	0.6	998.6
150°	1.6	1.3	0.7	0.8	1.0	1.1	1.1	0.3	998.9
155°	0.9	0.9	0.9	0.9	1.0	1.1	1.1	0.2	999.1
160°	1.1	1.2	1.2	1.2	1.2	1.1	1.1	0.2	999.3
165°	2.2	2.2	2.2	2.0	1.8	1.6	1.6	0.3	999.6
170°	3.4	3.4	3.2	3.0	2.6	2.4	2.4	0.3	999.9
175°	2.7	2.7	2.6	2.5	2.4	2.4	2.3	0.1	1000.0
180°	2.1	2.1	2.1	2.1	2.1	2.1	2.1	0.0	1000.0

## Photometric test report

Family <b>Monsun® Ex</b>	Order number: <b>51FXB2DP6A0A</b> EAN: <b>4058352933831</b>	LP number <b>59499_23</b>
-----------------------------	--	------------------------------

UGR-Table		Standard room									
Reflection factor of ceiling	0.7	0.7	0.5	0.5	0.3	0.7	0.7	0.5	0.5	0.3	
Reflection factor of walls	0.5	0.3	0.5	0.3	0.3	0.5	0.3	0.5	0.3	0.3	
Reflection factor of floor	0.2	0.2	0.2	0.2	0.2	0.2	0.2	0.2	0.2	0.2	
Room dimensions		View crosswise (C0)					View endwise (C90)				
x	y										
2H	2H	20.3	22.0	20.6	22.3	22.7	19.7	21.5	20.1	21.8	22.1
	3H	22.2	23.8	22.6	24.1	24.5	21.2	22.8	21.6	23.2	23.5
	4H	23.1	24.6	23.5	25.0	25.3	21.8	23.3	22.2	23.7	24.0
	6H	24.0	25.4	24.4	25.8	26.2	22.2	23.6	22.6	24.0	24.4
	8H	24.5	25.8	24.9	26.2	26.6	22.4	23.7	22.8	24.1	24.5
	12H	24.9	26.1	25.3	26.5	27.0	22.4	23.7	22.8	24.1	24.5
4H	2H	21.0	22.5	21.4	22.8	23.2	20.6	22.1	20.9	22.4	22.8
	3H	23.1	24.4	23.5	24.8	25.2	22.3	23.6	22.7	24.0	24.4
	4H	24.2	25.4	24.6	25.8	26.2	23.0	24.2	23.4	24.6	25.0
	6H	25.3	26.3	25.7	26.7	27.2	23.5	24.6	24.0	25.0	25.5
	8H	25.8	26.8	26.3	27.2	27.7	23.7	24.7	24.2	25.1	25.6
	12H	26.3	27.2	26.8	27.7	28.1	23.8	24.7	24.3	25.2	25.7
8H	4H	24.5	25.5	25.0	26.0	26.4	23.5	24.5	24.0	24.9	25.4
	6H	25.8	26.7	26.3	27.1	27.6	24.3	25.1	24.7	25.5	26.0
	8H	26.5	27.2	27.0	27.7	28.2	24.5	25.3	25.0	25.8	26.3
	12H	27.2	27.8	27.7	28.3	28.9	24.7	25.4	25.2	25.9	26.4
12H	4H	24.6	25.5	25.1	25.9	26.4	23.7	24.5	24.1	25.0	25.5
	6H	25.9	26.7	26.4	27.1	27.7	24.5	25.2	25.0	25.7	26.2
	8H	26.7	27.3	27.2	27.8	28.3	24.8	25.5	25.3	26.0	26.5

Luminance table		Max. for $\gamma \geq 65^\circ$		Photometric dimensions in mm:		L = 1580	H(C0) = 50	H(C180) = 50
						B = 155	H(C90) = 50	H(C270) = 50
C-planes	$\gamma$	0°	15°	30°	45°	60°	75°	90°
		180°	165°	150°	135°	120°	105°	270°
		195°	210°	225°	240°	255°		
		345°	330°	315°	300°	285°		
		Luminance in cd/m <sup>2</sup>						
45°		10265.1	10195.0	10158.0	10169.4	10268.1	10666.0	11368.6
50°		9918.4	9865.9	9780.0	9779.2	9848.5	10178.7	10960.2
55°		9603.5	9494.0	9382.8	9329.8	9398.9	9690.1	10503.6
60°		9224.2	9090.4	8997.8	8881.9	8916.9	9209.9	10069.6
65°		8840.3	8702.2	8541.1	8417.4	8394.6	8562.8	9448.5
70°		8511.9	8350.8	8116.0	7907.2	7776.8	7850.8	8677.7
75°		8250.2	8089.5	7798.9	7451.4	7120.4	6996.1	7725.9
80°		8112.4	7924.8	7593.6	7127.1	6548.1	5976.0	6315.6
85°		8283.3	8034.5	7605.6	7064.7	6234.7	5000.0	4523.3

**Photometric test report**

<b>Family</b> <b>Monsun® Ex</b>	<b>Order number: 51FXB2DP6A0A</b> <b>EAN: 4058352933831</b>	<b>LP number</b> <b>59499_23</b>
------------------------------------	--	-------------------------------------

**Luminance values in cd/m<sup>2</sup>**

$\gamma$  65°   
   $\gamma$  70°   
   $\gamma$  75°   
   $\gamma$  80°   
   $\gamma$  85°

**siteco**

