



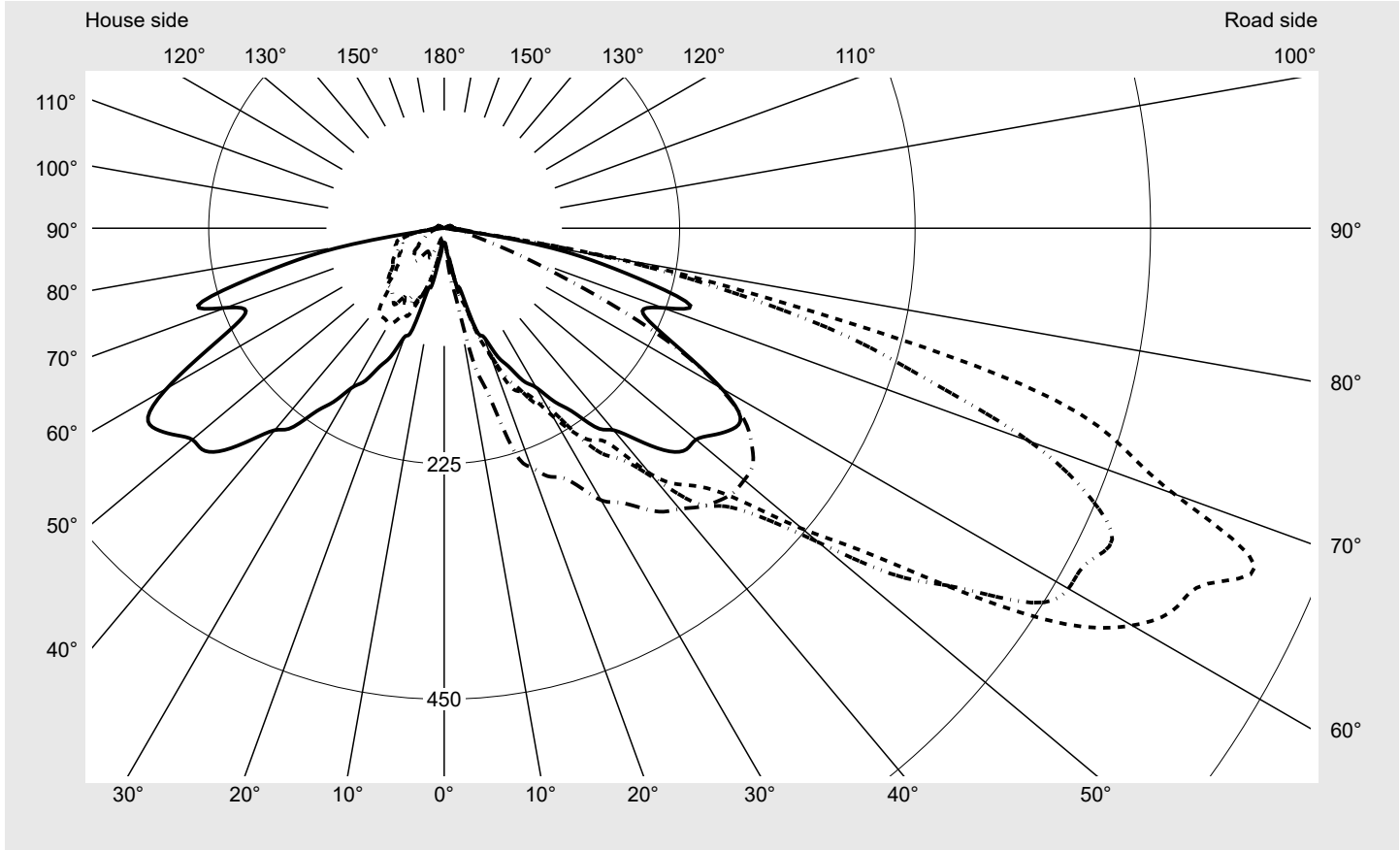
# Photometric test report

<b>Family</b> <b>CITY-LIGHT ELEGANCE LED</b>	<b>Order number: 5XA5265EY14H000022</b> <b>EAN: 4058352024041</b>	<b>LP number</b> <b>57133_69</b>
	<b>Version</b> post-top- or mounting to wall arm, Smart Interface up/down <b>Optic</b> asymmetric, wide distribution (ST1.2a) <b>Cover</b> cover transparent, PMMA <b>Lamps</b> LED 3000 K   CRI ≥ 70 <b>Controlgear</b> EVG SITECO iQ - Smart Interface <b>Rated values</b> Net luminous flux = 1460 lm Power consumption = 10.7 W Luminous efficacy = 136.4 lm/W	<b>serial documentation</b> <b>11.10.2023</b>





**Luminous intensity in cd/klm** C180-0 C205-25 C210-30 C270-90 **Imax: 838 cd/klm**



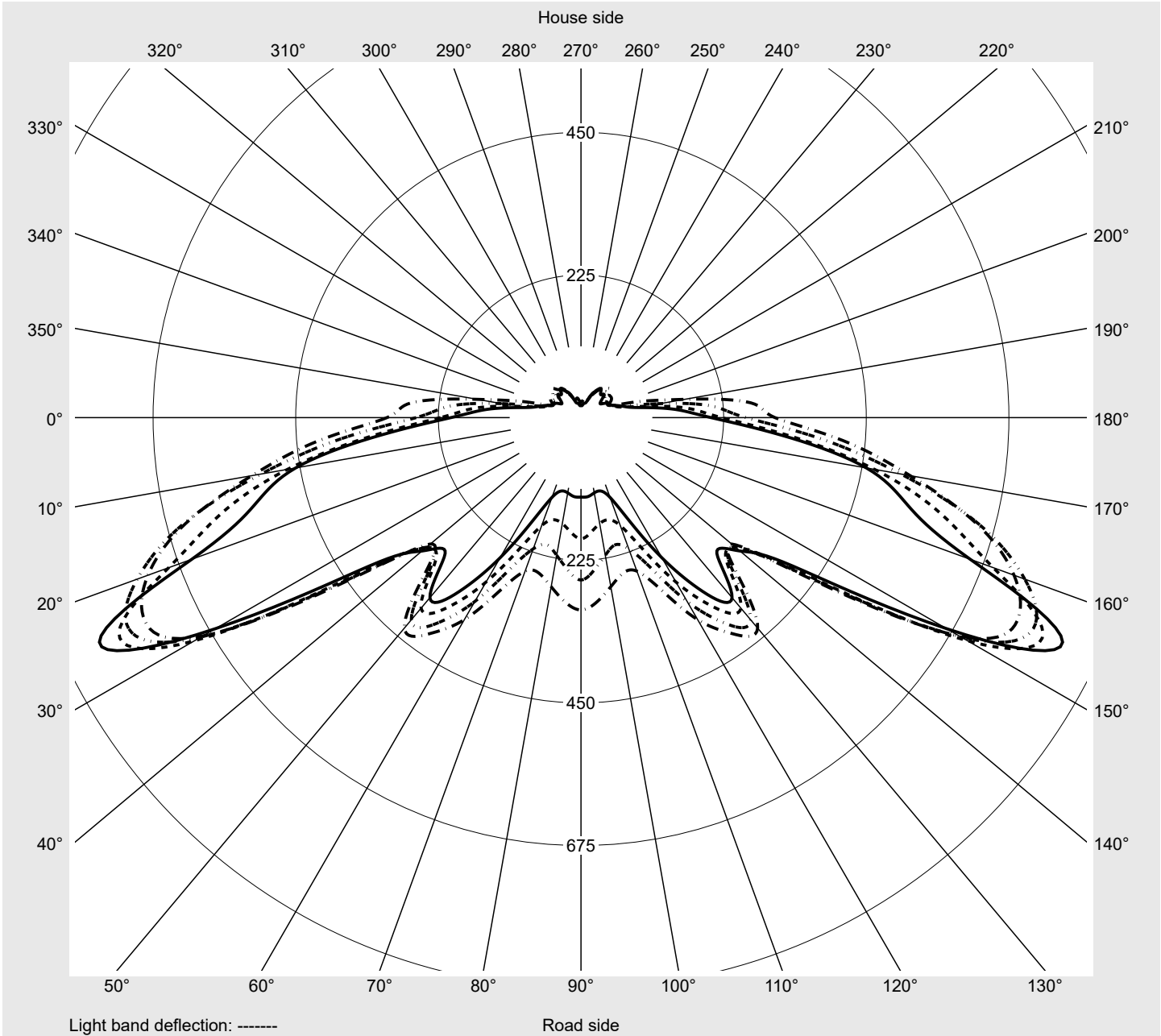
Luminaire output ratios	
Eta	100.0%
Eta 0° - 90°	97.9%
Eta 90° - 180°	2.1%
Measurement conditions	
DIN EN 13032 and DIN 5032	

Luminous intensity class acc. to EN13201-2	
Class:	G1
Imax 70°	742.0
Imax 80°	184.9
Imax 90°	10.2
Imax >90°	9.5
Imax >95°	8.5

**Photometric test report**

<b>Family</b> CITY-LIGHT ELEGANCE LED	<b>Order number: 5XA5265EY14H000022</b> <b>EAN: 4058352024041</b>	<b>LP number</b> 57133_69
--	--	------------------------------

**Envelope curve in cd/klm**      **KMK 67.5°**    **KMK 65°**    **KMK 62.5°**    **KMK 60°**



## Photometric test report

<b>Family</b> <b>CITY-LIGHT ELEGANCE LED</b>	<b>Order number: 5XA5265EY14H000022</b> <b>EAN: 4058352024041</b>	<b>LP number</b> <b>57133_69</b>
<b>Table of values for luminous intensities</b>		<b>Maximum luminous intensity</b>
<b>siteco</b>		

C-planes	0° 180°	5° 175°	10° 170°	15° 165°	20° 160°	25° 155°	30° 150°	35° 145°	40° 140°	45° 135°	50° 130°	55° 125°	60° 120°
γ	Luminous intensity in cd/klm												
0,0°	14.6	14.6	14.6	14.6	14.6	14.6	14.6	14.6	14.6	14.6	14.6	14.6	14.6
2,5°	14.4	14.4	14.4	14.4	14.4	14.4	14.4	14.4	14.4	14.4	14.4	14.4	14.4
5,0°	15.8	16.1	16.4	16.4	17.1	17.4	18.1	18.1	18.4	19.0	19.7	20.4	21.3
7,5°	26.3	27.9	29.2	27.3	24.3	22.7	21.7	21.7	23.0	26.3	30.9	35.1	39.1
10,0°	36.8	34.5	36.1	36.8	35.5	32.5	28.6	31.5	40.1	51.2	60.4	64.4	69.6
12,5°	57.5	65.7	65.0	79.8	68.6	64.4	62.4	62.7	66.0	70.6	79.5	86.0	97.2
15,0°	62.4	66.3	75.8	84.1	83.4	76.8	75.8	77.5	84.4	103.8	112.6	125.4	141.8
17,5°	102.1	116.2	100.5	102.4	98.2	106.7	103.1	103.4	100.5	122.8	142.2	138.6	156.3
20,0°	110.3	130.0	136.6	141.2	138.6	130.3	127.4	119.2	109.7	139.2	152.0	156.3	186.5
22,5°	132.0	174.3	180.3	175.7	178.0	162.2	154.3	150.0	116.2	146.1	170.7	171.4	201.3
25,0°	145.8	169.1	167.8	182.9	172.0	172.0	169.1	162.2	122.1	158.6	181.6	178.3	220.3
27,5°	164.8	185.5	184.9	187.2	183.5	182.6	188.5	183.2	124.8	172.4	197.3	191.1	233.4
30,0°	175.7	203.2	206.5	229.5	221.6	207.2	196.3	184.5	134.3	194.4	227.9	222.6	268.6
32,5°	196.7	236.7	238.4	251.5	241.3	231.8	230.2	217.0	142.5	231.8	284.7	265.6	284.7
35,0°	214.1	251.8	241.7	249.2	237.7	247.6	262.7	238.0	158.6	248.9	304.4	295.5	317.2
37,5°	240.7	281.7	278.1	279.7	266.9	260.0	278.4	262.3	168.1	286.6	328.7	333.6	361.8
40,0°	251.8	291.6	285.7	303.1	296.8	306.0	311.6	264.3	187.8	301.4	360.2	357.6	380.2
42,5°	275.1	302.4	305.4	319.5	312.2	331.9	356.6	299.8	188.1	349.7	396.3	374.0	399.3
45,0°	300.8	319.5	334.6	353.6	341.8	350.0	375.3	306.3	210.8	348.7	418.0	401.6	410.7
47,5°	313.2	337.2	381.5	409.4	393.3	386.1	406.8	329.6	231.5	382.8	434.7	419.3	425.5
50,0°	314.2	363.1	433.7	455.4	446.2	446.9	466.9	371.0	264.0	379.9	444.9	429.8	424.5
52,5°	324.4	371.0	455.4	482.7	507.6	509.6	545.4	408.8	265.0	379.6	448.2	441.3	419.6
55,0°	335.2	393.3	461.6	515.2	577.5	607.4	598.2	436.7	297.1	366.4	454.4	446.2	410.7
57,5°	335.6	412.1	482.0	591.0	673.1	704.0	665.9	445.2	297.5	365.8	458.4	446.9	399.3
60,0°	306.0	414.7	527.3	645.8	726.9	759.1	688.8	446.5	310.3	348.4	433.4	416.0	368.1
62,5°	260.0	378.9	512.5	650.1	745.0	787.3	692.5	439.0	318.8	336.2	416.3	396.0	334.9
65,0°	221.6	330.6	470.2	588.7	692.1	804.1	704.3	429.5	318.5	326.7	392.4	364.8	299.4
67,5°	205.2	317.2	457.0	533.5	653.4	838.2	665.9	408.8	327.4	303.1	370.7	334.9	255.4
70,0°	222.3	337.2	460.7	517.1	643.9	742.0	595.3	370.7	309.3	267.3	327.0	295.5	213.1
72,5°	246.9	370.0	443.3	504.3	597.2	671.8	487.9	333.9	264.0	202.6	276.1	250.2	174.0
75,0°	203.2	311.9	388.4	450.5	536.8	562.8	398.3	267.6	173.0	114.9	210.1	202.9	149.7
77,5°	149.7	223.3	271.9	316.2	361.5	341.1	280.1	152.7	65.7	80.1	181.6	187.5	134.9
80,0°	92.6	110.6	147.8	179.6	184.9	172.0	156.6	79.1	59.1	69.0	96.5	97.8	61.4
82,5°	18.7	17.4	17.1	17.1	16.4	15.8	15.1	14.1	12.5	11.2	11.8	13.8	13.8
85,0°	12.5	12.8	13.1	13.8	13.5	13.5	12.8	11.8	10.8	9.2	9.9	11.8	12.1
87,5°	11.2	11.2	11.8	12.1	12.1	11.5	11.2	10.5	9.2	8.2	8.9	10.5	10.8
90,0°	9.5	9.9	10.2	10.2	10.2	10.2	9.9	9.2	8.2	7.2	7.9	9.2	9.5
92,5°	8.5	8.9	9.5	9.5	9.2	9.2	8.9	8.5	7.9	6.9	6.9	8.2	8.9
95,0°	8.2	8.2	8.9	8.9	8.5	8.2	8.2	7.9	7.2	6.6	6.9	7.6	8.2
97,5°	7.6	7.6	8.2	8.2	7.9	7.6	7.6	7.2	6.6	6.6	6.2	7.2	7.6
100,0°	6.9	6.9	7.6	7.6	7.2	7.2	7.2	6.6	6.6	5.9	6.2	6.9	7.2
102,5°	6.6	6.9	6.9	6.9	6.9	6.6	6.6	6.2	5.9	5.9	5.9	6.2	6.9
105,0°	6.2	6.2	6.2	6.6	6.6	6.2	6.2	5.9	5.9	5.6	5.6	6.2	6.6
107,5°	5.6	6.2	6.2	6.2	5.9	5.9	5.9	5.6	5.6	5.3	5.6	5.9	6.2
110,0°	5.6	5.6	5.6	5.6	5.6	5.6	5.3	5.3	5.3	5.3	5.3	5.6	5.9
112,5°	5.9	5.3	5.3	5.6	5.3	4.9	4.9	4.9	4.9	5.3	5.3	5.3	5.6

## Photometric test report

<b>Family</b> <b>CITY-LIGHT ELEGANCE LED</b>	<b>Order number: 5XA5265EY14H000022</b> <b>EAN: 4058352024041</b>	<b>LP number</b> <b>57133_69</b>
<b>Table of values for luminous intensities</b>		<b>Maximum luminous intensity</b>
<b>siteco</b>		

C-planes	65° 115°	70° 110°	75° 105°	80° 100°	85° 95°	90°	185° 355°	190° 350°	195° 345°	200° 340°	205° 335°	210° 330°	215° 325°
γ	Luminous intensity in cd/klm												
0,0°	14.6	14.6	14.6	14.6	14.6	14.6	14.6	14.6	14.6	14.6	14.6	14.6	14.6
2,5°	14.8	15.1	15.1	15.1	15.1	15.1	14.4	14.4	14.4	14.4	14.4	14.4	14.4
5,0°	22.3	22.7	23.0	23.3	24.0	23.6	15.8	15.4	15.1	15.1	15.1	14.8	14.8
7,5°	41.0	42.7	45.3	47.6	49.3	49.9	23.3	21.0	19.4	17.1	16.4	15.4	15.4
10,0°	70.3	69.6	71.6	73.9	74.9	73.5	37.4	35.5	34.5	29.9	26.6	21.3	17.1
12,5°	106.1	114.6	123.5	126.1	133.3	134.0	52.9	43.0	35.5	33.2	36.4	36.1	36.8
15,0°	151.4	154.6	156.6	160.2	165.5	165.5	63.7	93.2	74.5	56.5	52.2	47.9	42.7
17,5°	170.4	188.8	207.2	215.1	225.2	224.6	90.9	86.7	85.7	72.2	64.4	65.7	50.9
20,0°	202.6	209.8	219.3	228.2	241.3	243.0	125.4	117.5	98.2	87.7	76.2	71.6	64.7
22,5°	209.5	218.0	231.8	241.0	252.5	256.1	130.3	138.2	125.1	103.8	90.6	81.1	67.6
25,0°	237.1	246.6	247.2	251.5	262.0	262.7	150.0	125.1	120.2	108.7	90.6	71.6	58.4
27,5°	257.1	263.7	268.9	271.2	276.8	277.8	167.5	145.8	116.9	105.4	99.8	80.8	60.4
30,0°	288.3	292.5	289.3	287.6	297.8	300.1	206.9	148.4	128.7	110.0	105.1	75.8	58.8
32,5°	303.1	311.3	309.0	306.0	308.6	310.6	186.2	170.4	141.8	124.4	103.8	86.0	68.0
35,0°	333.6	339.8	327.4	316.2	323.1	325.7	234.4	178.3	154.6	126.1	103.4	84.4	80.4
37,5°	357.6	354.6	338.2	330.3	336.5	341.5	245.6	199.0	156.3	128.4	102.1	80.8	83.4
40,0°	376.6	360.8	348.0	341.1	347.7	350.0	265.0	206.5	168.1	133.6	92.6	77.8	84.1
42,5°	392.0	369.0	352.3	351.0	356.2	361.2	285.7	218.3	178.6	125.8	78.5	76.2	84.1
45,0°	408.4	377.9	359.9	357.9	366.4	369.0	322.4	224.3	179.6	118.2	76.2	76.2	84.1
47,5°	412.4	375.9	363.5	365.1	372.0	374.3	328.7	234.4	180.3	98.8	64.7	72.6	79.1
50,0°	401.9	371.7	360.5	363.5	372.0	374.3	335.9	234.1	174.0	88.0	59.8	68.0	73.9
52,5°	383.8	351.0	348.0	355.6	365.8	371.7	330.0	234.1	164.8	67.0	54.2	62.4	68.3
55,0°	360.2	327.7	326.7	337.2	351.6	358.5	338.8	231.5	148.1	65.3	51.5	59.8	66.3
57,5°	330.3	290.6	294.8	309.9	327.4	339.5	320.5	206.5	118.2	55.8	50.9	58.1	61.4
60,0°	300.1	257.7	254.5	270.9	291.6	303.4	268.6	166.1	99.8	57.5	49.3	55.2	57.5
62,5°	262.3	220.3	207.8	220.6	241.0	256.1	207.8	127.4	71.2	55.5	46.6	50.6	50.2
65,0°	227.2	181.2	166.8	169.7	181.6	191.1	169.1	102.8	64.7	54.8	48.3	48.3	44.7
67,5°	178.6	134.0	119.8	120.5	125.1	125.4	149.1	91.6	69.0	56.5	48.3	45.3	37.8
70,0°	144.8	104.1	82.7	77.5	79.8	80.8	158.9	101.5	76.2	59.1	49.6	42.7	34.1
72,5°	118.2	78.8	50.9	47.0	47.6	49.3	157.6	98.2	73.9	57.5	47.6	43.7	31.2
75,0°	96.2	58.8	37.1	32.8	31.5	31.5	115.9	75.8	60.7	50.2	46.3	43.7	32.5
77,5°	69.6	35.5	27.6	25.0	23.3	23.0	87.0	60.7	52.9	43.7	41.4	38.1	28.2
80,0°	35.5	22.0	20.4	19.7	19.4	19.0	59.4	48.3	46.0	39.4	35.8	31.5	26.3
82,5°	13.5	13.5	13.8	13.8	13.1	13.1	21.7	23.0	25.3	23.6	22.7	22.0	18.4
85,0°	12.1	12.1	12.1	12.1	11.8	11.8	12.8	13.1	12.8	12.8	12.1	11.8	11.5
87,5°	10.8	10.8	11.2	11.2	11.2	11.2	11.5	11.2	11.2	10.8	10.2	9.9	9.2
90,0°	9.9	10.2	10.2	9.9	9.9	9.9	9.9	9.5	9.2	8.9	8.2	8.2	7.6
92,5°	9.2	9.2	9.5	9.2	9.2	9.2	8.9	8.2	8.2	7.6	7.6	6.9	6.6
95,0°	8.5	8.5	8.9	8.5	8.5	8.5	7.9	7.6	7.6	6.9	6.9	6.2	5.9
97,5°	7.9	7.9	8.2	8.5	7.9	7.9	7.6	6.9	6.9	6.2	6.2	5.9	5.6
100,0°	7.6	7.6	7.9	7.9	7.9	7.9	6.9	6.9	6.2	6.2	5.6	5.6	4.9
102,5°	7.2	7.2	7.6	7.9	7.2	7.2	6.2	6.2	5.9	5.6	5.6	4.9	4.9
105,0°	6.9	7.2	7.2	7.2	7.2	7.2	6.2	5.6	5.6	5.3	4.9	4.9	4.3
107,5°	6.6	6.6	6.9	7.2	7.2	7.2	5.6	5.6	4.9	4.9	4.6	4.3	4.3
110,0°	6.2	6.6	6.6	6.6	6.6	6.6	4.9	4.9	4.9	4.6	4.3	4.3	3.9
112,5°	5.9	6.2	6.6	6.6	6.6	5.9	5.9	5.9	5.3	5.3	4.9	4.9	3.6

## Photometric test report

<b>Family</b> <b>CITY-LIGHT ELEGANCE LED</b>	<b>Order number: 5XA5265EY14H000022</b> <b>EAN: 4058352024041</b>	<b>LP number</b> <b>57133_69</b>
<b>Table of values for luminous intensities</b>		<b>Maximum luminous intensity</b>
		<b>siteco</b>

C-planes	220° 320°	225° 315°	230° 310°	235° 305°	240° 300°	245° 295°	250° 290°	255° 285°	260° 280°	265° 275°	270°	Phi-zone	Total Phi-zone
γ	Luminous intensity in cd/klm											Luminous flux in lm/klm	
0,0°	14.6	14.6	14.6	14.6	14.6	14.6	14.6	14.6	14.6	14.6	14.6	0.0	0.0
2,5°	14.4	14.8	15.1	15.1	15.1	15.1	15.1	14.8	14.8	14.8	15.1	0.2	0.2
5,0°	14.8	15.1	15.1	14.8	15.1	15.1	14.8	14.8	14.8	14.8	14.4	0.4	0.6
7,5°	15.1	15.1	14.8	14.4	14.4	14.4	14.4	14.4	14.1	14.1	13.8	0.9	1.5
10,0°	15.8	14.8	14.1	13.8	13.8	13.8	13.8	13.1	12.8	12.8	12.5	1.7	3.2
12,5°	29.9	22.3	17.1	14.1	13.8	13.5	13.1	12.5	12.1	11.8	11.8	3.4	6.6
15,0°	37.1	37.8	34.1	28.2	21.7	14.1	13.8	12.5	11.5	11.5	11.2	5.3	11.9
17,5°	38.4	30.2	25.9	25.6	27.3	26.6	21.7	18.4	13.1	12.1	11.8	7.7	19.6
20,0°	44.7	38.1	33.2	30.2	28.2	21.3	15.1	19.0	23.3	22.3	19.0	10.2	29.8
22,5°	42.7	31.2	30.5	28.2	30.9	25.3	18.4	26.3	28.6	24.0	21.7	12.9	42.7
25,0°	39.1	31.8	28.2	26.9	27.6	24.3	19.4	25.6	27.9	29.2	30.2	14.8	57.5
27,5°	43.3	34.5	29.6	28.9	29.9	29.6	23.3	30.5	30.9	26.6	30.2	17.4	75.0
30,0°	46.3	42.0	36.8	32.8	30.2	26.6	24.3	28.2	32.2	28.6	28.2	20.8	95.7
32,5°	60.1	51.2	38.4	32.5	33.5	32.5	29.6	29.9	30.5	27.6	27.6	24.6	120.3
35,0°	80.4	70.9	56.8	49.3	45.6	37.4	28.6	31.5	29.9	26.9	26.9	28.4	148.7
37,5°	88.3	77.5	65.3	59.8	50.6	41.4	33.5	38.7	36.8	32.8	30.9	32.7	181.4
40,0°	86.0	77.8	67.0	60.7	52.9	40.7	35.8	43.0	44.0	39.7	39.4	36.4	217.8
42,5°	87.0	77.2	66.7	62.1	54.5	43.0	38.7	44.3	46.6	42.7	42.0	40.3	258.2
45,0°	85.0	78.5	68.0	63.0	55.2	44.3	37.4	41.7	45.3	41.7	40.7	44.1	302.2
47,5°	82.4	75.5	65.3	62.1	52.9	43.0	37.1	41.7	41.7	38.7	40.1	48.0	350.2
50,0°	76.5	74.5	64.0	61.1	51.9	42.0	36.8	39.1	41.0	37.4	36.8	51.8	402.0
52,5°	73.2	72.2	63.0	61.7	51.5	40.4	36.1	38.7	37.1	34.8	35.5	54.7	456.7
55,0°	69.0	71.2	62.1	58.8	49.9	39.4	33.8	35.1	35.8	30.9	30.2	57.7	514.4
57,5°	63.7	69.0	61.4	57.5	48.9	38.1	31.5	32.8	32.8	28.2	28.9	60.0	574.4
60,0°	58.1	64.4	57.8	54.5	47.3	37.8	30.2	30.2	31.2	26.3	25.6	60.2	634.6
62,5°	50.6	57.1	53.5	56.1	47.9	38.7	28.6	27.9	27.3	23.0	23.0	57.9	692.5
65,0°	45.0	51.5	49.3	55.5	50.2	41.0	28.6	25.6	25.3	21.3	20.4	54.5	747.0
67,5°	41.7	49.9	47.9	54.5	48.6	41.7	27.9	23.6	22.0	19.0	19.0	51.3	798.4
70,0°	36.8	45.6	47.3	51.5	47.0	39.7	27.9	22.3	20.7	17.4	16.4	48.1	846.4
72,5°	31.2	40.7	42.4	48.9	45.3	34.1	28.6	22.0	16.7	15.8	16.4	43.8	890.2
75,0°	28.6	37.1	36.4	38.7	34.5	26.6	24.0	21.3	16.4	13.8	13.1	36.4	926.7
77,5°	24.0	27.9	27.3	29.2	24.0	19.4	17.7	16.4	12.8	11.5	11.8	26.1	952.7
80,0°	20.7	19.7	18.7	21.3	18.7	17.7	15.4	14.1	11.2	10.2	9.9	15.7	968.4
82,5°	15.1	14.1	12.8	15.4	15.4	15.8	14.4	12.8	9.2	8.9	8.5	4.3	972.7
85,0°	9.5	8.2	7.2	9.5	9.5	9.5	9.5	9.5	7.6	6.9	6.6	3.0	975.7
87,5°	7.6	6.6	5.6	7.2	7.2	7.6	7.2	6.9	5.6	5.6	5.3	2.6	978.3
90,0°	6.6	5.3	4.6	5.3	5.6	5.6	5.3	5.3	4.6	4.3	3.9	2.2	980.6
92,5°	5.6	4.9	3.9	4.6	4.9	4.6	4.6	4.6	3.9	3.9	3.9	2.0	982.6
95,0°	5.3	4.6	3.9	4.3	4.6	4.3	4.3	3.9	3.9	3.6	3.3	1.9	984.4
97,5°	4.9	4.3	3.3	3.9	3.9	3.9	3.9	3.9	3.6	3.3	3.3	1.7	986.1
100,0°	4.9	4.3	3.6	3.6	3.9	3.9	3.6	3.9	3.3	3.3	3.3	1.6	987.7
102,5°	4.3	3.9	3.3	3.3	3.3	3.3	3.3	3.3	3.3	3.3	3.3	1.5	989.2
105,0°	4.3	3.6	3.3	3.3	3.3	3.3	3.3	3.3	3.0	2.6	2.6	1.4	990.6
107,5°	3.9	3.6	3.3	3.3	3.0	3.0	2.6	2.6	2.6	2.6	2.6	1.3	991.9
110,0°	3.6	3.6	3.0	2.6	2.6	2.6	2.6	2.6	2.6	2.6	2.6	1.2	993.1
112,5°	3.6	3.3	3.0	2.6	2.6	2.6	2.6	2.6	2.6	2.6	2.6	1.2	994.3

## Photometric test report

<b>Family</b> CITY-LIGHT ELEGANCE LED	<b>Order number: 5XA5265EY14H000022</b> <b>EAN: 4058352024041</b>	<b>LP number</b> 57133_69
<b>Table of values for luminous intensities</b>		<b>Maximum luminous intensity</b>
		<b>siteco</b>

C-planes	0° 180°	5° 175°	10° 170°	15° 165°	20° 160°	25° 155°	30° 150°	35° 145°	40° 140°	45° 135°	50° 130°	55° 125°	60° 120°
$\gamma$	Luminous intensity in cd/klm												
115,0°	5.9	4.9	4.9	4.9	4.9	4.6	4.6	4.6	4.6	4.9	4.9	5.3	5.3
117,5°	4.3	4.3	4.3	4.6	4.3	4.3	4.3	4.3	4.3	4.3	4.6	4.6	4.6
120,0°	4.3	3.6	3.6	3.6	3.6	3.6	3.6	3.6	3.6	3.6	3.6	3.6	3.9
122,5°	3.0	3.0	3.0	3.0	2.6	2.6	2.3	2.3	2.6	2.6	2.6	3.0	2.6
125,0°	2.0	2.0	2.0	2.0	2.0	1.6	1.6	1.6	1.6	1.6	1.6	2.0	2.0
127,5°	2.0	1.6	1.6	1.6	1.3	1.3	1.3	1.3	1.3	1.3	1.3	1.3	1.3
130,0°	1.3	1.3	1.3	3.0	3.0	3.0	3.0	1.3	1.3	1.3	1.3	1.3	1.3
132,5°	1.3	1.3	1.3	1.3	1.3	1.3	1.3	1.0	1.0	1.3	1.0	1.0	1.0
135,0°	1.6	1.3	1.3	1.0	1.3	1.0	1.0	0.7	0.7	0.7	0.7	0.7	0.7
137,5°	1.3	1.3	1.3	0.7	0.7	0.7	0.7	0.7	0.7	0.7	0.7	0.7	0.7
140,0°	0.7	0.7	0.7	0.7	0.7	0.7	0.7	0.7	0.7	0.7	0.7	0.7	0.7
142,5°	1.0	1.0	0.7	0.7	0.7	0.7	0.7	0.7	0.7	0.7	0.7	0.7	0.7
145,0°	1.0	1.0	1.0	0.7	0.7	0.7	0.7	0.7	0.7	0.7	0.7	0.7	0.7
147,5°	1.0	1.3	1.0	0.7	0.7	0.7	0.7	0.7	0.7	0.7	0.7	0.7	0.7
150,0°	0.0	0.0	0.0	0.0	0.0	0.0	0.0	0.0	0.0	0.0	0.0	0.0	0.0
165,0°	0.0	0.0	0.0	0.0	0.0	0.0	0.0	0.0	0.0	0.0	0.0	0.0	0.0
180,0°	0.0	0.0	0.0	0.0	0.0	0.0	0.0	0.0	0.0	0.0	0.0	0.0	0.0

## Photometric test report

<b>Family</b> <b>CITY-LIGHT ELEGANCE LED</b>	<b>Order number: 5XA5265EY14H000022</b> <b>EAN: 4058352024041</b>	<b>LP number</b> <b>57133_69</b>
		<b>siteco</b>

C-planes	65° 115°	70° 110°	75° 105°	80° 100°	85° 95°	90°	185° 355°	190° 350°	195° 345°	200° 340°	205° 335°	210° 330°	215° 325°
γ	Luminous intensity in cd/klm												
115,0°	5.6	5.9	5.9	5.9	5.9	3.9	4.6	4.3	4.3	4.3	3.6	3.6	3.6
117,5°	4.9	5.3	5.6	5.6	4.3	2.0	4.3	4.3	3.6	3.6	3.6	3.6	3.3
120,0°	3.9	4.3	4.6	4.6	3.3	2.0	3.6	3.6	3.0	3.0	3.0	3.0	3.0
122,5°	3.0	3.3	3.3	3.3	2.3	1.3	2.6	2.3	2.3	2.3	2.3	2.3	2.3
125,0°	2.0	2.0	2.0	2.0	1.3	0.7	2.0	2.0	2.0	2.0	2.0	2.0	2.0
127,5°	1.3	1.3	1.3	1.3	1.3	0.7	1.6	2.0	1.6	2.0	2.0	2.0	2.0
130,0°	1.3	1.3	1.3	1.3	1.0	0.7	1.6	1.3	1.3	1.6	1.6	2.0	1.6
132,5°	1.3	1.3	1.3	1.0	0.7	0.7	1.3	1.3	1.3	1.3	1.3	1.3	1.3
135,0°	0.7	0.7	0.7	0.7	0.7	0.7	1.3	1.3	1.3	1.3	1.3	1.3	1.3
137,5°	0.7	0.7	0.7	0.7	0.7	0.7	1.3	1.3	1.3	1.3	1.3	1.3	1.3
140,0°	0.7	0.7	0.7	0.7	0.7	0.7	1.0	1.0	1.3	1.3	1.3	1.3	1.3
142,5°	0.7	0.7	0.7	0.7	0.7	0.7	1.3	1.3	1.3	1.3	1.3	1.3	1.3
145,0°	0.7	0.7	0.7	0.7	0.7	0.7	1.3	1.3	1.3	1.3	1.3	1.3	1.3
147,5°	0.7	0.7	0.7	0.7	0.7	0.7	1.0	1.3	1.0	1.3	1.3	1.3	1.0
150,0°	0.0	0.0	0.0	0.0	0.0	0.0	0.0	0.0	0.0	0.0	0.0	0.0	0.0
165,0°	0.0	0.0	0.0	0.0	0.0	0.0	0.0	0.0	0.0	0.0	0.0	0.0	0.0
180,0°	0.0	0.0	0.0	0.0	0.0	0.0	0.0	0.0	0.0	0.0	0.0	0.0	0.0

C-planes	220° 320°	225° 315°	230° 310°	235° 305°	240° 300°	245° 295°	250° 290°	255° 285°	260° 280°	265° 275°	270°	Phi-zone	Total Phi-zone
γ	Luminous intensity in cd/klm											Luminous flux in lm/klm	
115,0°	3.3	3.3	3.0	2.6	2.6	2.6	2.6	2.6	2.6	2.6	2.6	1.1	995.4
117,5°	3.0	3.0	3.0	2.6	2.6	2.0	2.3	2.6	2.6	2.3	2.6	0.9	996.3
120,0°	2.6	2.6	2.6	2.3	2.0	2.0	2.0	2.0	2.0	2.0	2.6	0.8	997.1
122,5°	2.3	2.0	2.0	2.0	2.0	2.0	2.0	2.0	2.0	2.0	2.0	0.6	997.6
125,0°	2.0	2.0	2.0	2.0	2.0	1.6	1.6	1.6	2.0	2.0	2.0	0.4	998.0
127,5°	2.0	2.0	2.0	2.0	2.0	1.6	1.6	1.6	1.6	1.6	2.0	0.3	998.4
130,0°	1.6	1.6	1.6	1.3	1.3	1.3	1.3	1.6	1.3	1.3	1.3	0.3	998.7
132,5°	1.3	1.3	1.3	1.3	1.3	1.3	1.3	1.3	1.3	1.3	1.3	0.2	999.0
135,0°	1.3	1.3	1.3	1.3	1.3	1.3	1.3	1.3	1.3	1.3	1.3	0.2	999.2
137,5°	1.3	1.3	1.3	1.3	1.3	1.3	1.3	1.3	1.3	1.3	1.3	0.2	999.4
140,0°	1.3	1.3	1.3	1.3	1.3	1.0	1.3	1.3	0.7	1.3	1.3	0.2	999.5
142,5°	1.3	1.3	1.3	1.3	1.3	1.3	1.0	1.0	1.3	1.3	1.3	0.2	999.7
145,0°	1.3	1.3	1.3	1.3	1.3	1.0	1.3	1.3	1.3	1.0	0.7	0.2	999.9
147,5°	1.3	1.0	1.0	1.0	1.0	1.0	1.0	1.0	0.7	1.0	1.3	0.1	1000.0
150,0°	0.0	0.0	0.0	0.0	0.0	0.0	0.0	0.0	0.0	0.0	0.0	0.0	1000.0
165,0°	0.0	0.0	0.0	0.0	0.0	0.0	0.0	0.0	0.0	0.0	0.0	0.0	1000.0
180,0°	0.0	0.0	0.0	0.0	0.0	0.0	0.0	0.0	0.0	0.0	0.0	0.0	1000.0

## Photometric test report

<b>Family</b> CITY-LIGHT ELEGANCE LED	<b>Order number: 5XA5265EY14H000022</b> <b>EAN: 4058352024041</b>	<b>LP number</b> 57133_69
--	--	------------------------------

<b>Dimming levels table</b>	environmental temperature: 25°C	<b>siteco</b>
-----------------------------	---------------------------------	---------------

Luminous flux %	Dimming level linear	Dimming level logarithmic	Luminous flux [lm]	Power consumption [W]	Power consumption [W]	Power consumption [W]
				start of lifetime	end of lifetime	average
100	254	254	1460	10.7	11.1	10.9
95	241	252	1385	10.1	10.4	10.2
90	229	250	1316	9.6	9.9	9.8
85	216	248	1242	9.0	9.3	9.2
80	203	246	1167	8.5	8.8	8.6
75	190	243	1092	7.9	8.2	8.0
70	178	241	1023	7.5	7.7	7.6
65	165	238	948	6.9	7.2	7.0
60	152	235	874	6.6	6.7	6.6
55	140	232	805	6.1	6.3	6.2
50	127	229	730	5.6	5.8	5.7
45	114	225	655	5.2	5.3	5.2
40	102	221	586	4.7	4.8	4.8
35	89	216	512	4.2	4.4	4.3
30	76	210	437	3.8	3.9	3.8
25	63	203	362	3.3	3.4	3.4
20	51	195	293	2.7	2.8	2.8
17	42	188	241	2.2	2.3	2.2