

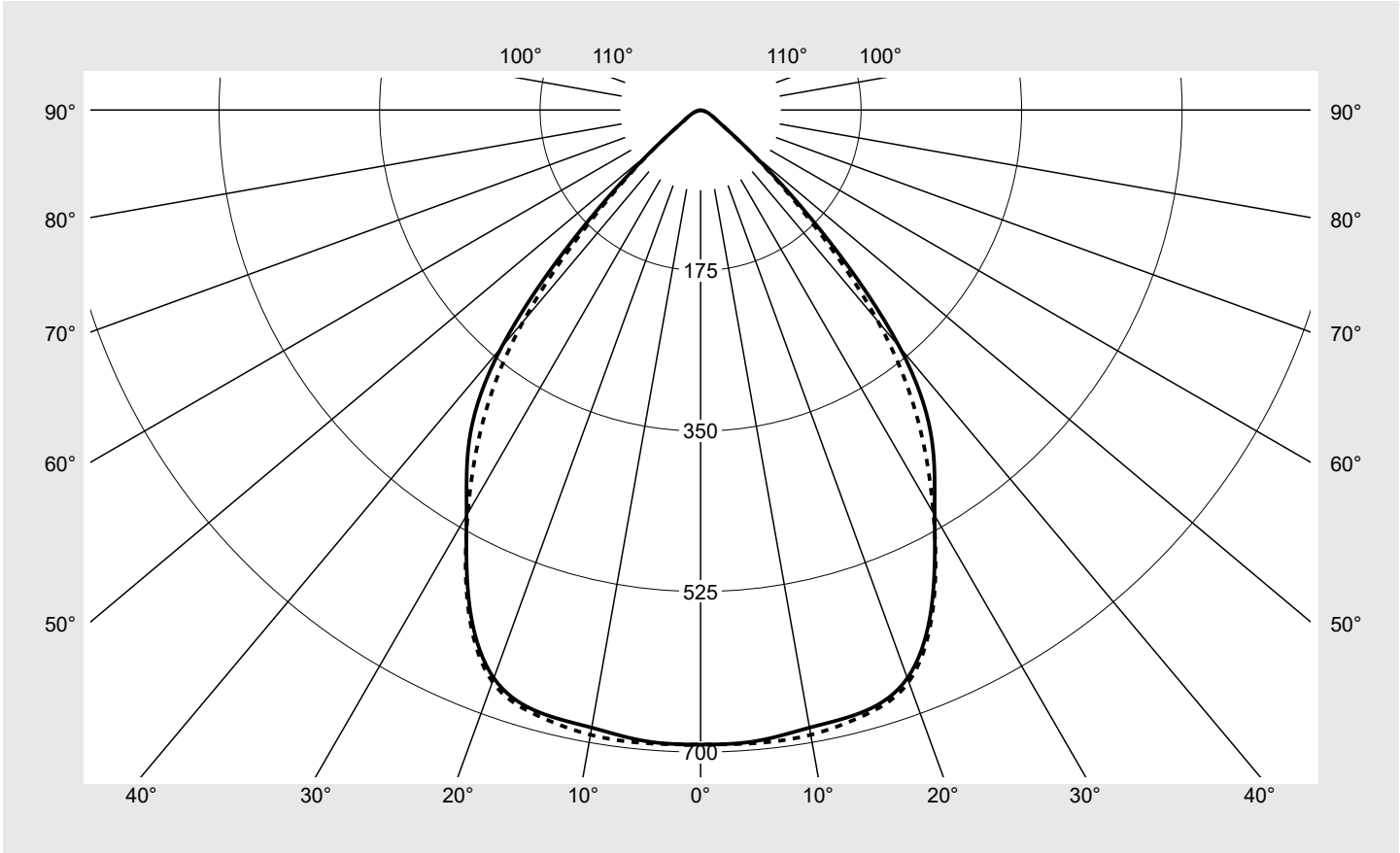


### Photometric test report

<b>Family</b> <b>Silica® 21</b>	<b>Order number: 51MX16DC3AWB</b> <b>EAN: 4058352907641</b>	<b>LP number</b> <b>59267_155</b>
	<b>Version</b>	recessed luminaire, reflector, white, direct distribution, wide distribution, UGR≤19 (L65≤3000cd/m²)
	<b>Lamps</b>	LED 3000 K   CRI ≥ 80
	<b>Controlgear</b>	ECG-DALI
	<b>Rated values</b>	Net luminous flux = 10800 lm Power consumption = 63.6 W Luminous efficacy = 169.8 lm/W
		<b>serial documentation</b> <b>02.08.2023</b>
		

**Luminous intensity in cd/klm** C180-0 C270-90 Imax: 693 cd/klm



Classifications	
DIN 5040	A 6 0
CIE	N1=83 N2=98 N3=100 N4=100 N5=100

Luminaire light output ratios	
$\eta_{LB}$	100.0%
$\phi_u$	100.0%
$\phi_o$	0.0%

**Measurement conditions**  
 DIN EN 13032 and DIN 5032

## Photometric test report

Family <b>Silica® 21</b>	Order number: <b>51MX16DC3AWB</b> EAN: <b>4058352907641</b>	LP number <b>59267_155</b>
Table of values for luminous intensities		Maximum luminous intensity
		<b>siteco</b>

C-planes $\gamma$	0° 180°	15°	30°	45°	60°	75°	90° 270°	Phi-zone	Total Phi-zone
		165° 195° 345°	150° 210° 330°	135° 225° 315°	120° 240° 300°	105° 255° 285°			
Luminous intensity in cd/klm								Luminous flux in lm/klm	
0°	691.8	691.8	691.8	691.8	691.8	691.8	691.8	4.1	4.1
5°	690.7	689.7	686.1	690.3	692.9	690.5	692.9	33.0	37.1
10°	683.8	683.7	680.0	686.1	689.1	688.2	691.7	65.3	102.4
15°	679.8	682.8	679.6	683.5	685.2	682.6	683.9	96.8	199.2
20°	659.2	666.3	668.8	670.3	667.9	663.4	663.6	124.9	324.1
25°	596.3	606.7	617.7	624.9	617.5	607.1	599.6	141.8	465.9
30°	510.4	519.4	522.0	521.4	520.1	511.7	507.7	141.8	607.7
35°	439.7	447.6	431.3	414.6	422.9	421.6	413.2	134.4	742.1
40°	337.7	347.1	337.5	327.0	327.2	315.0	300.9	115.9	857.9
45°	183.5	191.6	192.8	192.4	185.5	172.4	164.1	71.6	929.5
50°	72.2	76.5	81.6	85.0	79.2	72.7	70.3	32.6	962.2
55°	28.9	31.6	36.0	41.5	36.6	30.9	28.5	15.4	977.5
60°	17.8	18.8	20.5	22.6	20.4	18.4	17.4	9.4	986.9
65°	11.5	12.0	12.6	12.8	12.4	11.7	11.3	6.0	992.9
70°	7.8	8.1	7.5	7.2	7.4	7.8	7.7	3.9	996.9
75°	3.2	3.4	3.7	3.8	3.8	3.6	3.3	1.9	998.8
80°	1.5	1.5	1.5	1.6	1.6	1.6	1.6	0.8	999.6
85°	0.7	0.7	0.7	0.7	0.7	0.8	0.8	0.4	1000.0
90°	0.0	0.0	0.0	0.0	0.0	0.0	0.0	0.0	1000.0
95°	0.0	0.0	0.0	0.0	0.0	0.0	0.0	0.0	1000.0
100°	0.0	0.0	0.0	0.0	0.0	0.0	0.0	0.0	1000.0
105°	0.0	0.0	0.0	0.0	0.0	0.0	0.0	0.0	1000.0
110°	0.0	0.0	0.0	0.0	0.0	0.0	0.0	0.0	1000.0
115°	0.0	0.0	0.0	0.0	0.0	0.0	0.0	0.0	1000.0
120°	0.0	0.0	0.0	0.0	0.0	0.0	0.0	0.0	1000.0
125°	0.0	0.0	0.0	0.0	0.0	0.0	0.0	0.0	1000.0
130°	0.0	0.0	0.0	0.0	0.0	0.0	0.0	0.0	1000.0
135°	0.0	0.0	0.0	0.0	0.0	0.0	0.0	0.0	1000.0
140°	0.0	0.0	0.0	0.0	0.0	0.0	0.0	0.0	1000.0
145°	0.0	0.0	0.0	0.0	0.0	0.0	0.0	0.0	1000.0
150°	0.0	0.0	0.0	0.0	0.0	0.0	0.0	0.0	1000.0
155°	0.0	0.0	0.0	0.0	0.0	0.0	0.0	0.0	1000.0
160°	0.0	0.0	0.0	0.0	0.0	0.0	0.0	0.0	1000.0
165°	0.0	0.0	0.0	0.0	0.0	0.0	0.0	0.0	1000.0
170°	0.0	0.0	0.0	0.0	0.0	0.0	0.0	0.0	1000.0
175°	0.0	0.0	0.0	0.0	0.0	0.0	0.0	0.0	1000.0
180°	0.0	0.0	0.0	0.0	0.0	0.0	0.0	0.0	1000.0

## Photometric test report

Family <b>Silica® 21</b>	Order number: <b>51MX16DC3AWB</b> EAN: <b>4058352907641</b>	LP number <b>59267_155</b>
-----------------------------	--	-------------------------------

UGR-Table	Standard room	<b>siteco</b>
-----------	---------------	---------------

Reflection factor of ceiling	0.7	0.7	0.5	0.5	0.3	0.7	0.7	0.5	0.5	0.3	
Reflection factor of walls	0.5	0.3	0.5	0.3	0.3	0.5	0.3	0.5	0.3	0.3	
Reflection factor of floor	0.2	0.2	0.2	0.2	0.2	0.2	0.2	0.2	0.2	0.2	
Room dimensions	View crosswise (C0)					View endwise (C90)					
x	y										
2H	2H	19.2	20.5	19.5	20.8	21.1	18.8	20.1	19.2	20.4	20.8
	3H	19.1	20.2	19.5	20.6	20.9	18.7	19.9	19.1	20.2	20.6
	4H	19.0	20.1	19.4	20.4	20.8	18.7	19.8	19.1	20.1	20.5
	6H	19.0	19.9	19.4	20.3	20.7	18.6	19.6	19.1	20.0	20.4
	8H	19.0	19.9	19.5	20.2	20.6	18.7	19.5	19.1	19.9	20.3
	12H	19.0	19.8	19.4	20.2	20.6	18.7	19.4	19.1	19.8	20.2
4H	2H	19.0	20.1	19.4	20.4	20.8	18.7	19.7	19.1	20.1	20.5
	3H	19.0	19.8	19.4	20.2	20.6	18.6	19.5	19.1	19.9	20.3
	4H	18.9	19.7	19.3	20.1	20.5	18.6	19.3	19.0	19.8	20.2
	6H	18.8	19.5	19.3	19.9	20.4	18.5	19.2	19.0	19.6	20.1
	8H	18.8	19.4	19.3	19.8	20.3	18.5	19.1	18.9	19.5	20.0
	12H	18.8	19.3	19.3	19.7	20.2	18.5	19.0	19.0	19.4	19.9
8H	4H	18.8	19.4	19.3	19.8	20.3	18.5	19.1	18.9	19.5	20.0
	6H	18.7	19.2	19.2	19.7	20.2	18.4	18.9	18.9	19.3	19.9
	8H	18.7	19.1	19.2	19.6	20.1	18.3	18.8	18.8	19.3	19.8
	12H	18.6	19.0	19.2	19.5	20.0	18.3	18.7	18.8	19.2	19.7
12H	4H	18.8	19.3	19.3	19.7	20.2	18.5	19.0	19.0	19.4	19.9
	6H	18.7	19.1	19.2	19.6	20.1	18.4	18.8	18.9	19.2	19.8
	8H	18.6	19.0	19.2	19.5	20.0	18.3	18.7	18.8	19.2	19.7

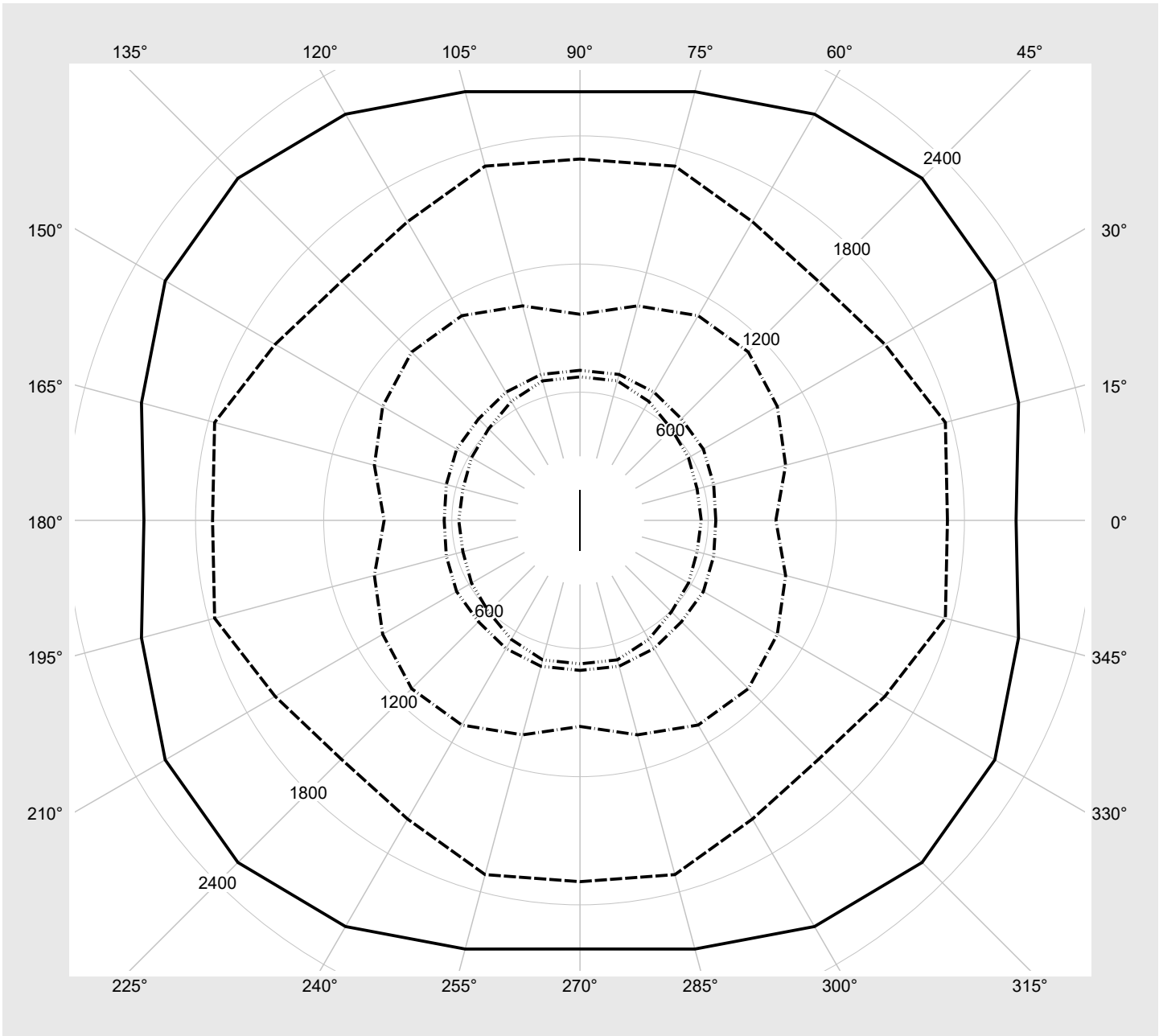
Luminance table	Max. for $\gamma \geq 65^\circ$	Photometric dimensions in mm:	L = 2940 B = 49
-----------------	---------------------------------	-------------------------------	--------------------

C-planes	$\gamma$	Luminance in cd/m <sup>2</sup>							
		0° 180°	15° 165° 195° 345°	30° 150° 210° 330°	45° 135° 225° 315°	60° 120° 240° 300°	75° 105° 255° 285°	90° 270°	
45°		19452.8	20315.3	20437.6	20402.6	19662.5	18275.0	17396.7	
50°		8421.2	8918.7	9514.3	9918.7	9238.0	8480.2	8204.5	
55°		3783.2	4132.5	4709.4	5424.9	4781.9	4042.7	3721.5	
60°		2665.3	2812.8	3074.2	3383.2	3063.4	2762.6	2614.2	
65°		2041.8	2125.7	2242.6	2265.1	2195.7	2077.8	2006.6	
70°		1720.5	1771.1	1648.1	1580.8	1614.6	1716.9	1691.5	
75°		917.1	996.7	1066.8	1114.6	1106.5	1039.6	964.8	
80°		635.9	648.0	667.0	671.8	692.9	707.2	702.4	
85°		567.7	567.7	586.6	605.6	643.4	676.1	671.8	

**Photometric test report**

<b>Family</b> <b>Silica® 21</b>	<b>Order number: 51MX16DC3AWB</b> <b>EAN: 4058352907641</b>	<b>LP number</b> <b>59267_155</b>
------------------------------------	--	--------------------------------------

**Luminance values in cd/m<sup>2</sup>**     γ 65°   γ 70°   γ 75°   γ 80°   γ 85°     **siteco**



## Photometric test report

<b>Family</b> Silica® 21	<b>Order number: 51MX16DC3AWB</b> <b>EAN: 4058352907641</b>	<b>LP number</b> 59267_155
-----------------------------	--	-------------------------------

<b>Dimming levels table</b>	environmental temperature: 25°C	<b>sITeco</b>
-----------------------------	---------------------------------	---------------

Luminous flux %	Dimming level linear	Dimming level logarithmic	Luminous flux [lm]	Power consumption [W]
100	254	254	10800	63.6
95	241	252	10277	60.4
90	227	250	9710	57.1
85	214	248	9182	54.0
80	201	245	8651	50.9
75	188	243	8115	47.8
70	175	240	7576	44.5
65	162	238	7031	41.6
60	149	234	6486	38.4
55	136	231	5932	35.4
50	124	228	5421	32.4
45	111	224	4863	29.3
40	98	219	4303	26.3
35	86	214	3783	23.5
30	74	209	3260	20.8
25	61	202	2690	17.8
20	49	194	2162	14.9
15	37	183	1628	12.0
10	25	169	1095	9.1
5	13	145	559	5.8
3	8	127	335	4.0