
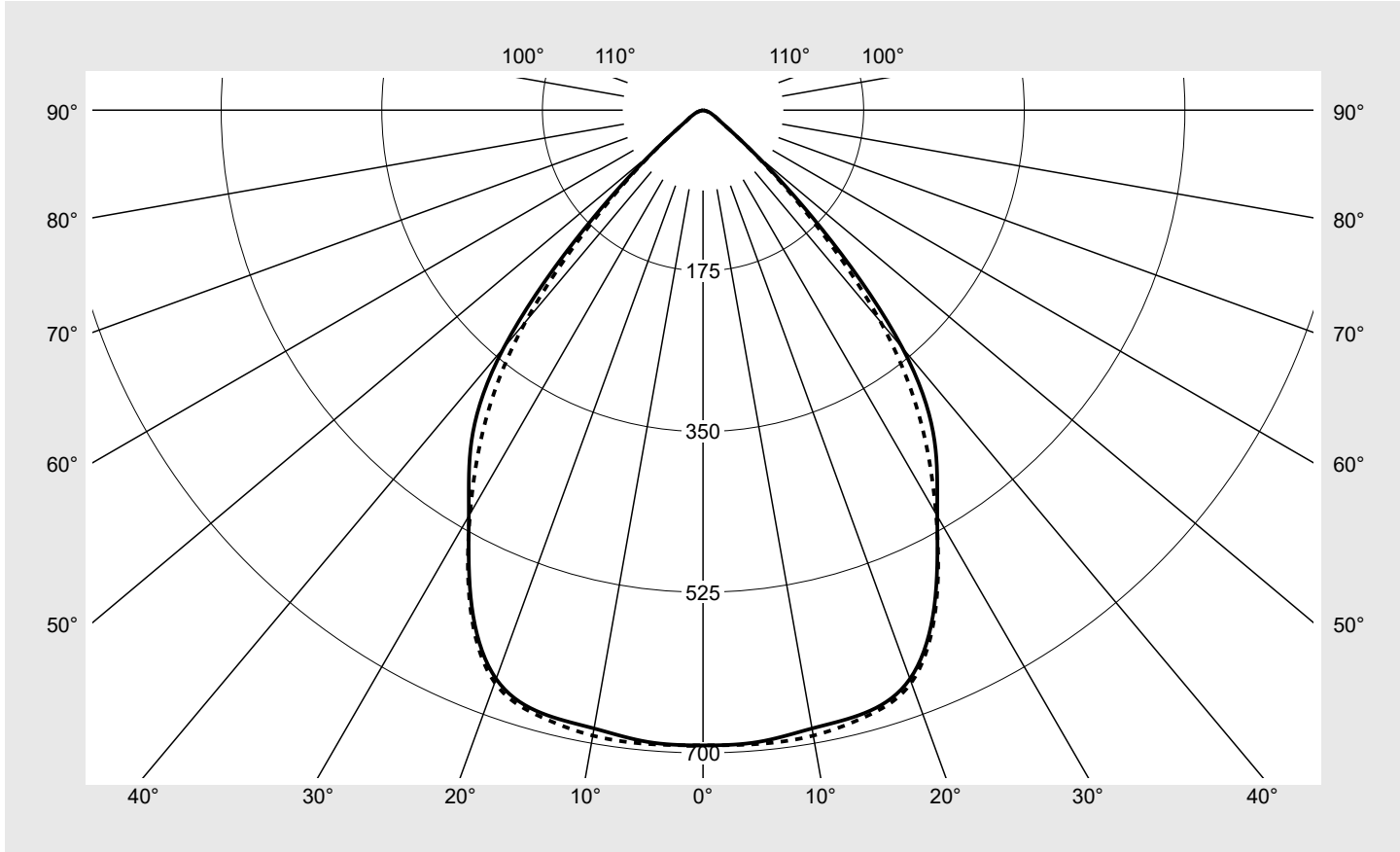


# Photometric test report

<b>Family</b> <b>Silica® 21</b>	<b>Order number: 51MX16DA34WB</b> <b>EAN: 4058352907566</b>	<b>LP number</b> <b>59267_151</b>
	<b>Version</b> recessed luminaire, reflector, white, direct distribution, wide distribution, UGR≤19 (L65≤3000cd/m²)	<b>serial documentation</b> <b>02.08.2023</b>
	<b>Lamps</b> LED 3000 K   CRI ≥ 80 <b>Controlgear</b> ECG-DALI <b>Rated values</b> Net luminous flux = 4320 lm Power consumption = 25.1 W Luminous efficacy = 172.1 lm/W	

**Luminous intensity in cd/klm**    C180-0    C270-90                      **Imax: 693 cd/klm**



Classifications	
DIN 5040	A 6 0
CIE	N1=83 N2=98 N3=100 N4=100 N5=100

Luminaire light output ratios	
$\eta_{LB}$	100.0%
$\phi_u$	100.0%
$\phi_o$	0.0%

**Measurement conditions**  
 DIN EN 13032 and DIN 5032

## Photometric test report

Family <b>Silica® 21</b>	Order number: <b>51MX16DA34WB</b> EAN: <b>4058352907566</b>	LP number <b>59267_151</b>
<b>Table of values for luminous intensities</b>		<b>Maximum luminous intensity</b>
		<b>siteco</b>

C-planes $\gamma$	0° 180°	15°	30°	45°	60°	75°	90° 270°	Phi-zone	Total Phi-zone
		165° 195° 345°	150° 210° 330°	135° 225° 315°	120° 240° 300°	105° 255° 285°			
Luminous intensity in cd/klm							Luminous flux in lm/klm		
0°	691.8	691.8	691.8	691.8	691.8	691.8	691.8	4.1	4.1
5°	690.7	689.7	686.1	690.3	692.9	690.5	692.9	33.0	37.1
10°	683.8	683.7	680.0	686.1	689.1	688.2	691.7	65.3	102.4
15°	679.8	682.8	679.6	683.5	685.2	682.6	683.9	96.8	199.2
20°	659.2	666.3	668.8	670.3	667.9	663.4	663.6	124.9	324.1
25°	596.3	606.7	617.7	624.9	617.5	607.1	599.6	141.8	465.9
30°	510.4	519.4	522.0	521.4	520.1	511.7	507.7	141.8	607.7
35°	439.7	447.6	431.3	414.6	422.9	421.6	413.2	134.4	742.1
40°	337.7	347.1	337.5	327.0	327.2	315.0	300.9	115.9	857.9
45°	183.5	191.6	192.8	192.4	185.5	172.4	164.1	71.6	929.5
50°	72.2	76.5	81.6	85.0	79.2	72.7	70.3	32.6	962.2
55°	28.9	31.6	36.0	41.5	36.6	30.9	28.5	15.4	977.5
60°	17.8	18.8	20.5	22.6	20.4	18.4	17.4	9.4	986.9
65°	11.5	12.0	12.6	12.8	12.4	11.7	11.3	6.0	992.9
70°	7.8	8.1	7.5	7.2	7.4	7.8	7.7	3.9	996.9
75°	3.2	3.4	3.7	3.8	3.8	3.6	3.3	1.9	998.8
80°	1.5	1.5	1.5	1.6	1.6	1.6	1.6	0.8	999.6
85°	0.7	0.7	0.7	0.7	0.7	0.8	0.8	0.4	1000.0
90°	0.0	0.0	0.0	0.0	0.0	0.0	0.0	0.0	1000.0
95°	0.0	0.0	0.0	0.0	0.0	0.0	0.0	0.0	1000.0
100°	0.0	0.0	0.0	0.0	0.0	0.0	0.0	0.0	1000.0
105°	0.0	0.0	0.0	0.0	0.0	0.0	0.0	0.0	1000.0
110°	0.0	0.0	0.0	0.0	0.0	0.0	0.0	0.0	1000.0
115°	0.0	0.0	0.0	0.0	0.0	0.0	0.0	0.0	1000.0
120°	0.0	0.0	0.0	0.0	0.0	0.0	0.0	0.0	1000.0
125°	0.0	0.0	0.0	0.0	0.0	0.0	0.0	0.0	1000.0
130°	0.0	0.0	0.0	0.0	0.0	0.0	0.0	0.0	1000.0
135°	0.0	0.0	0.0	0.0	0.0	0.0	0.0	0.0	1000.0
140°	0.0	0.0	0.0	0.0	0.0	0.0	0.0	0.0	1000.0
145°	0.0	0.0	0.0	0.0	0.0	0.0	0.0	0.0	1000.0
150°	0.0	0.0	0.0	0.0	0.0	0.0	0.0	0.0	1000.0
155°	0.0	0.0	0.0	0.0	0.0	0.0	0.0	0.0	1000.0
160°	0.0	0.0	0.0	0.0	0.0	0.0	0.0	0.0	1000.0
165°	0.0	0.0	0.0	0.0	0.0	0.0	0.0	0.0	1000.0
170°	0.0	0.0	0.0	0.0	0.0	0.0	0.0	0.0	1000.0
175°	0.0	0.0	0.0	0.0	0.0	0.0	0.0	0.0	1000.0
180°	0.0	0.0	0.0	0.0	0.0	0.0	0.0	0.0	1000.0

## Photometric test report

Family <b>Silica® 21</b>	Order number: <b>51MX16DA34WB</b> EAN: <b>4058352907566</b>	LP number <b>59267_151</b>
-----------------------------	--	-------------------------------

<b>UGR-Table</b>	<b>Standard room</b>	<b>siteco</b>
------------------	----------------------	---------------

Reflection factor of ceiling	0.7	0.7	0.5	0.5	0.3	0.7	0.7	0.5	0.5	0.3	
Reflection factor of walls	0.5	0.3	0.5	0.3	0.3	0.5	0.3	0.5	0.3	0.3	
Reflection factor of floor	0.2	0.2	0.2	0.2	0.2	0.2	0.2	0.2	0.2	0.2	
Room dimensions	View crosswise (C0)					View endwise (C90)					
x	y										
2H	2H	19.2	20.5	19.5	20.8	21.1	18.8	20.1	19.2	20.4	20.8
	3H	19.1	20.2	19.5	20.6	20.9	18.7	19.9	19.1	20.2	20.6
	4H	19.0	20.1	19.4	20.4	20.8	18.7	19.8	19.1	20.1	20.5
	6H	19.0	19.9	19.4	20.3	20.7	18.6	19.6	19.1	20.0	20.4
	8H	19.0	19.9	19.5	20.2	20.6	18.7	19.5	19.1	19.9	20.3
	12H	19.0	19.8	19.4	20.2	20.6	18.7	19.4	19.1	19.8	20.2
4H	2H	19.0	20.1	19.4	20.4	20.8	18.7	19.7	19.1	20.1	20.5
	3H	19.0	19.8	19.4	20.2	20.6	18.6	19.5	19.1	19.9	20.3
	4H	18.9	19.7	19.3	20.1	20.5	18.6	19.3	19.0	19.8	20.2
	6H	18.8	19.5	19.3	19.9	20.4	18.5	19.2	19.0	19.6	20.1
	8H	18.8	19.4	19.3	19.8	20.3	18.5	19.1	18.9	19.5	20.0
	12H	18.8	19.3	19.3	19.7	20.2	18.5	19.0	19.0	19.4	19.9
8H	4H	18.8	19.4	19.3	19.8	20.3	18.5	19.1	18.9	19.5	20.0
	6H	18.7	19.2	19.2	19.7	20.2	18.4	18.9	18.9	19.3	19.9
	8H	18.7	19.1	19.2	19.6	20.1	18.3	18.8	18.8	19.3	19.8
	12H	18.6	19.0	19.2	19.5	20.0	18.3	18.7	18.8	19.2	19.7
12H	4H	18.8	19.3	19.3	19.7	20.2	18.5	19.0	19.0	19.4	19.9
	6H	18.7	19.1	19.2	19.6	20.1	18.4	18.8	18.9	19.2	19.8
	8H	18.6	19.0	19.2	19.5	20.0	18.3	18.7	18.8	19.2	19.7

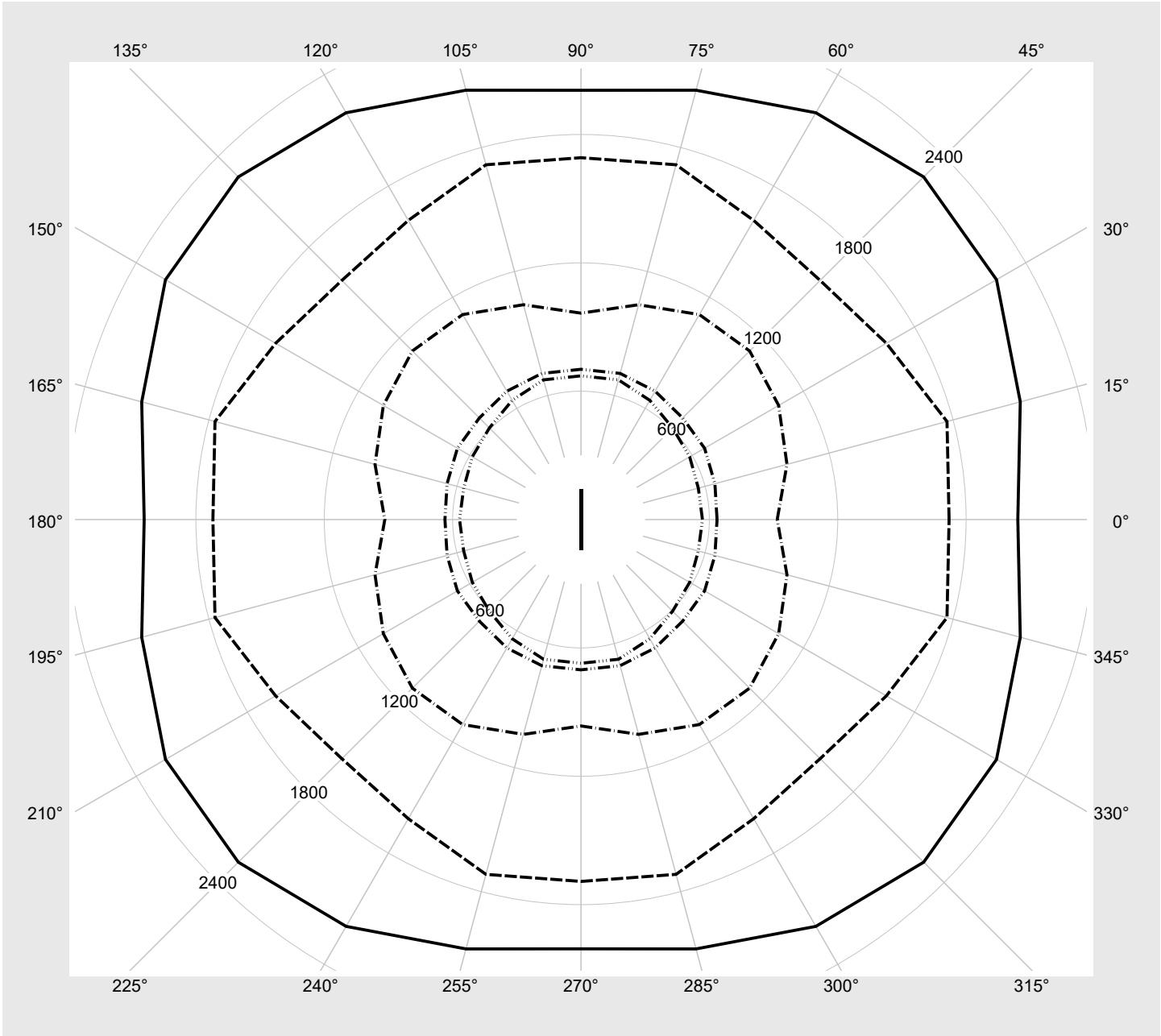
<b>Luminance table</b>	<b>Max. for <math>\gamma \geq 65^\circ</math></b>	<b>Photometric dimensions in mm:</b>	<b>L = 1176</b> <b>B = 49</b>
------------------------	---	--------------------------------------	----------------------------------

C-planes	$\gamma$	Luminance in cd/m <sup>2</sup>							
		0° 180°	15° 165° 195° 345°	30° 150° 210° 330°	45° 135° 225° 315°	60° 120° 240° 300°	75° 105° 255° 285°	90° 270°	
45°		19452.8	20315.3	20437.6	20402.6	19662.5	18275.0	17396.7	
50°		8421.2	8918.7	9514.3	9918.7	9238.0	8480.2	8204.5	
55°		3783.2	4132.5	4709.4	5424.9	4781.9	4042.7	3721.5	
60°		2665.3	2812.8	3074.2	3383.2	3063.4	2762.6	2614.2	
65°		2041.8	2125.7	2242.6	2265.1	2195.7	2077.8	2006.6	
70°		1720.5	1771.1	1648.1	1580.8	1614.6	1716.9	1691.5	
75°		917.1	996.7	1066.8	1114.6	1106.5	1039.6	964.8	
80°		635.9	648.0	667.0	671.8	692.9	707.2	702.4	
85°		567.7	567.7	586.6	605.6	643.4	676.1	671.8	

**Photometric test report**

<b>Family</b> <b>Silica® 21</b>	<b>Order number: 51MX16DA34WB</b> <b>EAN: 4058352907566</b>	<b>LP number</b> <b>59267_151</b>
------------------------------------	--	--------------------------------------

**Luminance values in cd/m<sup>2</sup>**     γ 65°   γ 70°   γ 75°   γ 80°   γ 85°     **siteco**



## Photometric test report

<b>Family</b> Silica® 21	<b>Order number: 51MX16DA34WB</b> <b>EAN: 4058352907566</b>	<b>LP number</b> 59267_151
-----------------------------	--	-------------------------------

<b>Dimming levels table</b>	environmental temperature: 25°C	<b>sITeco</b>
-----------------------------	---------------------------------	---------------

Luminous flux %	Dimming level linear	Dimming level logarithmic	Luminous flux [lm]	Power consumption [W]
100	254	254	4320	25.1
95	241	252	4111	23.8
90	227	250	3885	22.4
85	214	248	3673	21.1
80	201	245	3461	19.8
75	188	243	3246	18.5
70	175	240	3031	17.2
65	162	238	2813	16.0
60	149	234	2595	14.6
55	136	231	2373	13.4
50	123	227	2152	12.2
45	111	224	1946	11.0
40	98	219	1722	9.8
35	86	214	1514	8.6
30	74	209	1304	7.6
25	61	202	1077	6.4
20	49	194	865	5.3
15	37	183	651	4.2
10	25	169	438	3.2
5	13	145	223	1.9
3	8	127	134	1.2