
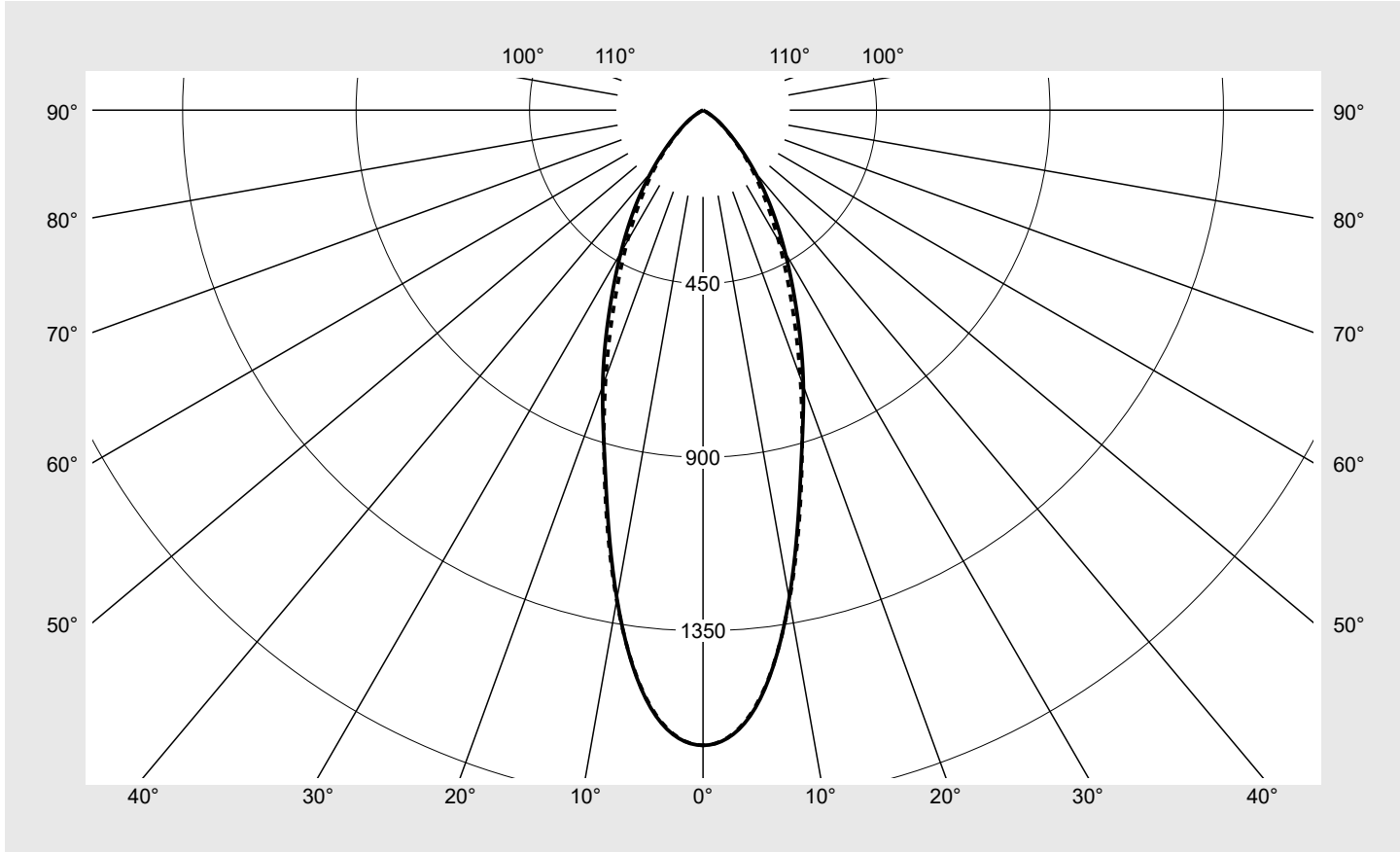


# Photometric test report

<b>Family</b> <b>Silica® 21</b>	<b>Order number: 51MX11DB35WB</b> <b>EAN: 4058352905111</b>	<b>LP number</b> <b>59268_95</b>
	<b>Version</b> recessed luminaire, reflector, black, direct distribution, narrow distribution, UGR≤19 (L65≤3000cd/m²)	<b>serial documentation</b> <b>02.08.2023</b>
	<b>Lamps</b> LED 3000 K   CRI ≥ 80 <b>Controlgear</b> ECG-DALI <b>Rated values</b> Net luminous flux = 5400 lm Power consumption = 34.3 W Luminous efficacy = 157.4 lm/W	

**Luminous intensity in cd/klm**    C180-0    C270-90    **Imax: 1647 cd/klm**



Classifications	
DIN 5040	A 7 0
CIE	N1=87 N2=99 N3=100 N4=100 N5=100

Luminaire light output ratios	
$\eta_{LB}$	100.0%
$\phi_u$	100.0%
$\phi_o$	0.0%

Measurement conditions
DIN EN 13032 and DIN 5032

## Photometric test report

<b>Family</b> <b>Silica® 21</b>	<b>Order number: 51MX11DB35WB</b> <b>EAN: 4058352905111</b>	<b>LP number</b> <b>59268_95</b>
<b>Table of values for luminous intensities</b>		<b>Maximum luminous intensity</b>
		<b>siteco</b>

C-planes γ	0° 180°	15°	30°	45°	60°	75°	90° 270°	Phi-zone	Total Phi-zone
		165° 195° 345°	150° 210° 330°	135° 225° 315°	120° 240° 300°	105° 255° 285°			
Luminous intensity in cd/klm								Luminous flux in lm/klm	
0°	1647.1	1647.1	1647.1	1647.1	1647.1	1647.1	1647.1	9.9	9.9
5°	1556.0	1552.2	1545.4	1552.7	1555.3	1549.6	1552.8	74.1	84.0
10°	1286.3	1288.4	1295.0	1311.1	1307.0	1291.2	1290.4	123.4	207.4
15°	978.4	985.5	998.6	1011.3	1007.8	991.2	986.9	141.3	348.7
20°	761.0	758.1	743.8	731.7	736.2	737.5	737.7	139.2	488.0
25°	575.0	565.5	534.1	513.6	528.8	542.8	539.9	125.2	613.2
30°	426.0	419.2	386.1	366.4	385.1	401.9	392.9	108.2	721.3
35°	308.0	307.0	281.1	264.9	280.7	295.5	280.0	90.3	811.6
40°	209.2	211.1	196.7	188.3	198.2	205.5	193.0	70.5	882.1
45°	130.5	131.9	127.1	124.8	130.2	130.3	123.1	49.8	932.0
50°	76.5	78.3	78.7	78.6	80.6	77.5	73.2	32.8	964.8
55°	42.1	44.0	46.1	47.2	47.6	43.6	40.6	20.2	985.0
60°	13.4	16.3	24.8	26.9	25.6	18.0	14.5	9.9	994.9
65°	4.2	5.2	7.6	13.7	8.3	5.3	4.6	3.7	998.6
70°	1.7	1.8	1.5	2.7	1.9	2.1	2.2	1.0	999.6
75°	0.3	0.5	0.5	0.6	0.6	0.6	0.4	0.3	999.9
80°	0.1	0.1	0.1	0.1	0.2	0.2	0.2	0.1	999.9
85°	0.1	0.1	0.1	0.1	0.1	0.2	0.2	0.1	1000.0
90°	0.0	0.0	0.0	0.0	0.0	0.0	0.0	0.0	1000.0
95°	0.0	0.0	0.0	0.0	0.0	0.0	0.0	0.0	1000.0
100°	0.0	0.0	0.0	0.0	0.0	0.0	0.0	0.0	1000.0
105°	0.0	0.0	0.0	0.0	0.0	0.0	0.0	0.0	1000.0
110°	0.0	0.0	0.0	0.0	0.0	0.0	0.0	0.0	1000.0
115°	0.0	0.0	0.0	0.0	0.0	0.0	0.0	0.0	1000.0
120°	0.0	0.0	0.0	0.0	0.0	0.0	0.0	0.0	1000.0
125°	0.0	0.0	0.0	0.0	0.0	0.0	0.0	0.0	1000.0
130°	0.0	0.0	0.0	0.0	0.0	0.0	0.0	0.0	1000.0
135°	0.0	0.0	0.0	0.0	0.0	0.0	0.0	0.0	1000.0
140°	0.0	0.0	0.0	0.0	0.0	0.0	0.0	0.0	1000.0
145°	0.0	0.0	0.0	0.0	0.0	0.0	0.0	0.0	1000.0
150°	0.0	0.0	0.0	0.0	0.0	0.0	0.0	0.0	1000.0
155°	0.0	0.0	0.0	0.0	0.0	0.0	0.0	0.0	1000.0
160°	0.0	0.0	0.0	0.0	0.0	0.0	0.0	0.0	1000.0
165°	0.0	0.0	0.0	0.0	0.0	0.0	0.0	0.0	1000.0
170°	0.0	0.0	0.0	0.0	0.0	0.0	0.0	0.0	1000.0
175°	0.0	0.0	0.0	0.0	0.0	0.0	0.0	0.0	1000.0
180°	0.0	0.0	0.0	0.0	0.0	0.0	0.0	0.0	1000.0

## Photometric test report

Family <b>Silica® 21</b>	Order number: <b>51MX11DB35WB</b> EAN: <b>4058352905111</b>	LP number <b>59268_95</b>
-----------------------------	--	------------------------------

<b>UGR-Table</b>	<b>Standard room</b>	<b>siteco</b>
------------------	----------------------	---------------

Reflection factor of ceiling	0.7	0.7	0.5	0.5	0.3	0.7	0.7	0.5	0.5	0.3	
Reflection factor of walls	0.5	0.3	0.5	0.3	0.3	0.5	0.3	0.5	0.3	0.3	
Reflection factor of floor	0.2	0.2	0.2	0.2	0.2	0.2	0.2	0.2	0.2	0.2	
Room dimensions	View crosswise (C0)					View endwise (C90)					
x	y										
2H	2H	17.1	18.3	17.5	18.6	18.9	17.0	18.2	17.4	18.5	18.8
	3H	17.0	18.0	17.3	18.4	18.7	16.9	17.9	17.2	18.3	18.6
	4H	16.9	17.9	17.3	18.2	18.6	16.8	17.8	17.2	18.1	18.5
	6H	16.8	17.7	17.3	18.1	18.5	16.7	17.6	17.2	18.0	18.4
	8H	16.9	17.6	17.3	18.0	18.4	16.8	17.5	17.2	17.9	18.3
	12H	16.9	17.5	17.3	17.9	18.3	16.8	17.4	17.2	17.8	18.2
4H	2H	17.0	18.0	17.4	18.4	18.7	16.9	17.9	17.3	18.3	18.6
	3H	16.9	17.7	17.3	18.1	18.5	16.8	17.6	17.2	18.0	18.4
	4H	16.8	17.5	17.2	17.9	18.3	16.7	17.4	17.1	17.8	18.2
	6H	16.7	17.3	17.2	17.7	18.2	16.6	17.2	17.1	17.6	18.1
	8H	16.6	17.2	17.1	17.6	18.1	16.6	17.1	17.0	17.5	18.0
	12H	16.6	17.1	17.1	17.5	18.0	16.5	17.0	17.0	17.4	17.9
8H	4H	16.6	17.2	17.1	17.6	18.1	16.6	17.1	17.0	17.5	18.0
	6H	16.5	17.0	17.0	17.4	18.0	16.4	16.9	16.9	17.3	17.9
	8H	16.5	16.8	17.0	17.3	17.9	16.4	16.8	16.9	17.2	17.8
	12H	16.5	16.7	17.0	17.2	17.8	16.4	16.6	16.9	17.1	17.7
12H	4H	16.6	17.1	17.1	17.5	18.0	16.6	17.0	17.0	17.4	17.9
	6H	16.5	16.8	17.0	17.3	17.9	16.4	16.8	16.9	17.2	17.8
	8H	16.5	16.7	17.0	17.2	17.8	16.4	16.6	16.9	17.1	17.7

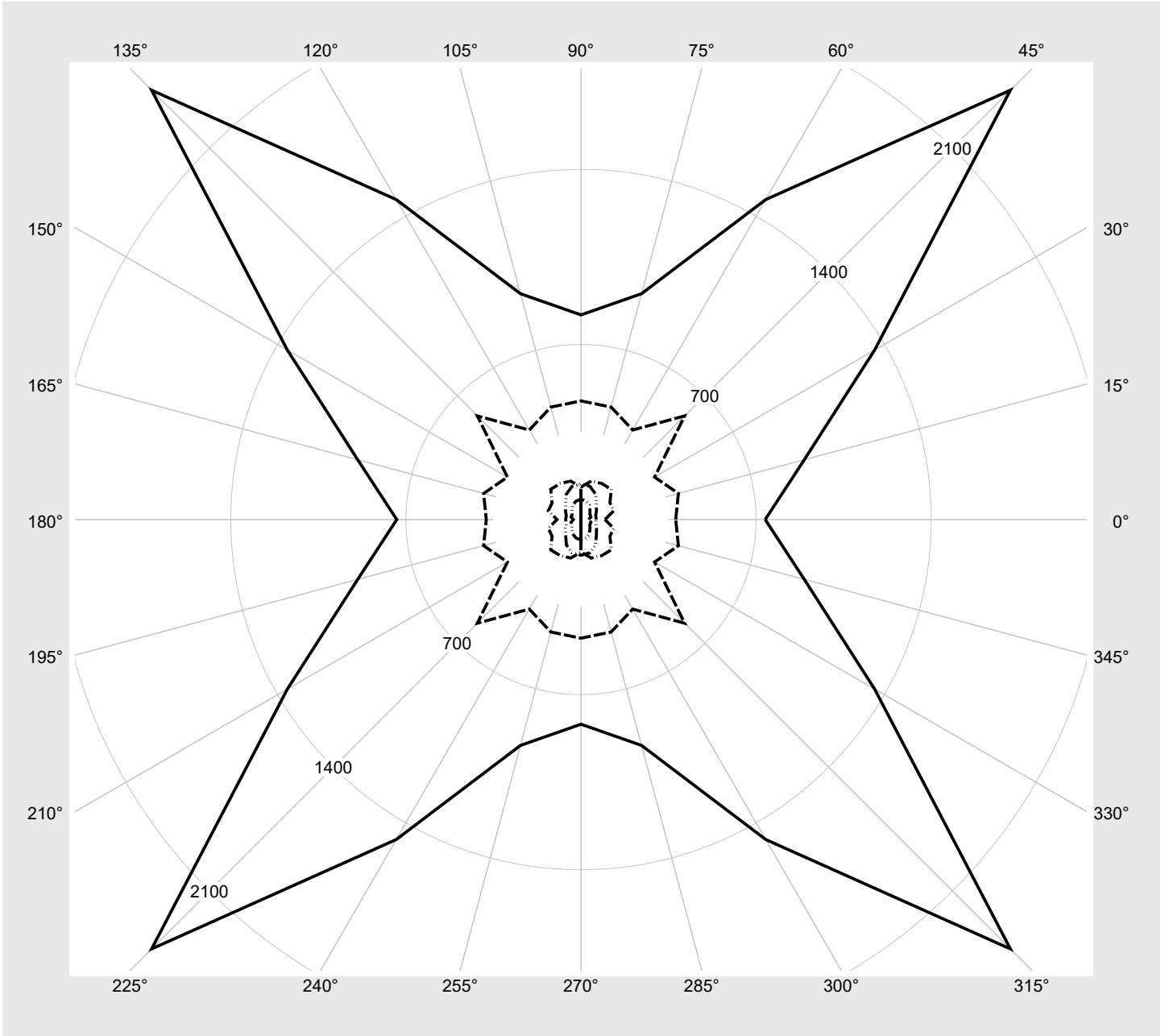
<b>Luminance table</b>	<b>Max. for <math>\gamma \geq 65^\circ</math></b>	<b>Photometric dimensions in mm:</b>	<b>L = 1470</b> <b>B = 49</b>
------------------------	---	--------------------------------------	----------------------------------

C-planes	$\gamma$	Luminance in cd/m <sup>2</sup>							
		0° 180°	15° 165° 195° 345°	30° 150° 210° 330°	45° 135° 225° 315°	60° 120° 240° 300°	75° 105° 255° 285°	90° 270°	
45°		13837.3	13986.0	13475.6	13233.6	13804.1	13819.2	13053.7	
50°		8925.4	9130.3	9184.1	9166.8	9400.7	9037.8	8535.2	
55°		5509.0	5751.6	6021.4	6172.9	6227.0	5700.7	5312.7	
60°		2003.8	2439.0	3713.1	4029.6	3843.3	2697.1	2177.5	
65°		736.4	924.0	1355.3	2427.2	1477.0	934.7	818.1	
70°		378.5	403.1	339.5	585.9	413.4	465.3	474.3	
75°		95.9	135.3	133.5	171.2	166.3	159.3	130.1	
80°		30.7	41.0	41.0	50.9	66.5	76.4	81.6	
85°		61.1	61.1	71.4	86.9	117.0	137.6	142.8	

**Photometric test report**

<b>Family</b> <b>Silica® 21</b>	<b>Order number: 51MX11DB35WB</b> <b>EAN: 4058352905111</b>	<b>LP number</b> <b>59268_95</b>
------------------------------------	--	-------------------------------------

**Luminance values in cd/m<sup>2</sup>**     γ 65°   γ 70°   γ 75°   γ 80°   γ 85°     **siteco**



## Photometric test report

Family <b>Silica® 21</b>	Order number: <b>51MX11DB35WB</b> EAN: <b>4058352905111</b>	LP number <b>59268_95</b>
-----------------------------	--	------------------------------

<b>Dimming levels table</b>	environmental temperature: 25°C	<b>sITeco</b>
-----------------------------	---------------------------------	---------------

Luminous flux %	Dimming level linear	Dimming level logarithmic	Luminous flux [lm]	Power consumption [W]
100	254	254	5400	34.3
95	240	252	5122	32.4
90	227	250	4861	30.6
85	214	248	4597	28.8
80	200	245	4311	26.9
75	187	243	4044	25.1
70	174	240	3775	23.4
65	161	237	3504	21.5
60	148	234	3231	19.9
55	136	231	2977	18.3
50	123	227	2699	16.6
45	110	223	2420	14.8
40	98	219	2160	13.3
35	86	214	1900	11.7
30	73	208	1616	10.1
25	61	202	1352	8.6
20	49	194	1087	7.2
15	37	183	819	5.7
10	24	168	529	4.1
5	12	142	260	2.4
3	8	127	169	1.6