



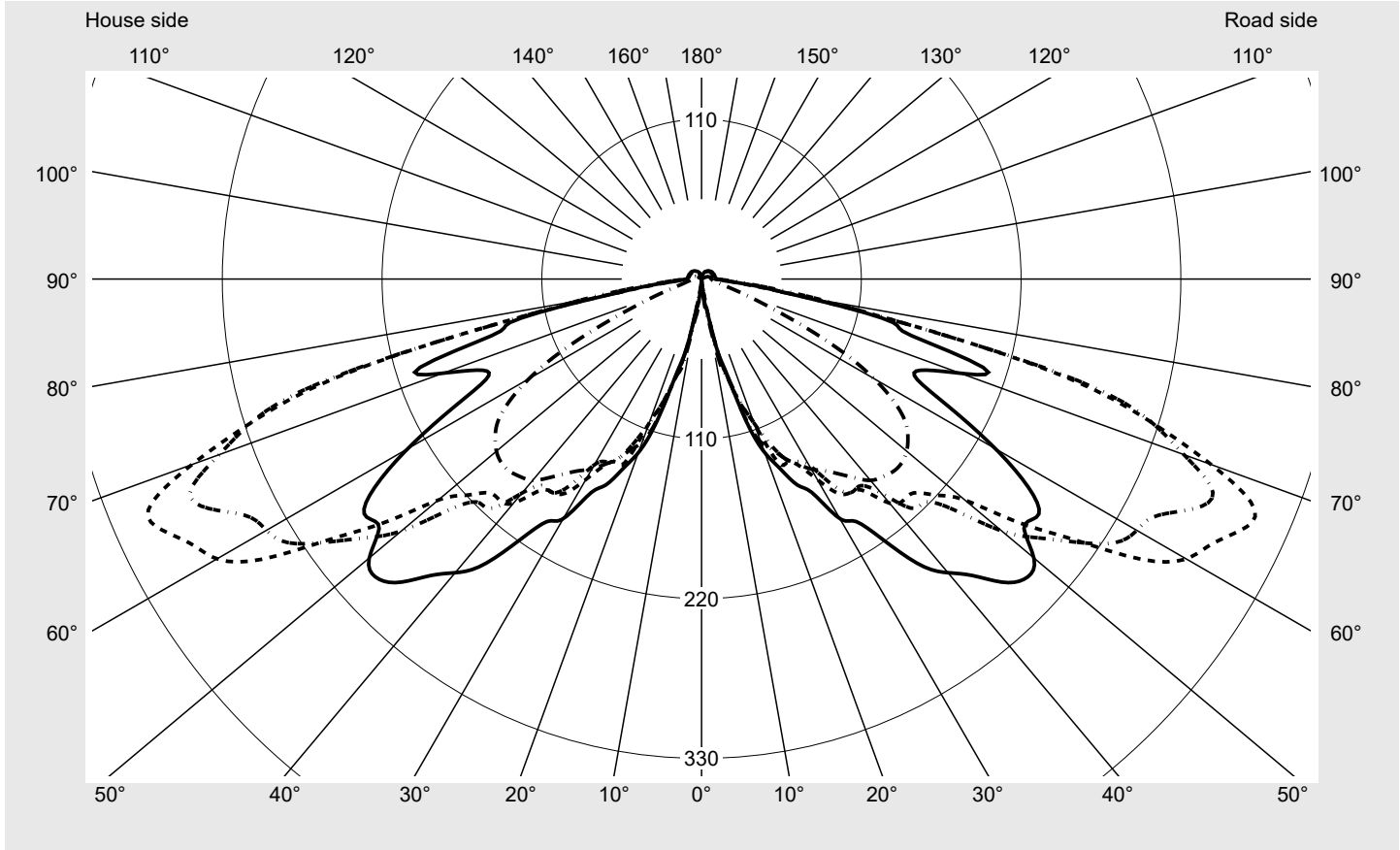
# Photometric test report

<b>Family</b> <b>CITY-LIGHT 400 LED</b>	<b>Order number: 5XA5305OF14H</b> <b>EAN: 4058352836118</b>	<b>LP number</b> <b>57137_54</b>
	<b>Version</b> post-top- or mounting to wall arm <b>Optic</b> symmetric, wide distribution (PL1.2s) <b>Cover</b> cover transparent, PMMA <b>Lamps</b> LED 2700 K   CRI ≥ 70 <b>Controlgear</b> ECG SITECO iQ <b>Rated values</b> Net luminous flux = 2970 lm Power consumption = 21.8 W Luminous efficacy = 136.2 lm/W	<b>serial documentation</b> <b>24.02.2023</b>





**Luminous intensity in cd/klm** C180-0 C205-25 C210-30 C270-90 **Imax: 412 cd/klm**



**Luminaire output ratios**

Eta	100.0%
Eta 0° - 90°	95.7%
Eta 90° - 180°	4.3%

**Luminous intensity class acc. to EN13201-2**

Class:	G3
Imax 70°	373.5
Imax 80°	89.1
Imax 90°	10.5
Imax >90°	9.8
Imax >95°	9.4

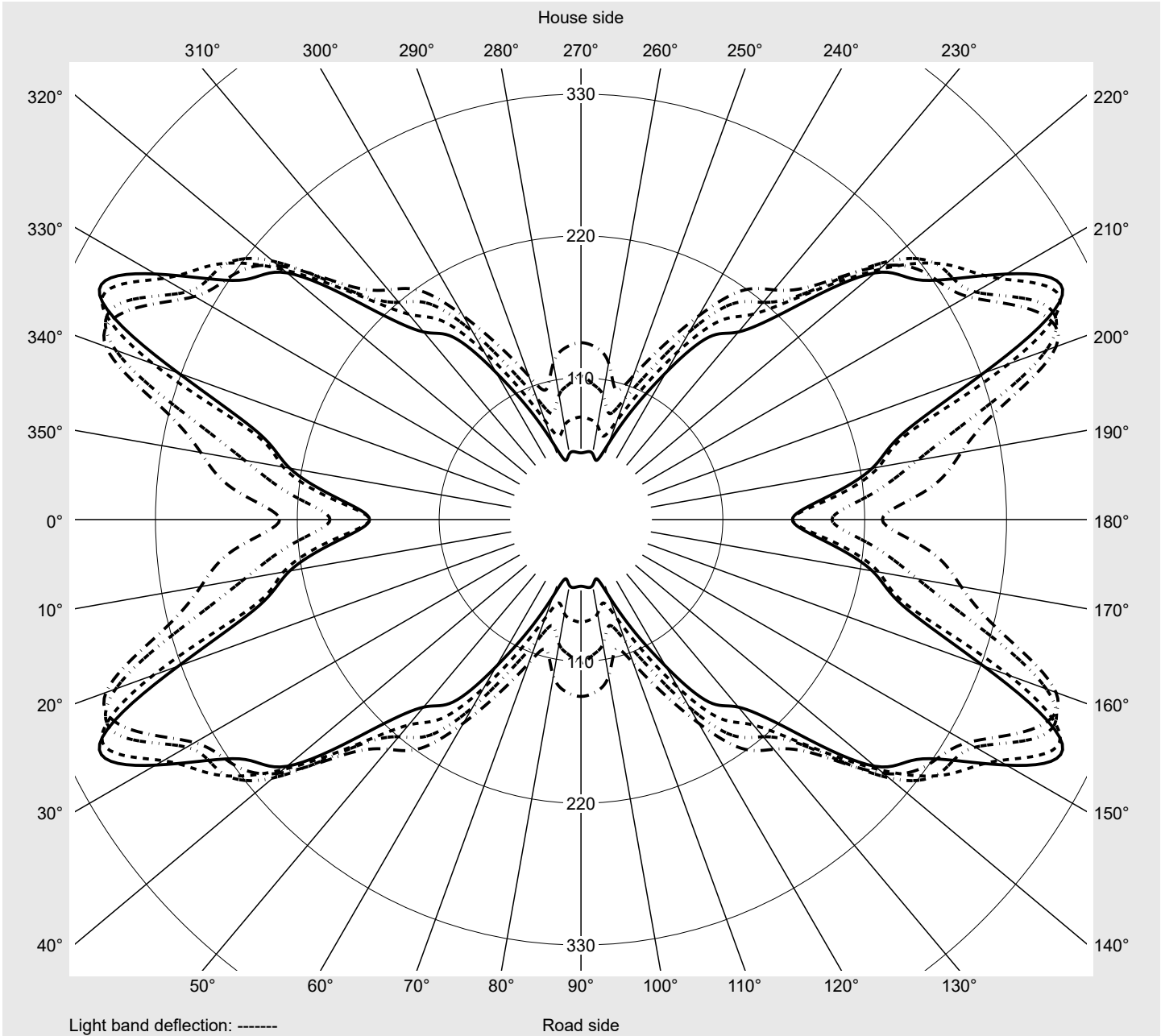
**Measurement conditions**

DIN EN 13032 and DIN 5032

**Photometric test report**

<b>Family</b> <b>CITY-LIGHT 400 LED</b>	<b>Order number: 5XA5305OF14H</b> <b>EAN: 4058352836118</b>	<b>LP number</b> <b>57137_54</b>
--	--	-------------------------------------

**Envelope curve in cd/klm**      **KMK 67.5°**    **KMK 65°**    **KMK 62.5°**    **KMK 60°**      **siteco**



## Photometric test report

<b>Family</b> <b>CITY-LIGHT 400 LED</b>	<b>Order number: 5XA5305OF14H</b> <b>EAN: 4058352836118</b>	<b>LP number</b> <b>57137_54</b>
--	--	-------------------------------------

**siteco**

### Table of values for luminous intensities Maximum luminous intensity


C- planes	0° 180°	5°	10°	15°	20°	25°	30°	35°	40°	45°
		175° 185° 355°	170° 190° 350°	165° 195° 345°	160° 200° 340°	155° 205° 335°	150° 210° 330°	145° 215° 325°	140° 220° 320°	135° 225° 315°
Luminous intensity in cd/klm										
γ										
0,0°	1.8	1.8	1.8	1.8	1.8	1.8	1.8	1.8	1.8	1.8
2,5°	1.6	1.6	1.6	1.6	1.6	1.7	1.8	2.0	2.0	2.1
5,0°	3.7	3.8	3.8	3.8	4.1	4.3	4.6	4.6	4.9	5.4
7,5°	16.8	15.1	13.9	11.7	9.6	8.2	7.6	7.4	8.1	9.4
10,0°	23.9	24.6	25.0	26.2	25.1	22.6	19.7	20.0	23.0	26.6
12,5°	50.9	46.4	46.8	46.8	45.2	51.7	51.5	51.2	46.5	43.4
15,0°	68.7	57.0	68.0	68.3	70.4	71.1	70.4	68.1	67.6	67.4
17,5°	103.4	89.4	90.2	84.7	88.1	91.2	89.2	85.9	84.8	81.8
20,0°	127.2	117.4	119.9	117.7	113.5	105.4	105.6	95.7	95.2	96.9
22,5°	141.3	136.0	150.3	147.3	146.5	135.8	122.7	113.2	102.2	96.5
25,0°	156.6	147.9	140.6	138.4	146.5	139.2	136.6	129.2	113.2	106.9
27,5°	166.6	162.5	158.9	150.9	151.3	144.5	141.9	138.6	133.6	123.1
30,0°	190.5	184.5	179.4	169.2	172.1	159.4	147.6	141.4	137.7	141.0
32,5°	197.9	193.0	189.2	185.3	185.1	174.9	168.4	155.2	154.8	162.3
35,0°	220.4	217.7	205.2	189.8	187.3	179.2	179.5	179.0	182.2	179.3
37,5°	248.6	242.9	228.2	209.5	205.1	183.8	179.4	194.0	205.2	200.4
40,0°	263.9	250.5	234.3	220.2	225.7	201.5	192.3	200.7	217.6	221.1
42,5°	277.0	267.0	248.5	232.8	229.2	206.2	214.1	223.1	224.0	232.8
45,0°	295.4	289.6	274.7	249.2	237.9	208.0	217.4	239.7	248.7	241.1
47,5°	304.0	302.2	305.5	281.0	254.1	220.4	234.6	252.3	261.5	253.8
50,0°	298.7	307.9	335.2	300.9	274.5	236.7	269.9	276.2	266.7	258.0
52,5°	279.9	302.2	335.4	316.4	297.8	275.5	292.8	299.1	275.0	256.2
55,0°	283.2	302.1	319.1	330.8	330.3	312.6	316.0	310.5	288.1	258.2
57,5°	266.8	303.4	320.4	340.8	367.5	359.1	337.7	318.1	295.3	260.4
60,0°	233.7	270.4	299.4	337.1	392.0	385.3	346.0	330.2	306.2	257.1
62,5°	194.6	226.1	265.0	318.5	384.0	395.6	353.1	341.2	311.8	249.9
65,0°	164.0	196.1	234.4	265.0	353.1	409.4	374.0	345.1	301.7	247.4
67,5°	164.0	189.4	229.4	258.6	332.2	411.8	380.9	323.5	297.7	231.9
70,0°	189.5	207.3	242.0	265.8	314.2	373.5	353.4	301.5	260.7	208.3
72,5°	204.2	210.6	228.2	252.8	298.5	321.8	323.2	267.8	206.7	169.0
75,0°	148.2	177.3	192.0	214.9	251.7	257.6	264.8	195.8	143.4	122.3
77,5°	132.1	130.1	130.1	148.4	153.1	151.3	149.4	113.1	93.2	84.3
80,0°	72.0	68.2	71.8	89.1	73.6	74.9	87.1	77.3	64.4	47.0
82,5°	40.5	38.6	39.9	53.4	37.6	36.6	48.0	55.0	42.9	30.8
85,0°	19.2	19.3	20.1	23.3	19.7	21.5	27.4	30.1	19.7	15.9
87,5°	13.7	13.8	14.1	14.8	14.4	15.3	16.4	14.8	13.6	11.4
90,0°	10.4	10.5	10.2	10.1	9.9	10.0	9.6	9.1	8.8	8.6
92,5°	9.8	9.7	9.6	9.4	9.3	9.2	9.0	8.9	8.6	8.5
95,0°	9.4	9.5	9.3	9.1	9.1	9.0	8.8	8.6	8.4	8.2
97,5°	9.4	9.4	9.2	9.0	8.9	8.8	8.6	8.6	8.4	8.2
100,0°	9.4	9.3	9.2	9.0	8.9	8.8	8.6	8.5	8.3	8.2
102,5°	9.4	9.2	9.0	8.9	8.8	8.6	8.6	8.4	8.2	8.2
105,0°	9.2	9.1	9.0	8.9	8.7	8.6	8.5	8.3	8.2	8.1
107,5°	9.2	9.1	8.9	8.7	8.6	8.6	8.4	8.2	8.1	8.0
110,0°	9.2	9.0	8.8	8.6	8.5	8.4	8.3	8.2	8.1	7.9

## Photometric test report

<b>Family</b> <b>CITY-LIGHT 400 LED</b>	<b>Order number: 5XA5305OF14H</b> <b>EAN: 4058352836118</b>	<b>LP number</b> <b>57137_54</b>
<b>Table of values for luminous intensities</b>		<b>Maximum luminous intensity</b>
		<b>siteco</b>

C-planes $\gamma$	50° 130° 230° 310°	55° 125° 235° 305°	60° 120° 240° 300°	65° 115° 245° 295°	70° 110° 250° 290°	75° 105° 255° 285°	80° 100° 260° 280°	85° 95° 265° 275°	90° 270°	Phi-zone	Total Phi-zone
	Luminous intensity in cd/klm									Luminous flux in lm/klm	
0,0°	1.8	1.8	1.8	1.8	1.8	1.8	1.8	1.8	1.8	0.0	0.0
2,5°	2.2	2.4	2.4	2.4	2.4	2.4	2.2	2.2	2.2	0.0	0.0
5,0°	5.9	6.4	7.0	7.3	7.6	7.9	7.9	8.0	8.0	0.1	0.2
7,5°	11.1	14.3	16.0	17.1	18.7	20.0	21.3	22.5	23.3	0.5	0.7
10,0°	28.9	30.3	31.6	31.0	30.2	30.0	29.7	30.8	32.5	1.3	1.9
12,5°	39.6	39.8	40.3	42.8	46.8	49.4	52.6	56.1	61.1	2.8	4.8
15,0°	71.5	66.2	62.2	60.8	62.0	67.4	71.6	70.9	71.4	4.8	9.5
17,5°	80.6	76.6	76.9	77.3	79.6	87.1	95.1	99.3	101.0	7.1	16.7
20,0°	97.3	95.2	94.8	91.6	90.6	95.2	109.4	116.2	119.6	9.8	26.5
22,5°	99.5	104.4	108.7	104.5	107.4	107.7	120.2	125.9	127.0	12.6	39.1
25,0°	107.3	113.5	118.9	119.0	119.3	119.3	126.0	133.0	136.6	14.8	53.9
27,5°	116.3	118.7	129.9	133.8	133.4	132.9	133.8	141.1	143.7	17.6	71.5
30,0°	138.7	138.7	144.1	148.1	143.9	139.8	141.2	150.0	151.1	20.9	92.4
32,5°	164.6	159.2	155.0	158.5	154.9	147.1	151.4	155.7	156.4	24.5	116.9
35,0°	183.9	186.0	175.6	173.1	166.3	153.6	156.6	162.2	163.6	28.4	145.2
37,5°	197.9	208.0	199.9	187.1	175.3	159.0	166.6	170.8	172.3	32.7	177.9
40,0°	210.6	215.3	213.2	196.7	180.5	165.0	173.3	179.7	180.9	36.4	214.3
42,5°	228.6	221.5	220.8	206.1	182.0	165.7	178.0	183.2	184.6	40.1	254.4
45,0°	239.8	231.5	223.5	212.2	181.2	167.6	179.1	186.0	187.1	43.8	298.2
47,5°	246.6	239.6	225.6	210.3	180.1	165.8	180.9	186.0	187.1	47.7	345.9
50,0°	251.4	241.0	222.6	204.2	173.4	161.7	176.6	183.6	184.4	51.1	397.0
52,5°	252.2	243.5	219.6	193.1	165.2	152.8	171.5	177.8	179.1	53.8	450.8
55,0°	250.7	241.7	212.5	180.1	151.8	141.4	160.0	168.9	171.3	56.2	507.0
57,5°	245.9	234.6	201.8	163.7	135.9	125.1	145.5	153.7	157.2	58.1	565.1
60,0°	232.6	216.5	182.3	147.1	118.6	104.4	123.4	134.0	137.2	57.6	622.7
62,5°	219.9	204.1	168.2	128.3	100.2	85.2	98.0	105.5	111.2	55.5	678.2
65,0°	208.0	188.3	150.5	111.3	81.7	67.0	74.0	78.1	79.5	52.5	730.7
67,5°	189.9	172.7	131.6	93.3	63.1	47.6	51.8	52.7	51.7	50.2	780.9
70,0°	172.3	152.3	112.4	79.0	50.4	30.4	32.4	32.7	33.5	47.2	828.1
72,5°	141.8	125.5	95.2	61.0	41.5	23.0	21.1	20.3	21.3	42.4	870.5
75,0°	117.2	109.1	80.4	45.6	26.3	18.8	15.8	14.5	14.7	34.3	904.8
77,5°	87.0	87.7	64.9	31.9	17.0	13.4	12.7	11.4	11.7	23.1	927.9
80,0°	40.3	41.8	30.0	15.4	12.5	10.5	10.4	9.7	9.8	13.0	940.8
82,5°	21.0	16.2	13.5	11.4	10.3	9.3	8.6	8.4	8.2	7.6	948.5
85,0°	11.3	10.6	10.0	9.5	8.8	8.2	8.0	7.7	7.4	4.3	952.8
87,5°	9.6	9.1	8.7	8.3	7.8	7.6	7.5	7.2	7.2	3.1	955.9
90,0°	8.3	8.1	7.8	7.7	7.4	7.2	7.1	6.7	6.7	2.4	958.3
92,5°	8.2	7.9	7.7	7.5	7.4	7.1	7.0	6.6	6.5	2.3	960.5
95,0°	8.1	7.8	7.7	7.4	7.2	7.1	6.7	6.5	6.7	2.2	962.8
97,5°	8.0	7.7	7.5	7.4	7.3	7.1	6.8	6.6	6.3	2.2	965.0
100,0°	8.0	7.8	7.5	7.4	7.3	7.1	6.7	6.5	6.5	2.2	967.1
102,5°	8.0	7.6	7.5	7.4	7.2	7.0	6.7	6.5	6.3	2.1	969.3
105,0°	7.8	7.6	7.4	7.4	7.1	7.0	6.7	6.3	5.5	2.1	971.3
107,5°	7.8	7.5	7.4	7.3	7.1	7.0	6.7	6.2	5.1	2.0	973.4
110,0°	7.7	7.5	7.4	7.3	7.0	6.8	6.6	6.0	4.7	2.0	975.4

## Photometric test report

<b>Family</b> <b>CITY-LIGHT 400 LED</b>	<b>Order number: 5XA5305OF14H</b> <b>EAN: 4058352836118</b>	<b>LP number</b> <b>57137_54</b>
<b>Table of values for luminous intensities</b>		<b>Maximum luminous intensity</b>
		

C-planes	0° 180°	5°	10°	15°	20°	25°	30°	35°	40°	45°
		175° 185° 355°	170° 190° 350°	165° 195° 345°	160° 200° 340°	155° 205° 335°	150° 210° 330°	145° 215° 325°	140° 220° 320°	135° 225° 315°
		Luminous intensity in cd/klm								
γ										
112,5°	9.0	8.7	8.6	8.5	8.5	8.4	8.1	8.1	8.0	7.8
115,0°	8.8	8.7	8.6	8.5	8.5	8.2	8.1	8.0	8.0	7.8
117,5°	8.8	8.7	8.6	8.5	8.3	8.2	8.1	7.9	7.9	7.7
120,0°	8.8	8.7	8.6	8.3	8.3	8.1	8.0	7.9	7.8	7.7
122,5°	8.6	8.6	8.4	8.2	8.2	8.1	7.9	7.8	7.8	7.7
125,0°	8.6	8.3	8.2	8.2	8.1	8.0	7.8	7.7	7.7	7.7
127,5°	8.2	8.3	8.2	8.0	8.0	7.8	7.7	7.6	7.6	7.4
130,0°	8.2	8.0	8.0	7.8	7.7	7.7	7.5	7.4	7.4	7.3
132,5°	8.0	7.9	7.8	7.8	7.7	7.6	7.4	7.3	7.3	7.3
135,0°	7.8	7.8	7.7	7.6	7.5	7.4	7.3	7.2	7.1	7.0
137,5°	7.6	7.5	7.5	7.4	7.3	7.2	7.1	7.0	7.0	6.8
140,0°	7.4	7.1	7.1	7.0	6.8	7.0	6.7	6.7	6.6	6.5
142,5°	7.0	7.0	6.8	6.7	6.7	6.6	6.5	6.5	6.5	6.4
145,0°	6.5	6.5	6.5	6.4	6.4	6.5	6.3	6.3	6.2	6.1
147,5°	6.3	6.2	6.3	6.2	6.1	6.1	6.0	6.0	6.0	5.9
150,0°	6.1	6.1	6.0	5.9	5.8	5.8	5.8	5.8	5.7	5.7
165,0°	3.3	3.3	3.3	3.4	3.3	3.3	3.3	3.3	3.3	3.3
180,0°	0.0	0.0	0.0	0.0	0.0	0.0	0.0	0.0	0.0	0.0

C-planes	50°	55°	60°	65°	70°	75°	80°	85°	90° 270°	Phi-zone	Total Phi-zone	
	130° 230° 310°	125° 235° 305°	120° 240° 300°	115° 245° 295°	110° 250° 290°	105° 255° 285°	100° 260° 280°	95° 265° 275°				
		Luminous intensity in cd/klm									Luminous flux in lm/klm	
γ												
112,5°	7.7	7.5	7.4	7.1	7.0	6.6	6.5	5.8	4.3	1.9	977.3	
115,0°	7.7	7.4	7.4	7.1	7.0	6.6	6.5	5.2	3.1	1.9	979.2	
117,5°	7.6	7.4	7.2	7.0	6.8	6.6	6.5	4.7	2.2	1.8	981.0	
120,0°	7.5	7.4	7.3	7.0	6.7	6.6	6.5	4.3	2.2	1.7	982.7	
122,5°	7.4	7.3	7.1	7.0	6.7	6.5	6.4	3.9	2.2	1.7	984.4	
125,0°	7.4	7.1	7.0	6.8	6.5	6.5	6.2	3.7	2.2	1.6	986.0	
127,5°	7.3	7.1	7.0	6.6	6.5	6.4	5.9	3.6	2.2	1.5	987.5	
130,0°	7.1	7.0	6.7	6.6	6.5	6.2	5.5	3.4	2.2	1.4	988.9	
132,5°	7.0	7.0	6.6	6.5	6.5	6.1	5.2	3.4	2.2	1.4	990.3	
135,0°	6.8	6.6	6.5	6.4	6.1	6.1	4.8	3.2	2.2	1.3	991.6	
137,5°	6.6	6.5	6.4	6.2	6.1	5.7	4.5	3.1	2.2	1.2	992.7	
140,0°	6.5	6.2	6.1	6.0	5.7	5.4	4.2	3.0	2.2	1.1	993.8	
142,5°	6.2	6.1	5.9	5.7	5.7	5.0	4.0	3.0	2.2	1.0	994.8	
145,0°	6.1	5.9	5.7	5.7	5.6	4.7	3.7	2.9	2.2	0.9	995.7	
147,5°	5.7	5.7	5.6	5.5	5.2	4.3	3.7	2.9	2.0	0.8	996.5	
150,0°	5.7	5.4	5.4	5.3	4.8	4.0	3.6	2.8	2.2	2.3	998.7	
165,0°	3.3	2.9	2.9	2.6	2.5	2.1	2.0	1.9	1.8	1.2	1000.0	
180,0°	0.0	0.0	0.0	0.0	0.0	0.0	0.0	0.0	0.0	0.0	1000.0	

## Photometric test report

<b>Family</b> CITY-LIGHT 400 LED	<b>Order number: 5XA5305OF14H</b> <b>EAN: 4058352836118</b>	<b>LP number</b> 57137_54
-------------------------------------	--	------------------------------

<b>Dimming levels table</b>	environmental temperature: 25°C	<b>siteco</b>
-----------------------------	---------------------------------	---------------

Luminous flux %	Dimming level linear	Dimming level logarithmic	Luminous flux [lm]	Power consumption [W] start of lifetime	Power consumption [W] end of lifetime	Power consumption [W] average
100	254	254	2970	21.8	23.2	22.5
95	241	252	2818	20.6	21.9	21.2
90	229	250	2678	19.4	20.7	20.0
85	216	248	2526	18.3	19.4	18.8
80	203	246	2374	17.1	18.2	17.6
75	190	243	2222	15.9	16.9	16.4
70	178	241	2081	14.9	15.8	15.4
65	165	238	1929	13.8	14.7	14.2
60	152	235	1777	12.7	13.5	13.1
55	140	232	1637	11.7	12.4	12.0
50	127	229	1485	10.7	11.3	11.0
45	114	225	1333	9.6	10.1	9.8
40	102	221	1193	8.7	9.2	9.0
35	89	216	1041	7.7	8.1	7.9
30	76	210	889	6.8	7.1	7.0
25	63	203	737	5.8	6.1	5.9
20	51	195	596	5.0	5.2	5.1
15	39	185	456	4.0	4.3	4.2