



# Photometric test report

<b>Family</b> <b>Floodlight FL21 midi</b>	<b>Order number: 5XA7785E2A1A</b> <b>EAN: 4058352855225</b>	<b>LP number</b> <b>59304_40</b>
	<b>Version</b> mounting bracket <b>Optic</b> asymmetric distribution PL43 <b>Cover</b> toughened safety glass <b>Lamps</b> LED 3000 K   CRI ≥ 70 <b>Controlgear</b> EVG-Smart Interface <b>Rated values</b> Net luminous flux = 27640 lm Power consumption = 212.4 W Luminous efficacy = 130.1 lm/W	<b>serial documentation</b> <b>06.07.2022</b>





**Luminous intensity in cd/klm** C180-0 C220-40 C225-45 C270-90 **Imax: 962 cd/klm**



Luminaire output ratios	
Eta	100.0%
Eta 0° - 90°	100.0%
Eta 90° - 180°	0.0%

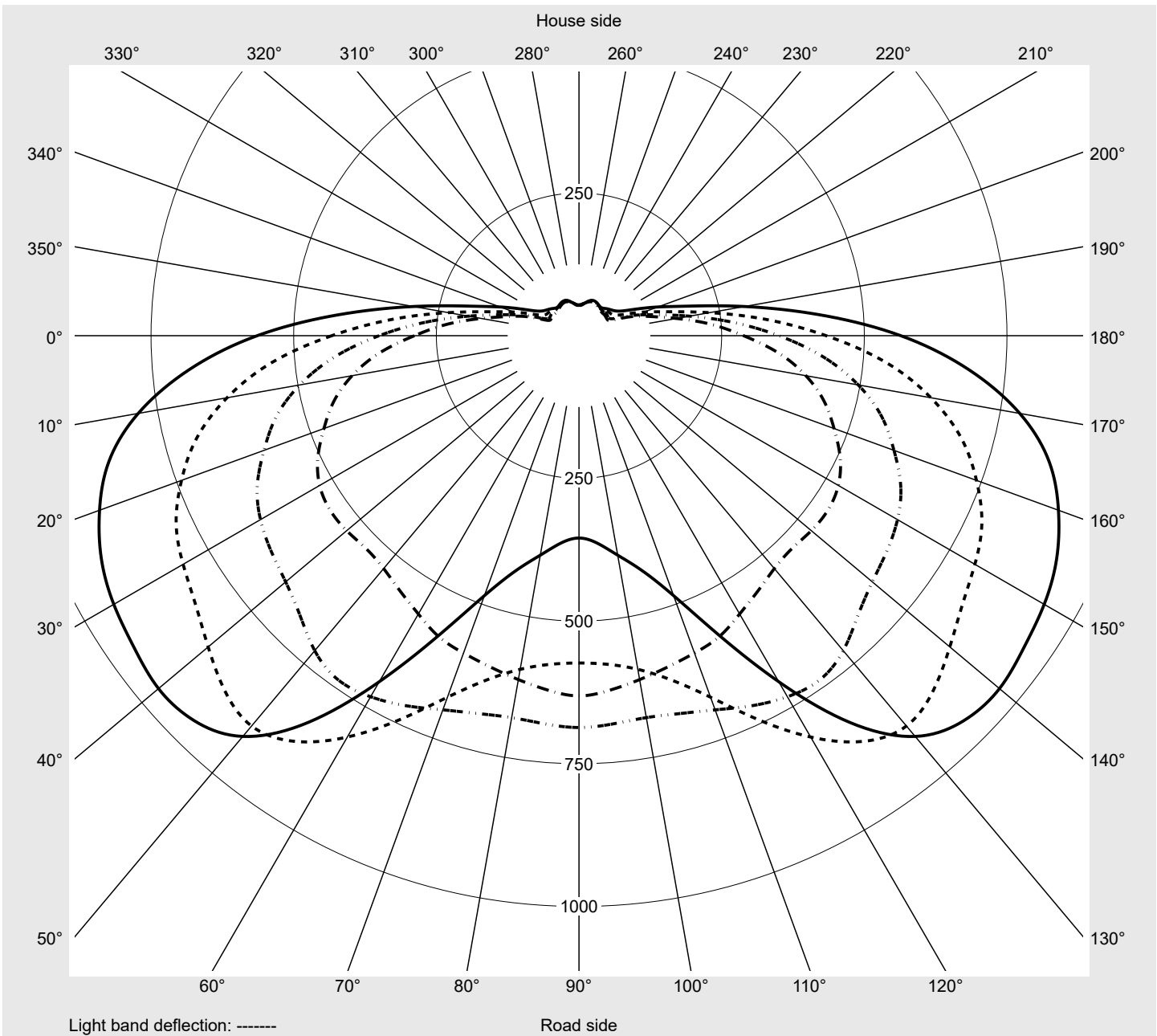
Luminous intensity class acc. to EN13201-2	
Class:	G6
Imax 70°	58.9
Imax 80°	16.9
Imax 90°	0.0
Imax >90°	0.0
Imax >95°	0.0

**Measurement conditions**  
DIN EN 13032 and DIN 5032

**Photometric test report**

<b>Family</b> Floodlight FL21 midi	<b>Order number: 5XA7785E2A1A</b> <b>EAN: 4058352855225</b>	<b>LP number</b> 59304_40
---------------------------------------	--	------------------------------

**Envelope curve in cd/klm**      **KMK 57.5°**    **KMK 55°**    **KMK 52.5°**    **KMK 50°**      **siteco**



## Photometric test report

<b>Family</b> Floodlight FL21 midi	<b>Order number: 5XA7785E2A1A</b> <b>EAN: 4058352855225</b>	<b>LP number</b> 59304_40
<b>Table of values for luminous intensities</b>		<b>Maximum luminous intensity</b>

siteco

C-planes	0° 180°	5° 175°	10° 170°	15° 165°	20° 160°	25° 155°	30° 150°	35° 145°	40° 140°	45° 135°	50° 130°	55° 125°	60° 120°
$\gamma$	Luminous intensity in cd/klm												
0,0°	157.1	157.1	157.1	157.1	157.1	157.1	157.1	157.1	157.1	157.1	157.1	157.1	157.1
2,5°	156.9	157.8	158.6	159.4	160.2	161.0	161.7	162.4	163.1	163.7	164.4	165.0	165.6
5,0°	158.3	160.3	161.9	163.5	165.0	166.4	167.6	168.8	170.0	171.0	172.1	173.0	174.0
7,5°	161.4	164.1	166.5	168.8	170.8	172.7	174.4	175.8	177.2	178.4	179.5	180.6	181.6
10,0°	164.4	168.1	171.3	174.2	176.8	179.2	181.2	182.9	184.5	185.9	187.2	188.4	189.4
12,5°	167.4	171.9	175.9	179.6	182.7	185.7	188.2	190.5	192.5	194.4	195.9	197.4	198.5
15,0°	169.2	174.7	179.7	184.2	188.1	191.7	195.0	198.2	200.9	203.5	205.4	207.1	208.3
17,5°	170.1	176.8	183.0	188.6	193.4	198.0	202.4	206.5	210.2	213.4	215.9	217.8	219.1
20,0°	170.8	178.9	186.4	193.1	198.9	204.6	210.0	215.2	219.8	223.8	226.6	229.0	230.4
22,5°	172.9	182.4	191.1	199.1	206.0	212.8	219.3	225.5	231.1	236.1	239.6	242.2	243.8
25,0°	175.2	186.7	196.7	206.0	214.3	222.5	230.0	237.3	244.1	250.2	255.0	258.3	259.3
27,5°	179.0	192.2	203.8	214.5	224.8	234.2	242.1	249.6	257.6	265.9	272.7	276.2	277.6
30,0°	182.1	198.0	211.4	223.9	236.8	246.8	255.3	263.0	271.9	282.7	291.6	295.0	295.2
32,5°	186.3	204.6	220.0	233.6	246.8	258.6	268.6	277.2	285.6	299.6	313.0	316.6	314.8
35,0°	190.7	212.2	229.6	244.3	257.6	270.0	281.5	292.9	302.1	317.6	336.0	344.0	332.8
37,5°	197.0	222.6	243.9	261.0	276.5	291.4	305.0	318.1	325.8	337.0	354.4	355.4	337.3
40,0°	202.1	234.4	261.9	285.4	306.6	325.4	340.0	349.0	349.7	353.0	352.8	344.0	326.3
42,5°	210.8	246.5	277.6	303.1	326.1	347.8	364.5	372.2	370.8	365.9	352.1	338.3	320.8
45,0°	224.6	267.6	303.3	332.4	357.2	380.8	398.8	405.5	401.1	387.6	369.4	352.4	336.5
47,5°	252.0	299.0	341.4	375.5	403.1	429.0	447.0	452.6	447.0	431.9	416.5	405.9	403.2
50,0°	288.4	351.5	403.8	444.9	475.7	505.0	524.8	532.6	531.5	527.6	532.6	546.3	563.0
52,5°	350.2	430.3	497.0	549.5	587.4	622.1	644.5	658.5	671.1	691.9	720.5	736.0	730.5
55,0°	433.2	540.5	626.3	693.6	741.3	779.0	801.1	820.5	848.3	878.5	892.7	867.8	812.0
57,5°	563.9	686.2	784.4	853.1	894.2	923.7	941.4	952.1	962.0	953.8	916.6	827.1	700.1
60,0°	645.7	773.4	861.0	921.1	936.8	940.1	941.0	920.1	877.5	808.2	711.0	584.2	450.7
62,5°	601.4	706.1	762.3	796.7	772.7	741.4	711.6	663.9	591.2	503.0	409.0	323.3	249.9
65,0°	409.8	448.6	471.6	480.8	450.9	418.9	389.1	352.4	303.7	251.6	208.1	168.8	130.0
67,5°	142.0	167.5	172.5	173.5	165.4	156.1	148.4	136.4	124.0	107.2	91.4	76.1	61.2
70,0°	49.3	49.2	46.7	47.4	48.3	48.8	50.1	50.4	52.3	51.7	51.7	53.8	51.3
72,5°	24.2	24.8	24.5	24.7	25.7	27.0	28.6	31.5	34.4	37.5	41.5	41.6	39.5
75,0°	19.2	21.9	20.2	19.9	20.5	20.8	21.6	24.6	26.1	26.6	28.4	29.8	29.8
77,5°	16.4	17.9	15.3	14.7	15.2	15.4	16.1	17.2	18.1	18.6	19.1	20.4	20.9
80,0°	12.2	11.0	10.3	9.9	10.2	10.8	10.9	11.8	12.7	13.2	13.0	13.2	14.0
82,5°	6.4	7.0	5.8	5.8	6.1	6.6	7.3	7.3	7.7	8.7	8.4	8.0	8.4
85,0°	2.9	3.0	2.8	2.8	3.1	3.3	3.7	3.6	3.6	3.7	3.7	3.8	3.8
87,5°	1.2	1.2	1.2	1.2	1.2	1.2	1.2	1.2	1.1	1.1	1.0	0.9	0.9
90,0°	0.0	0.0	0.0	0.0	0.0	0.0	0.0	0.0	0.0	0.0	0.0	0.0	0.0

## Photometric test report

<b>Family</b> Floodlight FL21 midi	<b>Order number: 5XA7785E2A1A</b> <b>EAN: 4058352855225</b>	<b>LP number</b> 59304_40
<b>Table of values for luminous intensities</b>		<b>Maximum luminous intensity</b>

**siteco**

C-planes	65° 115°	70° 110°	75° 105°	80° 100°	85° 95°	90°	185° 355°	190° 350°	195° 345°	200° 340°	205° 335°	210° 330°	215° 325°
γ	Luminous intensity in cd/klm												
0,0°	157.1	157.1	157.1	157.1	157.1	157.1	157.1	157.1	157.1	157.1	157.1	157.1	157.1
2,5°	166.1	166.5	166.9	167.3	167.4	167.6	156.1	155.1	154.2	153.4	152.5	151.6	150.9
5,0°	174.8	175.6	176.4	177.0	177.4	177.6	156.7	154.7	152.7	150.7	148.7	146.7	144.8
7,5°	182.6	183.6	184.5	185.4	186.0	186.3	158.7	155.6	152.5	149.3	146.1	142.9	139.7
10,0°	190.4	191.5	192.7	193.9	194.8	195.2	160.7	156.7	152.4	148.0	143.4	138.8	134.2
12,5°	199.6	200.7	202.1	203.8	205.4	206.1	162.5	157.2	151.8	146.0	140.0	134.0	128.1
15,0°	209.4	210.5	212.0	214.4	216.9	218.0	163.0	156.5	149.7	142.6	135.2	127.9	120.8
17,5°	220.0	221.0	222.6	225.8	230.0	232.3	162.6	154.7	146.5	138.1	129.3	120.6	112.3
20,0°	231.5	232.1	233.3	236.5	243.2	247.5	161.8	152.4	142.9	133.0	122.7	113.0	103.9
22,5°	244.2	244.1	244.3	246.8	256.3	263.5	162.1	151.0	139.5	127.7	116.3	105.8	96.6
25,0°	258.9	257.0	256.0	257.5	267.6	274.6	162.8	149.5	135.7	122.5	110.3	99.5	90.3
27,5°	276.0	272.5	269.9	270.5	279.2	277.7	164.1	148.6	132.8	118.3	105.4	94.5	83.9
30,0°	292.6	285.9	280.7	280.7	287.6	280.6	164.7	147.1	130.0	114.5	101.4	89.8	71.6
32,5°	308.3	293.6	283.9	282.7	289.4	288.0	166.1	146.2	128.0	112.0	98.7	81.8	61.0
35,0°	320.0	299.4	285.4	284.6	281.9	276.3	166.9	144.5	125.1	109.2	94.6	69.0	57.3
37,5°	318.6	295.6	280.2	274.7	266.5	263.2	168.9	143.5	122.9	106.8	85.1	59.9	56.2
40,0°	306.3	286.3	269.5	257.9	251.2	249.2	169.3	141.4	120.1	103.5	70.1	56.9	55.1
42,5°	301.9	283.2	270.0	261.0	258.6	258.3	173.9	143.3	119.8	99.9	64.3	56.3	54.4
45,0°	325.6	319.6	322.8	329.4	337.4	341.4	185.0	148.7	120.3	97.0	63.3	56.8	54.7
47,5°	416.5	432.9	449.9	468.0	483.3	490.4	204.3	158.9	123.6	96.2	63.5	57.0	55.5
50,0°	581.7	591.7	600.9	611.9	623.4	631.1	231.4	173.7	129.8	97.6	64.8	57.1	57.2
52,5°	715.5	697.6	685.4	679.5	682.8	686.5	270.2	196.9	141.6	105.0	72.5	61.0	60.9
55,0°	742.0	674.1	624.4	593.6	578.0	573.5	328.4	232.3	162.1	121.0	88.8	71.9	67.7
57,5°	577.9	484.7	425.9	390.5	364.8	354.5	422.3	294.4	200.2	147.1	110.1	86.5	76.1
60,0°	351.0	288.2	242.2	207.0	181.1	173.8	495.8	349.8	239.8	173.3	127.8	98.5	84.3
62,5°	196.1	156.4	115.6	85.6	69.7	74.4	480.8	347.5	247.8	181.6	135.9	106.0	90.6
65,0°	100.6	78.5	46.7	41.6	38.9	38.1	316.1	238.2	187.4	143.3	115.4	97.1	87.3
67,5°	55.1	50.6	41.2	38.3	34.3	32.5	105.3	78.6	92.0	81.1	74.4	71.1	71.0
70,0°	45.1	39.2	33.6	30.6	27.3	25.3	35.1	30.6	34.0	41.3	43.2	46.3	51.7
72,5°	37.2	32.9	28.3	25.3	22.7	20.3	23.4	24.0	24.3	26.9	28.2	31.6	37.1
75,0°	29.0	26.7	22.7	19.9	19.3	17.0	20.3	17.9	18.7	20.4	21.0	23.9	27.9
77,5°	21.1	19.3	17.1	15.6	14.5	12.9	18.2	14.4	14.4	15.5	15.4	17.1	19.8
80,0°	13.9	12.7	11.3	10.4	9.4	8.6	11.9	12.3	9.7	11.4	11.2	12.0	13.1
82,5°	8.2	7.6	7.1	6.4	5.7	5.4	6.4	10.7	6.2	7.6	7.3	7.3	7.8
85,0°	3.7	3.7	3.5	3.0	2.6	2.5	2.9	5.9	3.4	3.5	3.4	3.4	3.8
87,5°	0.8	0.7	0.7	0.6	0.6	0.6	1.2	1.5	1.3	1.4	1.4	1.4	1.5
90,0°	0.0	0.0	0.0	0.0	0.0	0.0	0.0	0.0	0.0	0.0	0.0	0.0	0.0

## Photometric test report

<b>Family</b> Floodlight FL21 midi	<b>Order number: 5XA7785E2A1A</b> <b>EAN: 4058352855225</b>	<b>LP number</b> 59304_40
<b>Table of values for luminous intensities</b>		<b>Maximum luminous intensity</b>
		<b>sITeCO</b>

C-planes	220° 320°	225° 315°	230° 310°	235° 305°	240° 300°	245° 295°	250° 290°	255° 285°	260° 280°	265° 275°	270°	Phi-zone	Total Phi-zone
γ	Luminous intensity in cd/klm											Luminous flux in lm/klm	
0,0°	157.1	157.1	157.1	157.1	157.1	157.1	157.1	157.1	157.1	157.1	157.1	0.2	0.2
2,5°	150.1	149.4	148.7	148.2	147.7	147.3	147.0	146.7	146.4	146.3	146.4	1.9	2.1
5,0°	142.9	141.3	139.6	138.1	136.8	135.8	134.9	134.1	133.6	133.2	133.2	3.7	5.8
7,5°	136.6	133.7	130.8	128.4	126.1	124.2	122.5	121.2	120.3	119.7	119.6	5.6	11.4
10,0°	129.7	125.6	121.6	118.1	114.9	112.3	110.1	108.3	107.0	106.2	106.0	7.5	18.9
12,5°	122.3	117.0	112.0	107.4	103.3	99.8	96.8	94.6	92.9	92.0	91.7	9.3	28.2
15,0°	113.9	107.5	101.5	96.2	91.8	88.0	85.0	82.6	81.0	80.0	79.7	11.1	39.3
17,5°	104.5	97.7	91.5	86.2	81.6	77.5	74.0	71.2	69.2	68.1	67.8	12.9	52.3
20,0°	96.0	89.1	82.5	75.4	68.6	63.5	60.1	58.0	56.8	56.2	56.0	14.7	67.0
22,5°	88.6	80.3	70.2	61.8	57.5	55.7	54.6	53.8	53.3	53.0	53.0	16.7	83.7
25,0°	81.1	69.0	59.9	56.2	54.9	54.0	53.2	52.5	52.1	51.8	51.8	18.8	102.5
27,5°	68.9	58.8	55.8	54.7	53.9	53.2	52.6	52.0	51.5	51.2	51.2	21.2	123.7
30,0°	58.7	55.9	54.8	54.2	53.6	52.9	52.3	51.7	51.2	50.9	50.8	23.6	147.3
32,5°	56.2	55.0	54.4	54.0	53.4	52.9	52.3	51.7	51.2	50.8	50.8	26.1	173.4
35,0°	55.4	54.5	54.1	53.9	53.5	53.2	52.8	52.2	51.5	51.1	51.0	28.6	202.0
37,5°	55.0	54.2	54.0	54.1	54.1	54.0	53.6	52.9	52.2	51.6	51.5	31.0	233.0
40,0°	54.3	53.9	54.1	54.7	55.0	55.1	54.9	54.2	53.4	52.4	52.2	33.3	266.3
42,5°	53.7	53.9	54.5	55.5	56.3	56.8	56.8	56.0	54.7	53.4	52.9	36.0	302.3
45,0°	53.7	54.1	55.5	56.9	58.2	59.0	59.0	57.8	56.2	54.4	53.7	41.1	343.4
47,5°	54.7	54.8	56.7	58.3	59.9	61.1	61.2	59.5	57.4	55.1	54.2	50.3	393.8
50,0°	57.5	57.0	58.4	59.7	61.8	63.4	63.3	61.0	58.0	55.4	54.4	64.1	457.9
52,5°	61.5	60.0	60.1	61.2	63.5	65.0	64.7	61.9	58.2	55.1	54.1	80.0	537.8
55,0°	66.0	63.3	61.4	62.1	64.4	66.0	65.5	62.2	58.3	54.6	53.7	93.3	631.1
57,5°	71.2	67.1	63.3	63.0	65.1	66.5	65.8	62.2	57.8	53.9	53.2	98.8	729.9
60,0°	76.7	70.2	65.0	63.6	65.1	66.2	64.8	60.9	56.1	52.1	52.0	92.1	822.0
62,5°	80.1	71.9	65.9	63.1	63.6	63.8	61.8	58.0	54.1	50.5	51.4	72.6	894.5
65,0°	77.8	70.7	64.4	60.4	59.6	59.5	57.3	54.0	51.0	47.3	47.6	45.7	940.2
67,5°	68.6	64.3	59.3	55.5	54.0	53.4	51.3	48.0	43.7	45.1	64.2	21.9	962.1
70,0°	54.2	53.8	50.6	47.9	46.9	45.9	43.9	40.6	36.7	36.5	58.9	11.5	973.6
72,5°	41.2	42.2	41.3	39.8	38.7	37.9	36.1	32.7	29.4	28.7	34.9	8.3	981.9
75,0°	31.2	32.5	32.8	32.1	31.5	30.8	29.0	25.2	23.1	22.3	23.2	6.5	988.4
77,5°	22.1	24.0	24.4	24.1	24.0	24.0	22.2	18.4	16.4	15.3	15.3	4.9	993.3
80,0°	14.9	16.0	16.3	16.1	16.3	16.9	15.3	12.2	10.7	9.5	9.3	3.3	996.6
82,5°	8.9	9.6	9.8	9.6	9.6	9.5	8.5	7.3	6.4	5.6	5.2	2.1	998.7
85,0°	4.3	4.6	4.6	4.6	4.6	4.3	3.8	3.5	3.1	2.7	2.6	1.0	999.7
87,5°	1.5	1.6	1.6	1.6	1.6	1.5	1.4	1.3	1.2	1.1	1.0	0.3	1000.0
90,0°	0.0	0.0	0.0	0.0	0.0	0.0	0.0	0.0	0.0	0.0	0.0	0.0	1000.0

## Photometric test report

<b>Family</b> Floodlight FL21 midi	<b>Order number: 5XA7785E2A1A</b> <b>EAN: 4058352855225</b>	<b>LP number</b> 59304_40
---------------------------------------	--	------------------------------

<b>Dimming levels table</b>	environmental temperature: 25°C	<b>siteco</b>
-----------------------------	---------------------------------	---------------

Luminous flux %	Dimming level linear	Dimming level logarithmic	Luminous flux [lm]	Power consumption [W]	Power consumption [W]	Power consumption [W]
				start of lifetime	end of lifetime	average
100	254	254	27640	212.4	230.9	221.6
95	238	252	26282	198.7	215.9	207.3
90	222	249	24867	185.1	201.1	193.1
85	207	247	23496	172.6	187.3	180.0
80	192	244	22073	160.1	173.6	166.8
75	178	241	20715	148.5	161.0	154.8
70	164	238	19322	137.0	148.4	142.7
65	151	235	17996	126.4	136.8	131.6
60	138	232	16612	115.8	125.3	120.6
55	125	228	15225	105.4	113.9	109.6
50	112	224	13799	94.9	102.5	98.7
45	100	220	12459	85.4	92.1	88.8
40	88	215	11092	75.8	81.7	78.8
35	76	210	9659	66.4	71.5	69.0
30	64	204	8239	57.0	61.2	59.1
25	53	197	6901	48.4	51.8	50.1
20	42	188	5544	39.9	42.6	41.2
15	31	177	4157	31.5	33.5	32.5
14	28	173	3770	29.2	31.0	30.1