
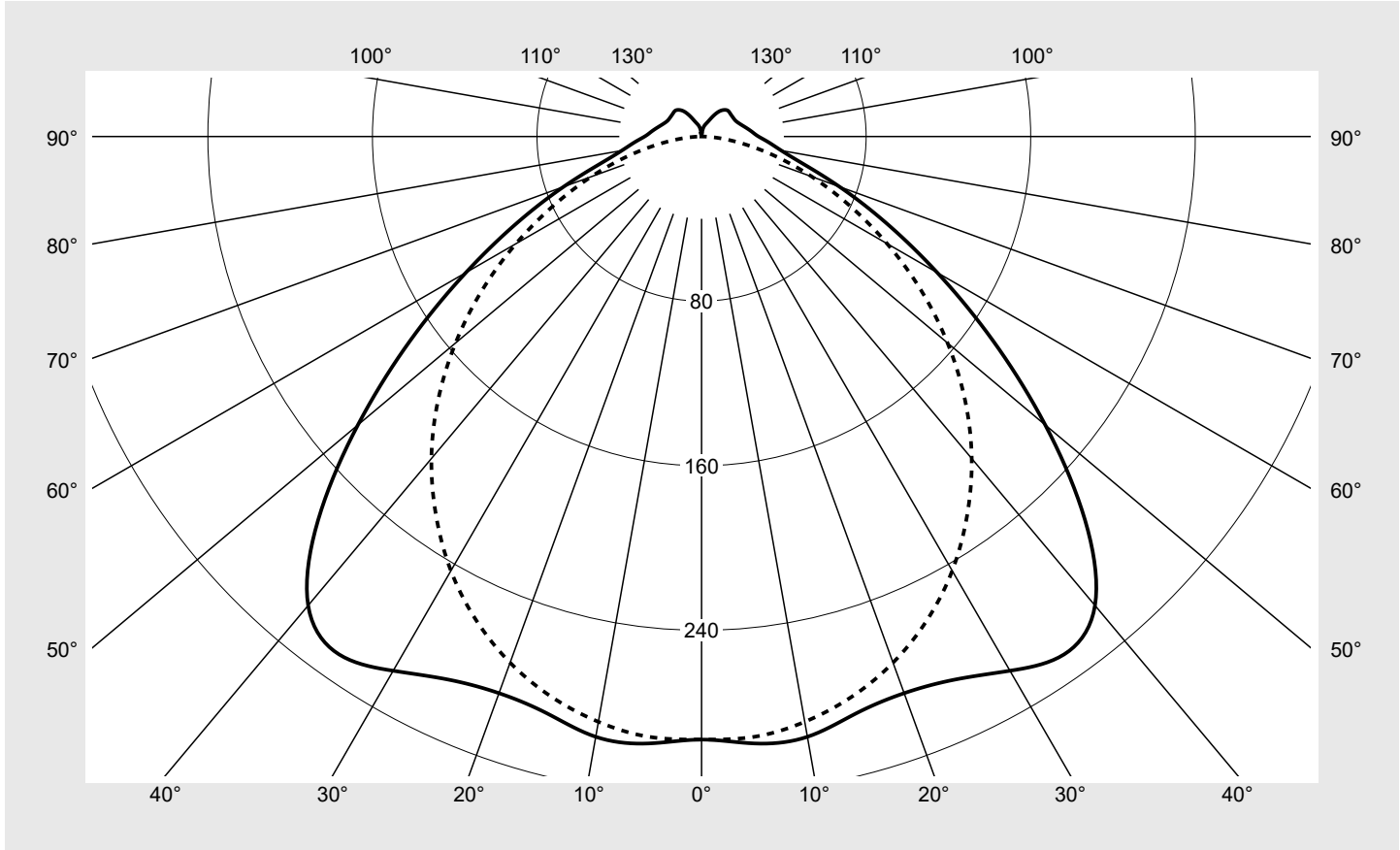


Photometric test report

| | | |
|------------------------------------------------------------------------------------------------------------------|--------------------------------------------------------------------------------------------------------------------------------------------------------------------------------------------------------------------------------------------------------------|--------------------------------------------------|
| Family DUS® 31  | Order number: 53BD812CV685C2 EAN: 4069025124326 | LP number 59594_83 |
| | Version diffuser optic, frosted, wide distribution Lamps LED 6500 K CRI ≥ 80 Controlgear ECG-Multilumen CLOi Rated values Net luminous flux = 8970 lm Power consumption = 49.9 W Luminous efficacy = 179.8 lm/W | serial documentation 07.05.2024 |

Luminous intensity in cd/klm **C180-0** **C270-90** **Imax: 307 cd/klm**



| Classifications | |
|-----------------|-----------------------------------|
| DIN 5040 | A 4 1 |
| CIE | N1=47 N2=80 N3=95 N4=93 N5=100 |

| Luminaire light output ratios | |
|-------------------------------|--------|
| η_{LB} | 100.0% |
| ϕ_u | 92.6% |
| ϕ_o | 7.4% |

Measurement conditions
 DIN EN 13032 and DIN 5032

Photometric test report

| | | |
|-------------------------------------------------|------------------------------------------------------------------|-------------------------------------|
| Family DUS® 31 | Order number: 53BD812CV685C2 EAN: 4069025124326 | LP number 59594_83 |
| Table of values for luminous intensities | | Maximum luminous intensity |
| | | siteco |

| C-planes γ | 0° 180° | 15° 165° 195° 345° | 30° 150° 210° 330° | 45° 135° 225° 315° | 60° 120° 240° 300° | 75° 105° 255° 285° | 90° 270° | Phi-zone | Total Phi-zone |
|---------------|------------|-----------------------------|-----------------------------|-----------------------------|-----------------------------|-----------------------------|-------------|----------|-------------------|
| | | | | | | | | | |
| 0° | 293.1 | 293.1 | 293.1 | 293.1 | 293.1 | 293.1 | 293.1 | 1.8 | 1.8 |
| 5° | 296.1 | 295.6 | 293.1 | 293.6 | 293.8 | 293.0 | 292.9 | 14.0 | 15.8 |
| 10° | 296.3 | 296.3 | 293.6 | 293.6 | 292.6 | 289.9 | 288.9 | 27.9 | 43.7 |
| 15° | 290.3 | 290.9 | 288.4 | 289.1 | 288.3 | 284.2 | 281.9 | 40.8 | 84.5 |
| 20° | 287.9 | 288.2 | 282.8 | 281.1 | 280.6 | 275.9 | 272.2 | 52.8 | 137.3 |
| 25° | 291.3 | 290.8 | 281.6 | 274.0 | 270.0 | 264.7 | 259.4 | 64.0 | 201.2 |
| 30° | 299.8 | 298.4 | 283.7 | 269.7 | 258.3 | 250.5 | 243.7 | 74.6 | 275.8 |
| 35° | 307.3 | 306.0 | 288.6 | 266.7 | 246.6 | 233.7 | 225.0 | 84.2 | 360.1 |
| 40° | 297.5 | 299.0 | 287.4 | 263.1 | 235.0 | 215.2 | 204.3 | 91.1 | 451.1 |
| 45° | 263.6 | 268.2 | 268.7 | 253.4 | 221.8 | 194.2 | 181.1 | 92.3 | 543.4 |
| 50° | 218.1 | 223.5 | 232.0 | 231.1 | 204.9 | 171.7 | 156.1 | 87.5 | 630.9 |
| 55° | 172.9 | 177.3 | 186.9 | 195.4 | 181.1 | 147.5 | 130.2 | 77.8 | 708.7 |
| 60° | 132.3 | 135.3 | 142.3 | 152.9 | 149.4 | 121.4 | 104.1 | 64.8 | 773.5 |
| 65° | 98.5 | 100.2 | 104.0 | 112.2 | 114.5 | 94.5 | 79.4 | 50.9 | 824.4 |
| 70° | 71.4 | 72.6 | 74.4 | 79.3 | 82.2 | 69.0 | 57.1 | 37.9 | 862.3 |
| 75° | 51.0 | 51.6 | 52.9 | 55.5 | 55.9 | 46.4 | 37.5 | 27.0 | 889.4 |
| 80° | 39.4 | 39.1 | 38.7 | 38.1 | 35.5 | 27.5 | 20.9 | 18.8 | 908.2 |
| 85° | 32.8 | 32.1 | 30.1 | 26.5 | 21.0 | 13.7 | 8.3 | 13.1 | 921.3 |
| 90° | 27.7 | 27.1 | 24.5 | 19.3 | 12.6 | 5.6 | 0.8 | 9.4 | 930.7 |
| 95° | 24.8 | 24.4 | 22.4 | 17.8 | 11.6 | 5.3 | 0.8 | 8.6 | 939.3 |
| 100° | 22.5 | 22.2 | 20.5 | 16.7 | 11.5 | 5.5 | 0.8 | 7.9 | 947.2 |
| 105° | 20.6 | 20.3 | 18.7 | 16.0 | 11.5 | 5.9 | 0.8 | 7.3 | 954.6 |
| 110° | 19.2 | 18.7 | 17.6 | 15.5 | 11.7 | 6.3 | 0.7 | 6.8 | 961.4 |
| 115° | 18.2 | 17.8 | 17.0 | 15.3 | 12.2 | 5.8 | 0.8 | 6.4 | 967.8 |
| 120° | 17.9 | 17.4 | 16.9 | 15.5 | 12.3 | 5.3 | 0.8 | 6.1 | 973.9 |
| 125° | 17.8 | 17.4 | 16.9 | 15.5 | 11.8 | 5.2 | 0.8 | 5.7 | 979.6 |
| 130° | 17.9 | 17.4 | 16.8 | 15.0 | 10.1 | 5.0 | 0.9 | 5.2 | 984.7 |
| 135° | 17.9 | 17.3 | 16.2 | 13.6 | 8.1 | 4.3 | 1.0 | 4.5 | 989.2 |
| 140° | 16.9 | 16.0 | 14.5 | 11.2 | 6.7 | 3.5 | 1.1 | 3.6 | 992.8 |
| 145° | 14.9 | 14.0 | 12.0 | 8.5 | 5.5 | 2.8 | 1.2 | 2.7 | 995.4 |
| 150° | 11.8 | 10.8 | 9.0 | 6.5 | 4.7 | 2.2 | 1.4 | 1.8 | 997.3 |
| 155° | 8.6 | 8.1 | 7.0 | 5.2 | 4.0 | 1.7 | 1.5 | 1.2 | 998.5 |
| 160° | 6.8 | 6.5 | 5.3 | 4.3 | 3.2 | 1.5 | 1.5 | 0.8 | 999.2 |
| 165° | 5.5 | 5.3 | 3.9 | 3.4 | 2.1 | 1.6 | 1.6 | 0.5 | 999.7 |
| 170° | 3.8 | 3.1 | 2.5 | 2.0 | 1.6 | 1.6 | 1.6 | 0.2 | 999.9 |
| 175° | 1.6 | 1.6 | 1.6 | 1.6 | 1.6 | 1.6 | 1.6 | 0.1 | 1000.0 |
| 180° | 1.6 | 1.6 | 1.6 | 1.6 | 1.6 | 1.6 | 1.6 | 0.0 | 1000.0 |

Photometric test report

| | | |
|--------------------------|------------------------------------------------------------------|------------------------------|
| Family DUS® 31 | Order number: 53BD812CV685C2 EAN: 4069025124326 | LP number 59594_83 |
|--------------------------|------------------------------------------------------------------|------------------------------|

| UGR-Table | | Standard room | | | | | | | | | |
|------------------------------|-----|---------------------|------|------|------|------|--------------------|------|------|------|------|
| Reflection factor of ceiling | 0.7 | 0.7 | 0.5 | 0.5 | 0.3 | 0.7 | 0.7 | 0.5 | 0.5 | 0.3 | |
| Reflection factor of walls | 0.5 | 0.3 | 0.5 | 0.3 | 0.3 | 0.5 | 0.3 | 0.5 | 0.3 | 0.3 | |
| Reflection factor of floor | 0.2 | 0.2 | 0.2 | 0.2 | 0.2 | 0.2 | 0.2 | 0.2 | 0.2 | 0.2 | |
| Room dimensions | | View crosswise (C0) | | | | | View endwise (C90) | | | | |
| x | y | | | | | | | | | | |
| 2H | 2H | 22.4 | 24.1 | 22.8 | 24.4 | 24.8 | 22.2 | 23.9 | 22.6 | 24.2 | 24.5 |
| | 3H | 23.3 | 24.8 | 23.7 | 25.1 | 25.5 | 23.3 | 24.9 | 23.7 | 25.2 | 25.6 |
| | 4H | 23.6 | 25.0 | 24.0 | 25.4 | 25.7 | 23.7 | 25.2 | 24.1 | 25.5 | 25.9 |
| | 6H | 23.9 | 25.2 | 24.3 | 25.6 | 26.0 | 24.0 | 25.3 | 24.4 | 25.7 | 26.1 |
| | 8H | 24.1 | 25.3 | 24.5 | 25.7 | 26.1 | 24.1 | 25.3 | 24.5 | 25.7 | 26.1 |
| | 12H | 24.2 | 25.4 | 24.7 | 25.8 | 26.2 | 24.1 | 25.3 | 24.5 | 25.7 | 26.1 |
| 4H | 2H | 23.1 | 24.5 | 23.5 | 24.9 | 25.2 | 23.0 | 24.4 | 23.4 | 24.7 | 25.1 |
| | 3H | 24.1 | 25.3 | 24.5 | 25.7 | 26.1 | 24.3 | 25.5 | 24.7 | 25.9 | 26.3 |
| | 4H | 24.5 | 25.6 | 24.9 | 26.0 | 26.4 | 24.8 | 25.9 | 25.2 | 26.3 | 26.7 |
| | 6H | 24.9 | 25.8 | 25.3 | 26.3 | 26.7 | 25.1 | 26.1 | 25.6 | 26.5 | 27.0 |
| | 8H | 25.1 | 26.0 | 25.5 | 26.4 | 26.9 | 25.3 | 26.2 | 25.7 | 26.6 | 27.1 |
| | 12H | 25.3 | 26.1 | 25.8 | 26.6 | 27.0 | 25.3 | 26.1 | 25.8 | 26.6 | 27.1 |
| 8H | 4H | 24.7 | 25.6 | 25.2 | 26.1 | 26.5 | 25.0 | 25.9 | 25.5 | 26.4 | 26.8 |
| | 6H | 25.3 | 26.0 | 25.7 | 26.5 | 27.0 | 25.5 | 26.3 | 26.0 | 26.7 | 27.2 |
| | 8H | 25.5 | 26.2 | 26.0 | 26.7 | 27.2 | 25.7 | 26.4 | 26.2 | 26.8 | 27.3 |
| | 12H | 25.9 | 26.4 | 26.4 | 26.9 | 27.5 | 25.8 | 26.4 | 26.3 | 26.9 | 27.4 |
| 12H | 4H | 24.8 | 25.6 | 25.3 | 26.0 | 26.5 | 25.1 | 25.9 | 25.6 | 26.3 | 26.8 |
| | 6H | 25.3 | 26.0 | 25.8 | 26.5 | 27.0 | 25.6 | 26.2 | 26.1 | 26.7 | 27.2 |
| | 8H | 25.7 | 26.2 | 26.2 | 26.7 | 27.3 | 25.8 | 26.4 | 26.3 | 26.9 | 27.4 |

| Luminance table | | Max. for $\gamma \geq 65^\circ$ | | Photometric dimensions in mm: | | L = 1514 | H(C0) = 25 | H(C180) = 25 |
|-----------------|----------|---------------------------------|-----------------------------|-------------------------------|-----------------------------|-----------------------------|-----------------------------|--------------|
| | | | | | | B = 75 | H(C90) = 0 | H(C270) = 0 |
| C-planes | γ | 0° | 15° 165° 195° 345° | 30° 150° 210° 330° | 45° 135° 225° 315° | 60° 120° 240° 300° | 75° 105° 255° 285° | 90° 270° |
| | | Luminance in cd/m² | | | | | | |
| 45° | | 22088.6 | 22668.3 | 23294.7 | 22908.3 | 21242.4 | 19974.1 | 20234.5 |
| 50° | | 19182.0 | 19848.1 | 21213.8 | 22169.5 | 21003.5 | 19137.1 | 19184.6 |
| 55° | | 16130.5 | 16723.1 | 18225.0 | 20137.7 | 20141.3 | 18089.8 | 17937.8 |
| 60° | | 13252.0 | 13718.7 | 14984.0 | 17153.4 | 18314.2 | 16681.9 | 16454.4 |
| 65° | | 10739.4 | 11083.2 | 12010.2 | 13934.5 | 15773.6 | 14898.3 | 14834.8 |
| 70° | | 8602.1 | 8893.9 | 9577.0 | 11119.2 | 13026.0 | 12885.0 | 13179.8 |
| 75° | | 6933.0 | 7154.1 | 7768.0 | 9011.1 | 10517.3 | 10703.1 | 11439.5 |
| 80° | | 6201.3 | 6297.4 | 6667.4 | 7424.4 | 8310.7 | 8407.6 | 9505.6 |
| 85° | | 6179.7 | 6224.1 | 6350.5 | 6500.5 | 6563.3 | 6243.0 | 7558.3 |

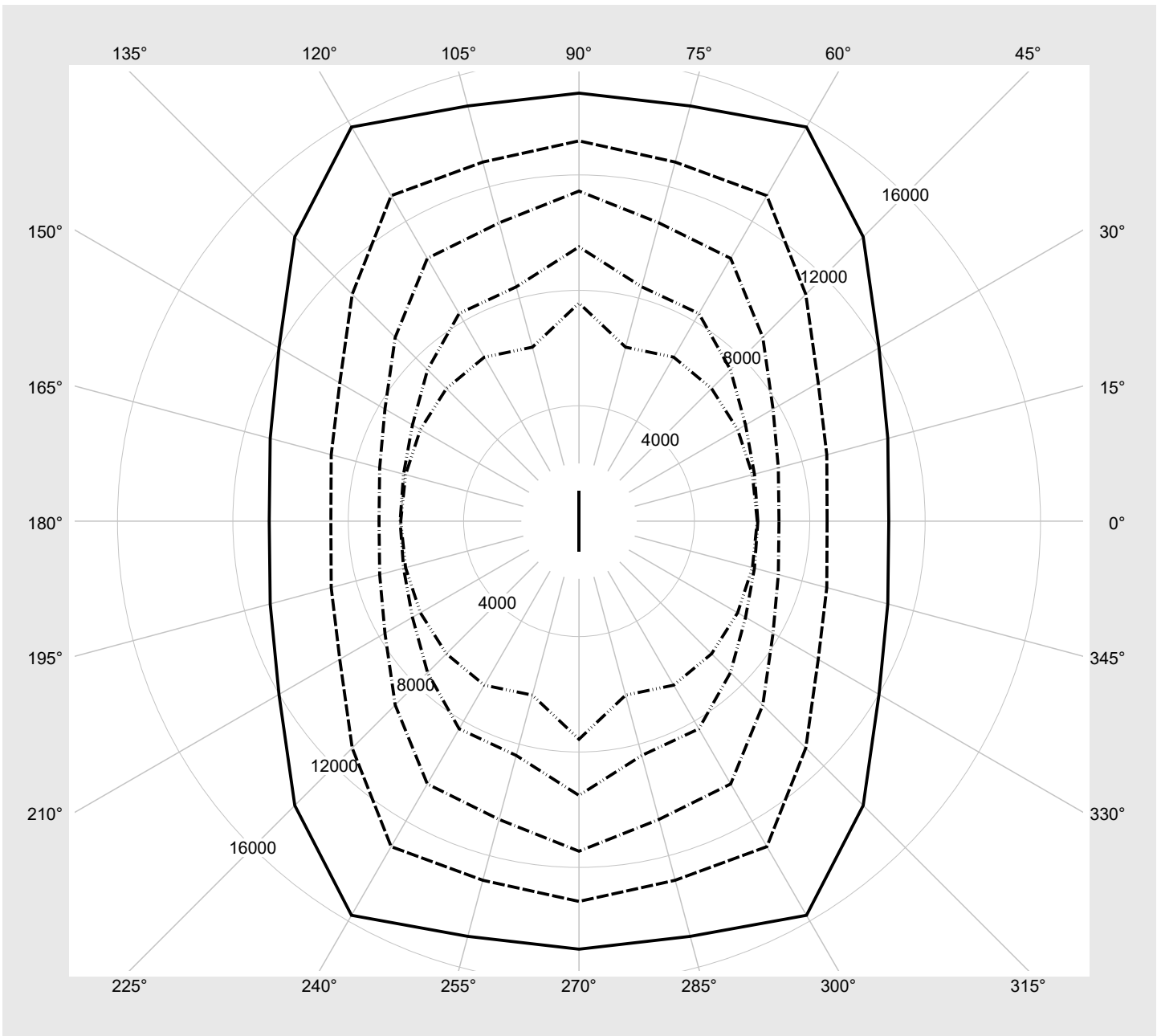
Photometric test report

Family
DUS® 31

Order number: 53BD812CV685C2
EAN: 4069025124326

LP number
59594_83

Luminance values in cd/m² γ 65° γ 70° γ 75° γ 80° γ 85° **siteco**



Photometric test report

| | | |
|--------------------------|------------------------------------------------------------------|------------------------------|
| Family DUS® 31 | Order number: 53BD812CV685C2 EAN: 4069025124326 | LP number 59594_83 |
|--------------------------|------------------------------------------------------------------|------------------------------|

| | | |
|-------------------------|---------------------------------|---------------|
| Multilumen Table | environmental temperature: 25°C | siteco |
|-------------------------|---------------------------------|---------------|

| DIP-Step | Switch Setting | | | Luminous flux [lm] | Power consumption [W] | Power consumption | Power consumption |
|----------|----------------|---|---|-----------------------|--------------------------|------------------------|-------------------|
| | 1 | 2 | 3 | | | end of lifetime [W] | average [W] |
| 1 | A | C | E | 8970 | 49.9 | 60.5 | 55.2 |
| 2 | A | C | F | 8546 | 47.4 | 56.9 | 52.2 |
| 3 | A | D | E | 8029 | 44.3 | 53.4 | 48.8 |
| 4 | A | D | F | 7522 | 41.3 | 49.5 | 45.4 |
| 5 | B | C | E | 7077 | 38.8 | 46.5 | 42.6 |
| 6 | B | C | F | 6559 | 35.8 | 42.6 | 39.2 |
| 7 | B | D | E | 6032 | 32.8 | 39.1 | 36.0 |
| 8 | B | D | F | 5494 | 29.9 | 35.3 | 32.6 |