

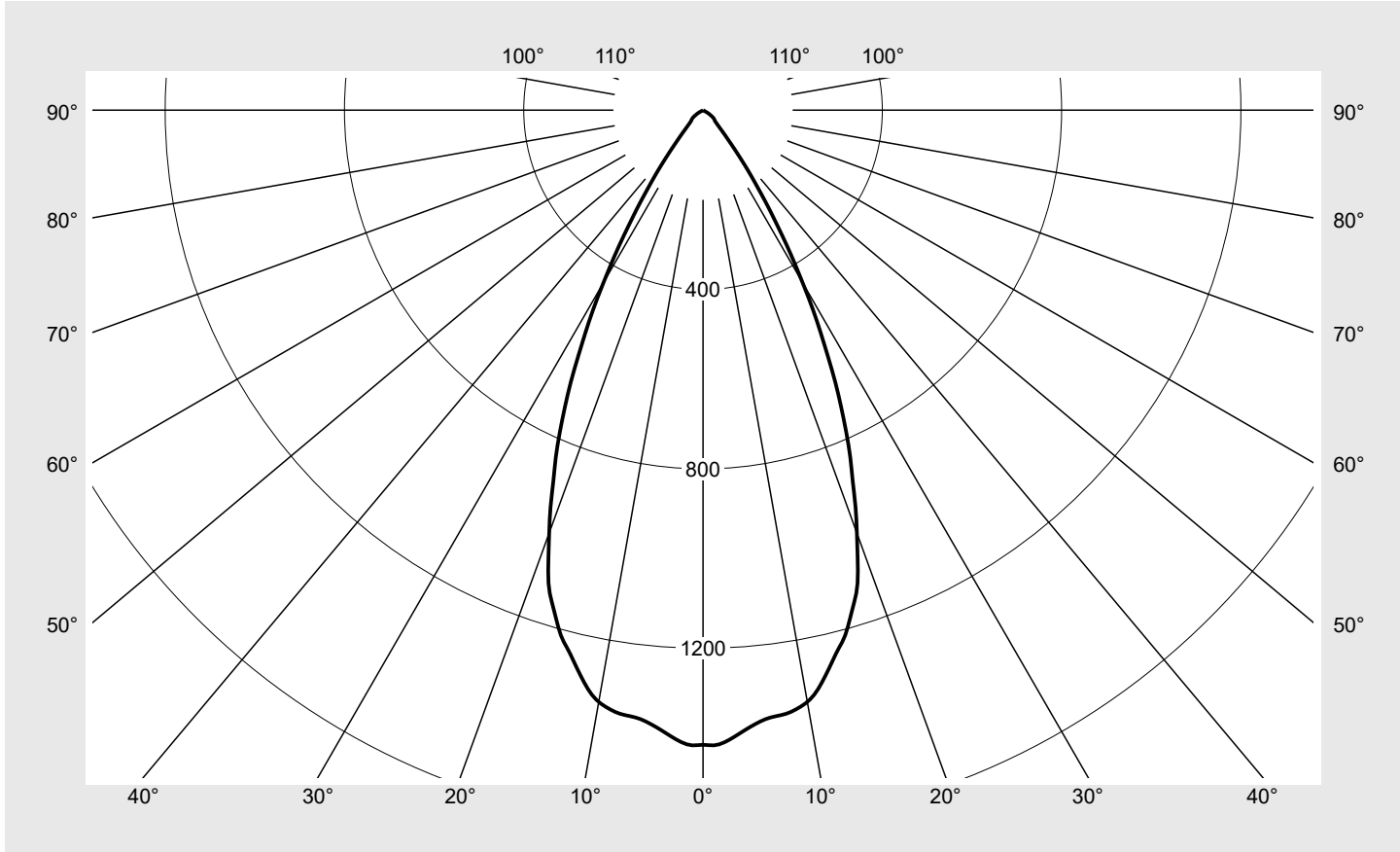


Photometric test report

| | | |
|--|---|---|
| Family Lunis 21 | Order number: 51DB18MC91C EAN: 4058352048276 | LP number 59573_35 |
|  | Version recessed luminaire, Combined lens and reflector optics, reflector, white, rotationally symmetrical medium distribution, adjustable color temperature: 3000K 4000K 6500K, UGR≤19 (L65≤3000cd/m²) | serial documentation 11.04.2024 |
| | Lamps LED 4000 K CRI ≥ 80 | |
| | Controlgear ECG Multilumen | |
| | Setting factory setting: DIP-Step=4, colour temperature 4000K | |
| Rated values Net luminous flux = 1840 lm Power consumption = 10.6 W Luminous efficacy = 173.6 lm/W | |  |

Luminous intensity in cd/klm C180-0 **Imax: 1417 cd/klm**



| Classifications | |
|-----------------|--------------------------------------|
| DIN 5040 | A 7 0 |
| CIE | N1=95 N2=100 N3=100 N4=100 N5=100 |

| Luminaire light output ratios | |
|-------------------------------|--------|
| η_{LB} | 100.0% |
| ϕ_u | 100.0% |
| ϕ_o | 0.0% |

Measurement conditions
 DIN EN 13032 and DIN 5032

Photometric test report

| | | |
|---|---|-----------------------------------|
| Family Lunis 21 | Order number: 51DB18MC91C EAN: 4058352048276 | LP number 59573_35 |
| Table of values for luminous intensities | | Maximum luminous intensity |
| | | siteco |

| C-planes | 0° | Phi-zone | Total Phi-zone |
|----------|------------------------------|----------|-------------------------|
| γ | Luminous intensity in cd/klm | | Luminous flux in lm/klm |
| 0° | 1415.3 | 0.3 | 0.3 |
| 1° | 1416.8 | 2.7 | 3.1 |
| 2° | 1409.9 | 5.4 | 8.4 |
| 3° | 1397.4 | 8.0 | 16.5 |
| 4° | 1384.1 | 10.6 | 27.1 |
| 5° | 1372.7 | 13.1 | 40.2 |
| 6° | 1364.4 | 15.6 | 55.8 |
| 7° | 1361.0 | 18.2 | 74.0 |
| 8° | 1358.1 | 20.7 | 94.7 |
| 9° | 1350.7 | 23.2 | 117.9 |
| 10° | 1340.1 | 25.5 | 143.4 |
| 11° | 1322.2 | 27.7 | 171.1 |
| 12° | 1296.4 | 29.6 | 200.6 |
| 13° | 1268.5 | 31.3 | 231.9 |
| 14° | 1241.6 | 32.9 | 264.9 |
| 15° | 1217.8 | 34.6 | 299.4 |
| 16° | 1184.9 | 35.8 | 335.3 |
| 17° | 1150.7 | 36.9 | 372.1 |
| 18° | 1114.5 | 37.8 | 409.9 |
| 19° | 1059.7 | 37.8 | 447.7 |
| 20° | 1003.6 | 37.6 | 485.4 |
| 21° | 949.8 | 37.3 | 522.7 |
| 22° | 891.3 | 36.6 | 559.3 |
| 23° | 840.7 | 36.0 | 595.4 |
| 24° | 785.1 | 35.0 | 630.4 |
| 25° | 728.0 | 33.7 | 664.1 |
| 26° | 670.9 | 32.3 | 696.4 |
| 27° | 609.9 | 30.4 | 726.7 |
| 28° | 554.4 | 28.5 | 755.3 |
| 29° | 500.5 | 26.6 | 781.9 |
| 30° | 444.1 | 24.4 | 806.2 |
| 31° | 393.2 | 22.2 | 828.4 |
| 32° | 344.6 | 20.0 | 848.5 |
| 33° | 297.9 | 17.8 | 866.2 |
| 34° | 258.6 | 15.9 | 882.1 |
| 35° | 219.9 | 13.8 | 895.9 |
| 36° | 188.6 | 12.2 | 908.1 |
| 37° | 159.9 | 10.6 | 918.7 |
| 38° | 133.0 | 9.0 | 927.6 |
| 39° | 111.0 | 7.7 | 935.3 |
| 40° | 92.3 | 6.5 | 941.8 |
| 41° | 78.5 | 5.6 | 947.4 |
| 42° | 67.1 | 4.9 | 952.4 |
| 43° | 57.6 | 4.3 | 956.7 |
| 44° | 50.8 | 3.9 | 960.5 |
| 45° | 45.3 | 3.5 | 964.1 |
| 46° | 41.3 | 3.3 | 967.3 |

| C-planes | 0° | Phi-zone | Total Phi-zone |
|----------|------------------------------|----------|-------------------------|
| γ | Luminous intensity in cd/klm | | Luminous flux in lm/klm |
| 47° | 38.2 | 3.1 | 970.4 |
| 48° | 35.6 | 2.9 | 973.3 |
| 49° | 34.3 | 2.8 | 976.1 |
| 50° | 33.5 | 2.8 | 978.9 |
| 51° | 32.0 | 2.7 | 981.7 |
| 52° | 30.5 | 2.6 | 984.3 |
| 53° | 28.9 | 2.5 | 986.8 |
| 54° | 26.7 | 2.4 | 989.2 |
| 55° | 24.2 | 2.2 | 991.4 |
| 56° | 20.9 | 1.9 | 993.3 |
| 57° | 18.3 | 1.7 | 994.9 |
| 58° | 16.1 | 1.5 | 996.4 |
| 59° | 13.5 | 1.3 | 997.7 |
| 60° | 9.6 | 0.9 | 998.6 |
| 61° | 6.6 | 0.6 | 999.2 |
| 62° | 4.1 | 0.4 | 999.7 |
| 63° | 2.1 | 0.2 | 999.9 |
| 64° | 0.7 | 0.1 | 999.9 |
| 65° | 0.3 | 0.0 | 1000.0 |
| 66° | 0.3 | 0.0 | 1000.0 |
| 67° | 0.0 | 0.0 | 1000.0 |
| 68° | 0.0 | 0.0 | 1000.0 |
| 69° | 0.1 | 0.0 | 1000.0 |
| 70° | 0.0 | 0.0 | 1000.0 |
| 71° | 0.0 | 0.0 | 1000.0 |
| 72° | 0.0 | 0.0 | 1000.0 |
| 73° | 0.0 | 0.0 | 1000.0 |
| 74° | 0.0 | 0.0 | 1000.0 |
| 75° | 0.0 | 0.0 | 1000.0 |
| 76° | 0.0 | 0.0 | 1000.0 |
| 77° | 0.0 | 0.0 | 1000.0 |
| 78° | 0.0 | 0.0 | 1000.0 |
| 79° | 0.0 | 0.0 | 1000.0 |
| 80° | 0.0 | 0.0 | 1000.0 |
| 81° | 0.0 | 0.0 | 1000.0 |
| 82° | 0.0 | 0.0 | 1000.0 |
| 83° | 0.0 | 0.0 | 1000.0 |
| 84° | 0.0 | 0.0 | 1000.0 |
| 85° | 0.0 | 0.0 | 1000.0 |
| 86° | 0.0 | 0.0 | 1000.0 |
| 87° | 0.0 | 0.0 | 1000.0 |
| 88° | 0.0 | 0.0 | 1000.0 |
| 89° | 0.0 | 0.0 | 1000.0 |
| 90° | 0.0 | 0.0 | 1000.0 |
| 91° | 0.0 | 0.0 | 1000.0 |
| 180° | 0.0 | 0.0 | 1000.0 |

Photometric test report

| | | |
|---------------------------|---|------------------------------|
| Family Lunis 21 | Order number: 51DB18MC91C EAN: 4058352048276 | LP number 59573_35 |
|---------------------------|---|------------------------------|

| | | |
|------------------|----------------------|---------------|
| UGR-Table | Standard room | siteco |
|------------------|----------------------|---------------|

| | | | | | | | | | | | |
|------------------------------|---------------------|------|------|------|------|--------------------|------|------|------|------|------|
| Reflection factor of ceiling | 0.7 | 0.7 | 0.5 | 0.5 | 0.3 | 0.7 | 0.7 | 0.5 | 0.5 | 0.3 | |
| Reflection factor of walls | 0.5 | 0.3 | 0.5 | 0.3 | 0.3 | 0.5 | 0.3 | 0.5 | 0.3 | 0.3 | |
| Reflection factor of floor | 0.2 | 0.2 | 0.2 | 0.2 | 0.2 | 0.2 | 0.2 | 0.2 | 0.2 | 0.2 | |
| Room dimensions | View crosswise (C0) | | | | | View endwise (C90) | | | | | |
| x | y | | | | | | | | | | |
| 2H | 2H | 18.8 | 19.9 | 19.1 | 20.2 | 20.5 | 18.8 | 19.9 | 19.1 | 20.2 | 20.5 |
| | 3H | 18.6 | 19.6 | 19.0 | 19.9 | 20.3 | 18.6 | 19.6 | 19.0 | 19.9 | 20.3 |
| | 4H | 18.5 | 19.4 | 18.9 | 19.8 | 20.2 | 18.5 | 19.4 | 18.9 | 19.8 | 20.2 |
| | 6H | 18.5 | 19.2 | 18.9 | 19.6 | 20.0 | 18.5 | 19.2 | 18.9 | 19.6 | 20.0 |
| | 8H | 18.6 | 19.2 | 19.0 | 19.6 | 20.0 | 18.6 | 19.2 | 19.0 | 19.6 | 20.0 |
| | 12H | 18.5 | 19.1 | 19.0 | 19.5 | 19.9 | 18.5 | 19.1 | 19.0 | 19.5 | 19.9 |
| 4H | 2H | 18.6 | 19.5 | 19.0 | 19.8 | 20.2 | 18.6 | 19.5 | 19.0 | 19.8 | 20.2 |
| | 3H | 18.4 | 19.1 | 18.8 | 19.5 | 19.9 | 18.4 | 19.1 | 18.8 | 19.5 | 19.9 |
| | 4H | 18.3 | 18.9 | 18.7 | 19.4 | 19.8 | 18.3 | 18.9 | 18.7 | 19.4 | 19.8 |
| | 6H | 18.2 | 18.7 | 18.7 | 19.2 | 19.7 | 18.2 | 18.7 | 18.7 | 19.2 | 19.7 |
| | 8H | 18.2 | 18.6 | 18.6 | 19.1 | 19.6 | 18.2 | 18.6 | 18.6 | 19.1 | 19.6 |
| | 12H | 18.2 | 18.5 | 18.7 | 19.0 | 19.5 | 18.2 | 18.5 | 18.7 | 19.0 | 19.5 |
| 8H | 4H | 18.2 | 18.6 | 18.6 | 19.1 | 19.6 | 18.2 | 18.6 | 18.6 | 19.1 | 19.6 |
| | 6H | 18.1 | 18.4 | 18.6 | 18.9 | 19.4 | 18.1 | 18.4 | 18.6 | 18.9 | 19.4 |
| | 8H | 18.0 | 18.3 | 18.5 | 18.8 | 19.3 | 18.0 | 18.3 | 18.5 | 18.8 | 19.3 |
| | 12H | 17.9 | 18.2 | 18.5 | 18.7 | 19.3 | 17.9 | 18.2 | 18.5 | 18.7 | 19.3 |
| 12H | 4H | 18.2 | 18.5 | 18.7 | 19.0 | 19.5 | 18.2 | 18.5 | 18.7 | 19.0 | 19.5 |
| | 6H | 18.0 | 18.3 | 18.5 | 18.8 | 19.3 | 18.0 | 18.3 | 18.5 | 18.8 | 19.3 |
| | 8H | 17.9 | 18.2 | 18.5 | 18.7 | 19.3 | 17.9 | 18.2 | 18.5 | 18.7 | 19.3 |

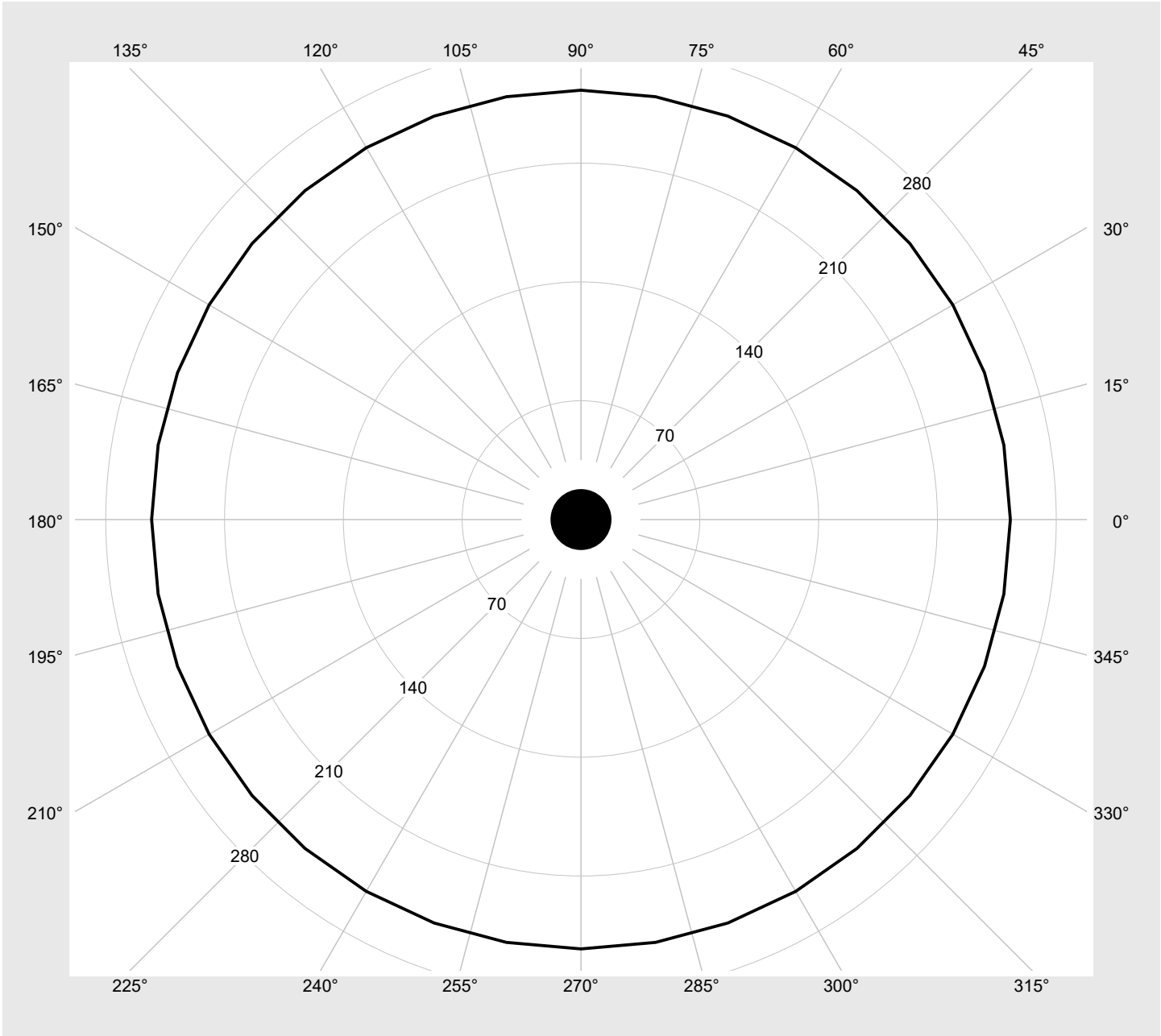
| | | |
|------------------------|---|---|
| Luminance table | Max. for $\gamma \geq 65^\circ$ | Photometric dimensions in mm: D = 84 |
|------------------------|---|---|

| | |
|-----------------|--------------------------------------|
| C-planes | 0° |
| γ | Luminance in cd/m² |
| 45° | 21248.7 |
| 50° | 17309.7 |
| 55° | 13979.6 |
| 60° | 6368.2 |
| 65° | 253.0 |
| 70° | 0.0 |
| 75° | 0.0 |
| 80° | 0.0 |
| 85° | 0.0 |

Photometric test report


| | | |
|---------------------------|---|------------------------------|
| Family Lunis 21 | Order number: 51DB18MC91C EAN: 4058352048276 | LP number 59573_35 |
|---------------------------|---|------------------------------|

Luminance values in cd/m² γ 65° γ 70° γ 75° γ 80° γ 85° **siteco**



Photometric test report

| | | |
|----------------------------------|---|-------------------------------------|
| Family Lunis 21 | Order number: 51DB18MC91C EAN: 4058352048276 | LP number 59573_35 |
|----------------------------------|---|-------------------------------------|

| | | |
|-------------------------|---------------------------------|---|
| Multilumen Table | environmental temperature: 25°C |  |
|-------------------------|---------------------------------|---|

| DIP-Step | Switch Setting | | | | Luminous flux [lm] | Power consumption [W] |
|----------|----------------|-----|-----|-----|-----------------------|--------------------------|
| | 1 | 2 | 3 | 4 | | |
| 12 | ON | ON | OFF | OFF | 4040 | 25.5 |
| 11 | ON | OFF | ON | ON | 3720 | 22.1 |
| 10 | ON | OFF | ON | OFF | 3490 | 20.6 |
| 9 | ON | OFF | OFF | ON | 3310 | 19.5 |
| 8 | ON | OFF | OFF | OFF | 3070 | 18.0 |
| 7 | OFF | ON | ON | ON | 2700 | 15.7 |
| 6 | OFF | ON | ON | OFF | 2410 | 13.9 |
| 5 | OFF | ON | OFF | ON | 2150 | 12.4 |
| 4 | OFF | ON | OFF | OFF | 1840 | 10.6 |
| 3 | OFF | OFF | ON | ON | 1690 | 9.7 |
| 2 | OFF | OFF | ON | OFF | 1400 | 8.0 |
| 1 | OFF | OFF | OFF | ON | 1060 | 6.1 |
| 0 | OFF | OFF | OFF | OFF | 760 | 4.4 |