

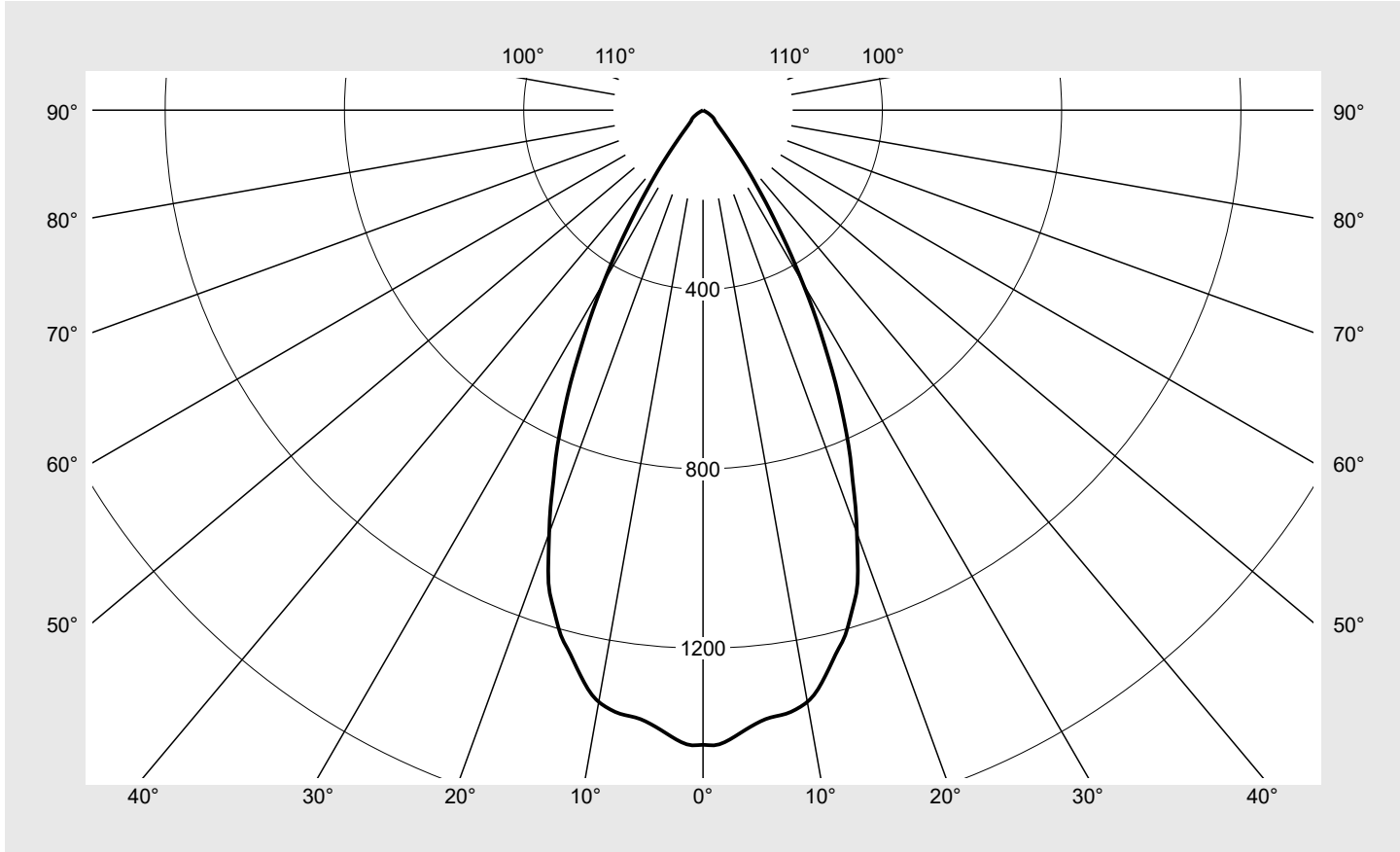


Photometric test report

Family Lunis 21	Order number: 51DB15TA91C EAN: 4069025013361	LP number 59573_29
	Version	recessed luminaire, Combined lens and reflector optics, reflector, highly specular, rotationally symmetrical medium distribution, adjustable color temperature: 3000K 4000K 6500K, UGR≤19 (L65≤3000cd/m²)
	Lamps	LED 4000 K CRI ≥ 80
	Controlgear	ECG Multilumen
	Setting	factory setting: DIP-Step=1, colour temperature 4000K
Rated values	Net luminous flux = 960 lm Power consumption = 6.0 W Luminous efficacy = 160 lm/W	serial documentation 11.04.2024
		

Luminous intensity in cd/klm C180-0 **Imax: 1417 cd/klm**



Classifications	
DIN 5040	A 7 0
CIE	N1=95 N2=100 N3=100 N4=100 N5=100

Luminaire light output ratios	
η_{LB}	100.0%
ϕ_u	100.0%
ϕ_o	0.0%

Measurement conditions
 DIN EN 13032 and DIN 5032

Photometric test report

Family Lunis 21	Order number: 51DB15TA91C EAN: 4069025013361	LP number 59573_29
Table of values for luminous intensities		Maximum luminous intensity
		sITeco

C-planes	0°	Phi-zone	Total Phi-zone
γ	Luminous intensity in cd/klm		Luminous flux in lm/klm
0°	1415.3	0.3	0.3
1°	1416.8	2.7	3.1
2°	1409.9	5.4	8.4
3°	1397.4	8.0	16.5
4°	1384.1	10.6	27.1
5°	1372.7	13.1	40.2
6°	1364.4	15.6	55.8
7°	1361.0	18.2	74.0
8°	1358.1	20.7	94.7
9°	1350.7	23.2	117.9
10°	1340.1	25.5	143.4
11°	1322.2	27.7	171.1
12°	1296.4	29.6	200.6
13°	1268.5	31.3	231.9
14°	1241.6	32.9	264.9
15°	1217.8	34.6	299.4
16°	1184.9	35.8	335.3
17°	1150.7	36.9	372.1
18°	1114.5	37.8	409.9
19°	1059.7	37.8	447.7
20°	1003.6	37.6	485.4
21°	949.8	37.3	522.7
22°	891.3	36.6	559.3
23°	840.7	36.0	595.4
24°	785.1	35.0	630.4
25°	728.0	33.7	664.1
26°	670.9	32.3	696.4
27°	609.9	30.4	726.7
28°	554.4	28.5	755.3
29°	500.5	26.6	781.9
30°	444.1	24.4	806.2
31°	393.2	22.2	828.4
32°	344.6	20.0	848.5
33°	297.9	17.8	866.2
34°	258.6	15.9	882.1
35°	219.9	13.8	895.9
36°	188.6	12.2	908.1
37°	159.9	10.6	918.7
38°	133.0	9.0	927.6
39°	111.0	7.7	935.3
40°	92.3	6.5	941.8
41°	78.5	5.6	947.4
42°	67.1	4.9	952.4
43°	57.6	4.3	956.7
44°	50.8	3.9	960.5
45°	45.3	3.5	964.1
46°	41.3	3.3	967.3

C-planes	0°	Phi-zone	Total Phi-zone
γ	Luminous intensity in cd/klm		Luminous flux in lm/klm
47°	38.2	3.1	970.4
48°	35.6	2.9	973.3
49°	34.3	2.8	976.1
50°	33.5	2.8	978.9
51°	32.0	2.7	981.7
52°	30.5	2.6	984.3
53°	28.9	2.5	986.8
54°	26.7	2.4	989.2
55°	24.2	2.2	991.4
56°	20.9	1.9	993.3
57°	18.3	1.7	994.9
58°	16.1	1.5	996.4
59°	13.5	1.3	997.7
60°	9.6	0.9	998.6
61°	6.6	0.6	999.2
62°	4.1	0.4	999.7
63°	2.1	0.2	999.9
64°	0.7	0.1	999.9
65°	0.3	0.0	1000.0
66°	0.3	0.0	1000.0
67°	0.0	0.0	1000.0
68°	0.0	0.0	1000.0
69°	0.1	0.0	1000.0
70°	0.0	0.0	1000.0
71°	0.0	0.0	1000.0
72°	0.0	0.0	1000.0
73°	0.0	0.0	1000.0
74°	0.0	0.0	1000.0
75°	0.0	0.0	1000.0
76°	0.0	0.0	1000.0
77°	0.0	0.0	1000.0
78°	0.0	0.0	1000.0
79°	0.0	0.0	1000.0
80°	0.0	0.0	1000.0
81°	0.0	0.0	1000.0
82°	0.0	0.0	1000.0
83°	0.0	0.0	1000.0
84°	0.0	0.0	1000.0
85°	0.0	0.0	1000.0
86°	0.0	0.0	1000.0
87°	0.0	0.0	1000.0
88°	0.0	0.0	1000.0
89°	0.0	0.0	1000.0
90°	0.0	0.0	1000.0
91°	0.0	0.0	1000.0
180°	0.0	0.0	1000.0

Photometric test report

Family Lunis 21	Order number: 51DB15TA91C EAN: 4069025013361	LP number 59573_29
---------------------------	---	------------------------------

UGR-Table	Standard room	siteco
------------------	----------------------	---------------

Reflection factor of ceiling	0.7	0.7	0.5	0.5	0.3	0.7	0.7	0.5	0.5	0.3	
Reflection factor of walls	0.5	0.3	0.5	0.3	0.3	0.5	0.3	0.5	0.3	0.3	
Reflection factor of floor	0.2	0.2	0.2	0.2	0.2	0.2	0.2	0.2	0.2	0.2	
Room dimensions	View crosswise (C0)					View endwise (C90)					
x	y										
2H	2H	19.2	20.3	19.6	20.6	21.0	19.2	20.3	19.6	20.6	21.0
	3H	19.1	20.0	19.4	20.4	20.7	19.1	20.0	19.4	20.4	20.7
	4H	19.0	19.9	19.4	20.2	20.6	19.0	19.9	19.4	20.2	20.6
	6H	18.9	19.7	19.3	20.1	20.5	18.9	19.7	19.3	20.1	20.5
	8H	19.0	19.6	19.4	20.0	20.4	19.0	19.6	19.4	20.0	20.4
	12H	19.0	19.5	19.4	19.9	20.3	19.0	19.5	19.4	19.9	20.3
4H	2H	19.0	19.9	19.4	20.3	20.6	19.0	19.9	19.4	20.3	20.6
	3H	18.8	19.6	19.3	20.0	20.4	18.8	19.6	19.3	20.0	20.4
	4H	18.7	19.4	19.2	19.8	20.2	18.7	19.4	19.2	19.8	20.2
	6H	18.6	19.2	19.1	19.6	20.1	18.6	19.2	19.1	19.6	20.1
	8H	18.6	19.1	19.1	19.5	20.0	18.6	19.1	19.1	19.5	20.0
	12H	18.6	19.0	19.1	19.4	19.9	18.6	19.0	19.1	19.4	19.9
8H	4H	18.6	19.1	19.1	19.5	20.0	18.6	19.1	19.1	19.5	20.0
	6H	18.5	18.9	19.0	19.3	19.9	18.5	18.9	19.0	19.3	19.9
	8H	18.4	18.7	18.9	19.2	19.8	18.4	18.7	18.9	19.2	19.8
	12H	18.4	18.6	18.9	19.1	19.7	18.4	18.6	18.9	19.1	19.7
12H	4H	18.6	19.0	19.1	19.4	19.9	18.6	19.0	19.1	19.4	19.9
	6H	18.5	18.7	19.0	19.2	19.8	18.5	18.7	19.0	19.2	19.8
	8H	18.4	18.6	18.9	19.1	19.7	18.4	18.6	18.9	19.1	19.7

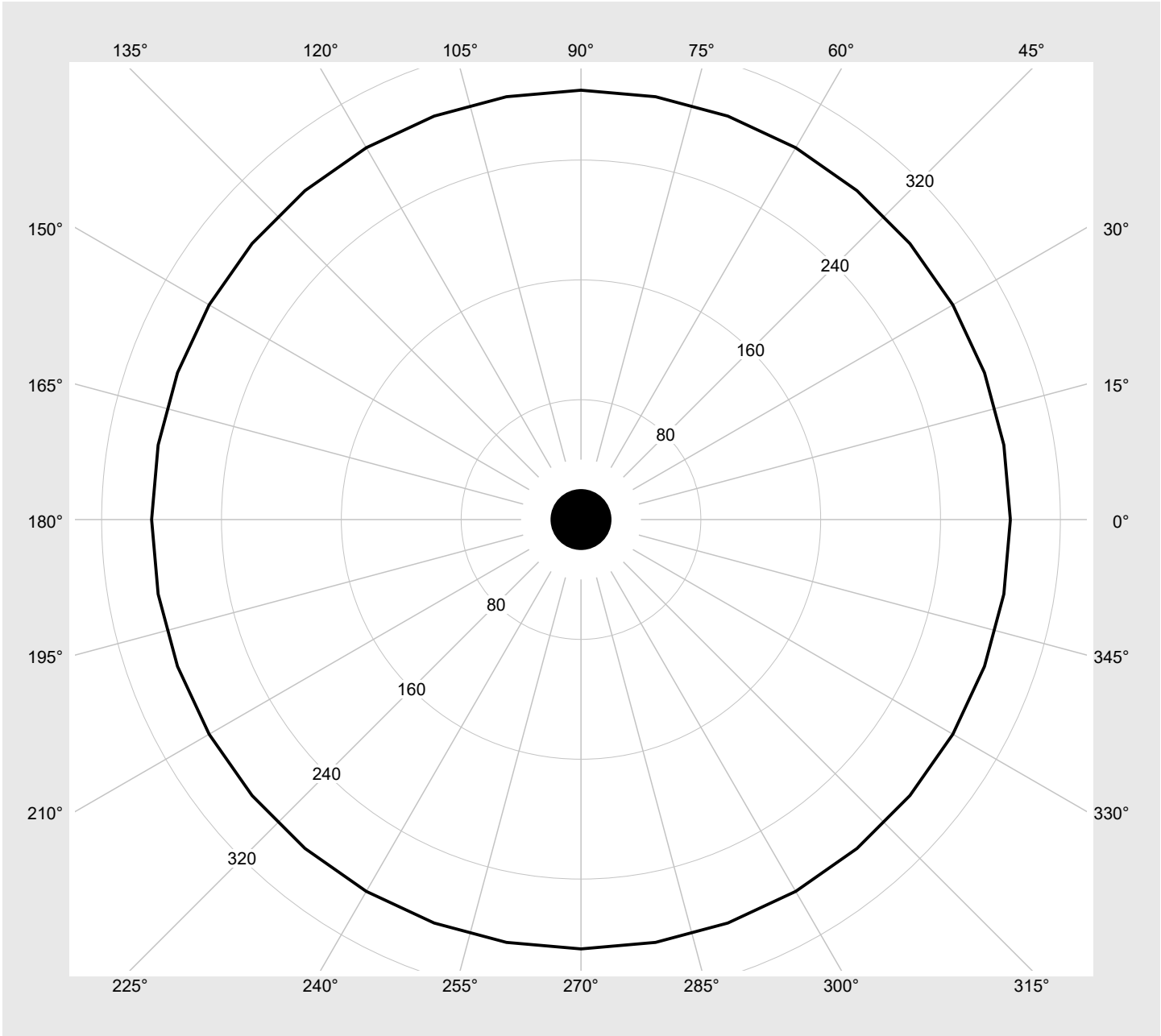
Luminance table	Max. for $\gamma \geq 65^\circ$	Photometric dimensions in mm: D = 57
------------------------	---	---

C-planes	0°
γ	Luminance in cd/m²
45°	24076.5
50°	19613.3
55°	15840.1
60°	7215.7
65°	286.6
70°	0.0
75°	0.0
80°	0.0
85°	0.0

Photometric test report

Family Lunis 21	Order number: 51DB15TA91C EAN: 4069025013361	LP number 59573_29
----------------------------------	---	-------------------------------------

Luminance values in cd/m² γ 65° γ 70° γ 75° γ 80° γ 85°



Photometric test report

Family Lunis 21	Order number: 51DB15TA91C EAN: 4069025013361	LP number 59573_29
----------------------------------	---	-------------------------------------

Multilumen Table	environmental temperature: 25°C	
-------------------------	---------------------------------	---

DIP-Step	Switch Setting				Luminous flux [lm]	Power consumption [W]
	1	2	3	4		
2	OFF	OFF	ON	OFF	1260	8.0
1	OFF	OFF	OFF	ON	960	6.0
0	OFF	OFF	OFF	OFF	690	4.4