

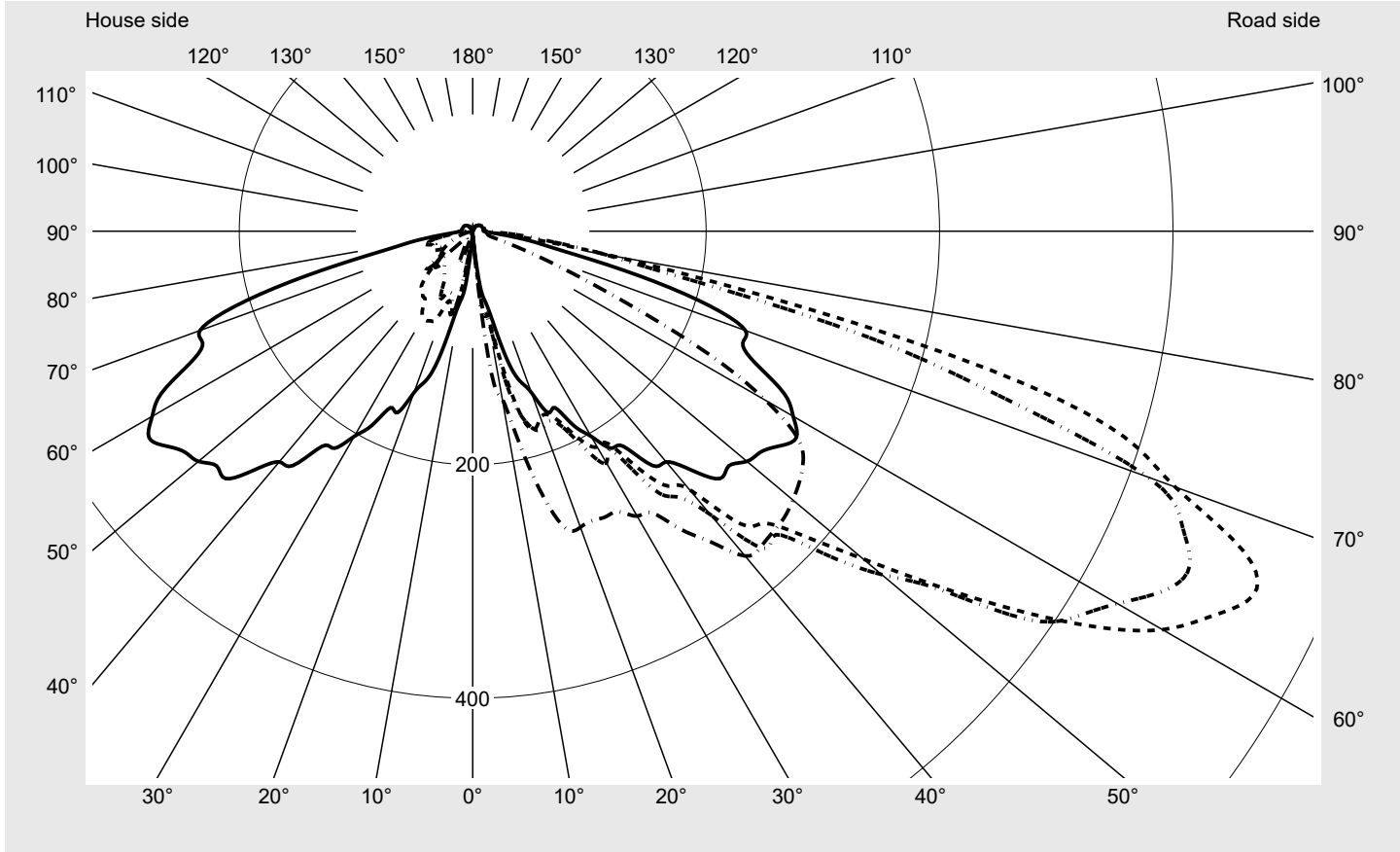


Photometric test report

Family DL 11 iQ	Order number 5XA5565EW14HP00022 + 5XA54000XBS	LP number 59424_88
	Version	post-top- or mounting to wall arm, shielding on building side, Smart Interface up
	Optic	asymmetric, wide distribution (ST1.2a)
	Cover	cover transparent, PMMA
	Lamps	LED 3000 K CRI ≥ 70
	Controlgear	EVG SITECO iQ - Smart Interface
Rated values	Net luminous flux = 4780 lm Power consumption = 33.5 W Luminous efficacy = 142.7 lm/W	
		serial documentation 18.03.2024
		

Luminous intensity in cd/klm C180-0 C205-25 C210-30 C270-90 **Imax: 738 cd/klm**



Luminaire output ratios

Eta	100.0%
Eta 0° - 90°	95.9%
Eta 90° - 180°	4.1%

Luminous intensity class acc. to EN13201-2

Class:	G2
Imax 70°	640.5
Imax 80°	145.0
Imax 90°	10.9
Imax >90°	10.7
Imax >95°	10.6

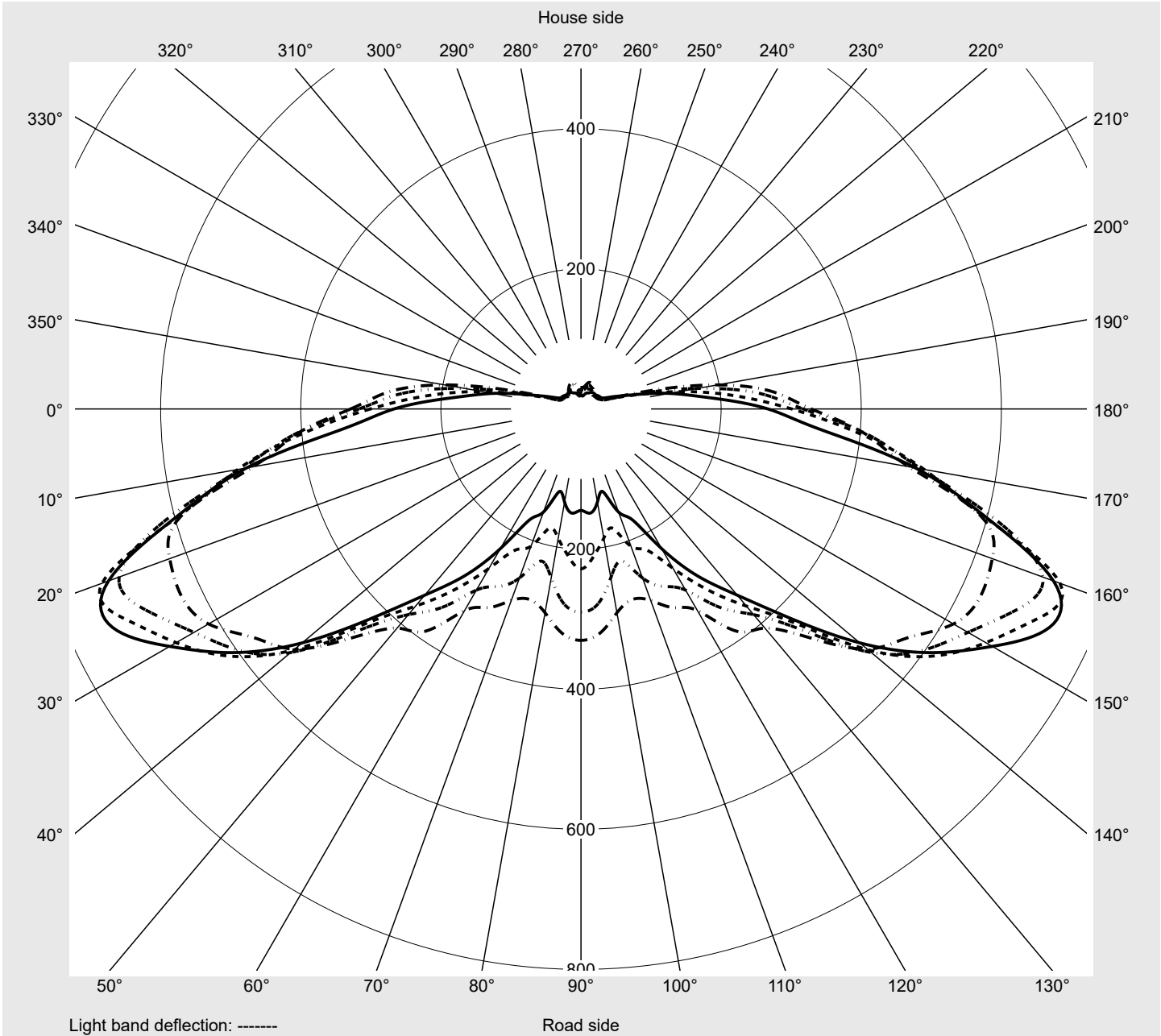
Measurement conditions

DIN EN 13032 and DIN 5032

Photometric test report

Family DL 11 iQ	Order number 5XA5565EW14HP00022 + 5XA54000XBS	LP number 59424_88
---------------------------	---	------------------------------

Envelope curve in cd/klm	KMK 65°	KMK 62,5°	KMK 60°	KMK 57,5°	siteco
---------------------------------	---------	-----------	---------	-----------	---------------



Photometric test report

Family DL 11 iQ	Order number 5XA5565EW14HP00022 + 5XA54000XBS	LP number 59424_88
Table of values for luminous intensities		Maximum luminous intensity
		siteco

C-planes	0° 180°	5° 175°	10° 170°	15° 165°	20° 160°	25° 155°	30° 150°	35° 145°	40° 140°	45° 135°	50° 130°	55° 125°	60° 120°
γ	Luminous intensity in cd/klm												
0,0°	4.2	4.2	4.2	4.2	4.2	4.2	4.2	4.2	4.2	4.2	4.2	4.2	4.2
2,5°	4.6	4.8	4.8	5.1	5.5	5.5	5.8	6.0	6.1	6.3	6.4	6.6	6.8
5,0°	10.1	11.7	13.1	14.5	16.5	19.0	23.1	27.6	30.1	31.7	32.7	33.2	33.2
7,5°	45.8	52.7	59.7	65.0	69.6	70.3	69.8	67.6	68.4	68.9	71.8	76.2	84.0
10,0°	60.8	66.5	68.3	71.3	73.4	73.9	77.2	83.0	91.9	106.3	117.1	124.2	130.1
12,5°	78.7	83.8	88.6	94.2	104.3	121.5	134.7	155.2	160.9	155.4	153.1	153.6	162.4
15,0°	113.9	117.7	136.9	148.0	162.0	166.8	165.5	169.0	172.8	176.4	176.2	179.7	187.8
17,5°	134.6	148.1	165.5	173.8	170.8	177.6	178.4	184.7	187.2	192.3	188.5	196.9	200.7
20,0°	147.1	154.1	160.7	167.8	171.6	170.0	178.2	176.6	180.5	185.5	189.8	197.7	204.4
22,5°	168.1	178.7	179.9	173.3	167.5	170.3	175.4	181.4	183.9	191.3	196.3	207.8	216.8
25,0°	166.8	174.4	185.3	189.3	190.6	182.5	187.0	192.8	203.2	211.1	211.8	225.5	237.8
27,5°	187.8	203.9	197.9	195.4	201.2	202.5	211.5	216.8	220.7	231.0	237.4	246.3	256.8
30,0°	202.9	208.0	213.1	210.8	210.6	213.3	229.2	243.5	246.2	255.6	261.4	278.3	282.9
32,5°	220.4	218.6	215.8	217.9	215.1	215.6	222.9	239.2	258.9	277.3	282.1	295.0	298.6
35,0°	224.9	232.8	240.4	234.4	238.6	248.3	269.5	285.4	297.1	316.0	318.4	322.7	332.0
37,5°	253.0	255.6	248.3	254.9	264.2	275.1	286.7	300.4	321.2	337.0	347.0	347.9	358.6
40,0°	257.9	266.5	264.5	258.4	270.2	288.7	316.9	334.1	351.0	363.1	373.8	376.0	384.9
42,5°	277.6	283.4	299.6	295.3	316.1	340.1	368.5	387.2	390.0	404.6	408.5	402.8	398.5
45,0°	299.6	295.1	307.7	303.2	319.8	353.7	367.5	396.3	416.6	428.5	437.5	418.3	416.8
47,5°	297.6	298.6	316.8	330.8	351.5	387.5	409.4	435.3	438.1	439.0	444.1	428.2	428.1
50,0°	306.7	329.2	361.4	387.7	387.9	436.6	457.5	468.9	451.9	444.9	439.0	428.2	414.2
52,5°	310.8	357.1	388.5	464.3	460.5	497.2	503.6	507.2	481.5	460.8	443.4	426.7	396.6
55,0°	320.7	386.4	418.0	524.6	542.5	564.1	579.5	539.5	517.8	470.9	432.4	414.8	357.5
57,5°	328.9	407.2	475.3	591.1	624.8	629.9	613.9	569.4	533.4	461.9	408.4	387.4	332.3
60,0°	317.1	409.4	493.0	614.1	701.7	682.5	637.9	599.3	541.0	446.1	383.2	345.9	298.6
62,5°	300.7	398.1	497.5	596.4	727.6	713.9	667.3	614.9	534.9	432.4	367.4	315.1	262.7
65,0°	267.0	345.2	484.8	599.3	717.7	737.9	677.9	606.4	519.5	422.6	347.0	291.7	230.3
67,5°	250.5	302.1	436.5	557.7	691.6	714.2	657.9	590.9	492.9	388.7	325.9	263.5	194.3
70,0°	248.7	318.9	435.5	549.7	628.9	640.5	615.9	523.1	429.7	354.1	292.6	230.1	166.8
72,5°	213.3	322.6	378.3	517.5	586.3	585.0	481.0	436.0	346.9	275.0	219.7	176.9	141.0
75,0°	148.1	253.8	327.0	444.8	468.9	459.1	351.8	304.2	217.7	181.2	171.1	158.6	130.0
77,5°	82.5	141.9	210.5	281.2	307.0	254.5	186.0	162.2	138.2	122.3	123.0	120.7	110.9
80,0°	54.2	73.1	104.8	127.3	145.0	120.2	115.4	123.7	96.6	68.0	51.4	41.5	50.3
82,5°	31.6	38.4	43.5	55.6	62.3	52.2	68.0	87.5	70.1	45.3	24.8	19.5	15.0
85,0°	17.5	18.4	16.5	16.0	15.0	20.0	41.5	50.4	36.9	22.5	15.7	13.9	11.9
87,5°	12.2	11.9	12.2	12.2	13.1	15.4	19.2	21.8	15.7	12.1	12.1	11.2	11.1
90,0°	9.4	9.8	10.1	10.4	10.7	10.7	10.7	10.7	10.7	10.7	10.7	10.7	10.6
92,5°	9.4	9.8	10.1	10.3	10.4	10.4	10.6	10.7	10.7	10.7	10.6	10.6	10.4
95,0°	9.4	9.6	10.1	10.3	10.4	10.4	10.4	10.4	10.6	10.6	10.6	10.4	10.4
97,5°	9.3	9.4	9.9	10.1	10.4	10.4	10.4	10.4	10.6	10.4	10.4	10.4	10.4
100,0°	9.4	9.4	9.8	10.1	10.1	10.4	10.4	10.4	10.6	10.4	10.4	10.4	10.4
102,5°	9.1	9.4	9.8	9.8	10.1	10.1	10.4	10.4	10.4	10.4	10.4	10.3	10.3
105,0°	9.1	9.4	9.4	9.8	10.1	10.1	10.1	10.3	10.3	10.3	10.3	10.3	10.3
107,5°	8.9	9.3	9.3	9.6	9.8	9.9	10.1	10.1	10.1	10.3	10.1	10.1	10.1
110,0°	8.9	9.1	9.3	9.4	9.8	9.8	9.8	9.9	9.9	9.9	9.9	9.9	9.9
112,5°	8.8	9.1	9.1	9.3	9.4	9.6	9.6	9.8	9.9	9.8	9.9	9.9	9.9

Photometric test report

Family DL 11 iQ	Order number 5XA5565EW14HP00022 + 5XA54000XBS	LP number 59424_88
Table of values for luminous intensities		Maximum luminous intensity
		siteco

C-planes	65° 115°	70° 110°	75° 105°	80° 100°	85° 95°	90°	185° 355°	190° 350°	195° 345°	200° 340°	205° 335°	210° 330°	215° 325°
γ	Luminous intensity in cd/klm												
0,0°	4.2	4.2	4.2	4.2	4.2	4.2	4.2	4.2	4.2	4.2	4.2	4.2	4.2
2,5°	6.9	7.1	7.3	7.1	7.3	6.9	4.5	4.3	4.1	4.1	4.1	4.0	4.0
5,0°	32.6	31.4	29.4	28.6	27.3	26.8	8.9	8.3	7.3	6.4	6.0	5.5	5.3
7,5°	94.6	106.3	108.3	112.3	121.9	122.7	37.9	29.3	21.2	15.4	11.1	7.9	6.4
10,0°	137.2	136.7	141.7	140.0	142.7	145.5	63.8	65.8	64.8	56.4	42.2	27.8	17.4
12,5°	172.3	182.7	187.0	186.5	188.8	188.2	74.6	70.4	67.0	65.1	64.3	66.5	60.0
15,0°	200.6	214.6	224.7	231.5	235.8	236.8	101.7	95.2	83.5	77.9	73.9	68.6	59.0
17,5°	209.5	223.0	238.9	252.1	260.4	267.5	111.3	98.5	85.8	72.6	64.5	57.5	51.1
20,0°	217.4	232.0	247.0	258.4	266.9	269.8	133.8	123.0	100.2	81.5	66.6	56.0	43.8
22,5°	224.7	231.6	245.7	257.9	265.7	268.2	164.2	138.7	121.5	105.6	81.5	56.4	38.2
25,0°	247.0	250.0	259.2	265.7	269.8	269.8	163.2	144.7	125.7	105.6	84.8	63.7	40.8
27,5°	267.8	273.5	274.5	275.3	271.5	270.8	182.7	162.0	134.6	103.8	86.3	57.5	34.9
30,0°	293.0	289.0	281.7	282.4	278.8	281.7	194.4	169.0	139.9	115.7	85.1	48.4	31.2
32,5°	312.0	305.9	294.0	290.0	290.0	286.0	210.8	188.0	148.8	113.1	80.2	45.0	28.8
35,0°	328.2	323.4	312.0	309.5	309.3	312.2	206.8	187.5	148.5	111.9	71.3	41.8	27.6
37,5°	358.1	357.5	344.7	333.6	336.6	335.6	240.2	210.1	165.8	126.2	70.3	40.2	29.4
40,0°	388.2	379.1	350.5	343.7	357.0	363.1	248.8	215.3	165.8	121.4	65.8	37.5	31.2
42,5°	404.4	385.9	355.8	357.3	365.4	366.1	262.2	214.9	161.9	113.4	65.1	37.4	33.7
45,0°	415.3	386.9	352.2	357.5	365.1	364.1	293.6	237.1	169.3	107.1	58.5	43.5	42.0
47,5°	415.0	375.3	352.0	359.6	365.2	362.4	286.9	226.7	153.3	94.6	48.8	43.5	37.7
50,0°	407.1	361.4	342.9	353.0	360.9	358.1	287.7	227.5	147.0	81.2	38.5	36.2	31.6
52,5°	384.2	347.5	334.1	341.9	351.5	352.8	286.0	224.4	133.3	67.6	34.4	31.4	28.1
55,0°	347.9	326.0	318.9	326.2	342.6	345.5	289.0	221.7	117.4	58.7	33.7	29.3	26.3
57,5°	313.0	291.0	281.7	295.5	320.6	330.3	276.4	197.9	98.9	43.5	31.4	28.4	27.1
60,0°	279.6	256.8	224.9	244.9	279.3	290.0	255.8	168.6	83.3	39.4	30.8	28.6	28.8
62,5°	222.4	208.7	176.6	187.3	210.6	228.2	219.1	142.5	74.7	45.8	35.2	30.1	29.8
65,0°	175.3	156.6	122.7	134.9	149.3	144.8	184.0	128.0	78.5	52.2	37.4	32.7	31.6
67,5°	141.4	108.3	73.1	82.3	88.8	85.6	177.7	119.4	75.6	48.3	37.7	34.7	34.4
70,0°	117.2	81.2	41.8	38.0	40.8	46.0	171.5	117.9	75.1	44.5	36.0	33.7	35.2
72,5°	94.6	50.4	26.1	20.3	19.2	20.8	152.6	110.3	68.3	42.2	38.5	35.7	36.9
75,0°	74.9	25.1	18.4	15.2	14.7	14.2	107.1	81.8	60.8	42.5	42.3	39.4	37.4
77,5°	43.3	18.2	14.7	13.2	13.2	13.2	62.5	56.5	52.4	39.2	37.9	35.7	25.5
80,0°	17.0	13.9	12.9	12.6	12.6	12.6	47.3	46.1	40.8	33.1	30.6	26.1	16.2
82,5°	13.1	12.1	12.1	11.9	12.1	11.9	30.8	29.9	28.3	23.5	20.0	16.4	13.6
85,0°	11.6	11.4	11.4	11.6	11.6	11.6	17.2	18.2	19.8	21.0	18.8	16.2	12.2
87,5°	10.9	10.7	10.9	10.9	10.9	10.9	12.6	13.6	14.7	15.0	14.1	12.6	11.1
90,0°	10.6	10.7	10.9	10.7	10.7	10.6	9.3	8.9	8.6	7.9	7.6	7.1	6.6
92,5°	10.6	10.6	10.6	10.6	10.6	10.6	9.1	8.6	8.3	7.9	7.3	6.9	6.4
95,0°	10.6	10.6	10.6	10.6	10.6	10.6	9.1	8.6	8.3	7.9	7.3	6.9	6.4
97,5°	10.4	10.6	10.6	10.6	10.6	10.6	9.1	8.6	8.3	7.8	7.3	6.8	6.4
100,0°	10.3	10.4	10.6	10.6	10.6	10.6	9.1	8.6	8.3	7.8	7.3	6.8	6.4
102,5°	10.3	10.4	10.6	10.6	10.6	10.6	8.9	8.6	8.1	7.8	7.4	6.8	6.4
105,0°	10.3	10.3	10.4	10.6	10.6	10.6	8.8	8.6	8.1	7.8	7.3	6.8	6.4
107,5°	10.3	10.3	10.3	10.3	10.3	10.3	8.8	8.4	8.1	7.8	7.3	6.8	6.4
110,0°	9.9	9.9	10.1	10.3	10.3	10.3	8.8	8.4	8.1	7.8	7.1	6.8	6.4
112,5°	9.9	9.9	9.9	9.9	9.9	9.9	8.8	8.4	8.1	7.8	7.1	6.8	6.4

Photometric test report

Family DL 11 iQ	Order number 5XA5565EW14HP00022 + 5XA54000XBS	LP number 59424_88
Table of values for luminous intensities		Maximum luminous intensity
		siteco

C-planes	220° 320°	225° 315°	230° 310°	235° 305°	240° 300°	245° 295°	250° 290°	255° 285°	260° 280°	265° 275°	270°	Phi-zone	Total Phi-zone
γ	Luminous intensity in cd/klm											Luminous flux in lm/klm	
0,0°	4.2	4.2	4.2	4.2	4.2	4.2	4.2	4.2	4.2	4.2	4.2	0.0	0.0
2,5°	4.1	4.0	4.1	4.3	4.6	5.0	5.1	5.0	5.0	5.0	5.0	0.1	0.1
5,0°	4.8	4.5	4.3	4.1	4.0	3.8	3.8	3.6	3.6	3.5	3.6	0.4	0.4
7,5°	5.5	4.6	4.5	4.3	4.0	4.0	4.0	3.8	3.6	3.5	3.6	1.6	2.1
10,0°	12.4	9.1	6.3	5.1	4.3	4.0	4.0	3.8	3.6	4.0	3.6	3.1	5.1
12,5°	44.3	27.1	15.4	7.8	4.6	4.5	5.0	5.3	4.8	4.1	4.0	5.4	10.5
15,0°	53.9	53.2	49.1	40.8	26.1	15.5	7.3	4.3	3.8	3.5	4.0	8.1	18.6
17,5°	44.1	39.4	37.2	35.9	34.7	34.2	28.3	18.5	11.4	6.4	6.0	10.2	28.8
20,0°	33.7	30.9	29.6	27.9	25.8	25.1	25.1	25.6	26.1	21.8	24.8	11.8	40.6
22,5°	28.3	25.1	23.1	21.2	19.8	19.0	20.7	23.6	29.6	26.5	30.1	13.7	54.3
25,0°	30.6	23.6	19.7	18.2	17.0	16.2	22.0	24.5	24.3	19.3	21.5	15.9	70.2
27,5°	28.3	22.3	19.0	17.2	15.5	14.5	16.9	18.5	17.5	14.5	15.2	18.5	88.7
30,0°	27.0	23.0	19.5	17.4	15.9	14.2	13.9	15.7	14.2	12.1	12.6	21.3	110.0
32,5°	25.5	23.0	19.2	17.2	15.4	13.4	11.9	13.4	12.2	10.3	10.3	23.7	133.7
35,0°	25.8	22.5	18.8	17.5	15.4	13.2	11.2	12.1	10.7	9.1	8.9	27.3	161.0
37,5°	24.8	21.8	18.7	17.0	14.9	13.2	10.7	10.4	9.9	8.4	8.3	31.5	192.4
40,0°	28.1	23.0	19.8	16.4	16.0	13.2	10.9	9.9	9.4	8.1	7.9	35.0	227.4
42,5°	30.8	25.5	20.0	19.0	16.7	15.7	11.6	10.4	9.4	7.9	7.9	39.5	267.0
45,0°	32.1	24.3	23.0	23.3	23.3	22.0	20.5	16.7	11.9	8.8	8.3	43.0	309.9
47,5°	32.1	25.6	27.3	32.1	32.9	31.4	28.4	26.6	26.6	18.7	19.8	46.2	356.2
50,0°	27.9	26.1	30.3	35.2	38.7	38.9	38.4	38.9	34.9	37.0	50.3	49.8	406.0
52,5°	26.0	24.5	28.3	34.4	38.5	41.5	43.3	49.1	44.5	38.2	36.7	53.3	459.3
55,0°	25.0	24.1	27.1	35.2	39.4	46.0	45.0	41.5	36.9	33.7	32.4	56.4	515.8
57,5°	26.6	26.1	27.1	31.1	34.9	38.2	39.8	38.5	33.4	31.1	30.8	58.3	574.1
60,0°	26.8	25.5	25.8	28.9	33.2	34.7	36.0	33.9	28.4	27.6	27.4	58.4	632.4
62,5°	28.6	26.3	27.4	28.6	30.8	30.9	30.3	28.3	24.0	23.3	23.5	56.8	689.3
65,0°	30.1	28.9	29.1	28.6	27.3	25.1	24.3	22.2	19.3	18.7	20.2	54.3	743.6
67,5°	33.4	32.6	30.9	28.9	23.0	19.5	19.3	17.9	15.9	15.7	16.9	50.5	794.0
70,0°	37.2	32.6	30.9	28.4	18.4	14.7	15.0	13.7	12.7	12.6	13.6	46.6	840.6
72,5°	39.5	35.7	30.6	16.9	11.1	10.4	11.1	10.6	9.4	9.3	9.6	40.5	881.1
75,0°	32.7	19.2	10.3	8.3	7.4	6.9	6.9	6.4	6.0	5.8	6.0	31.6	912.7
77,5°	14.2	9.8	7.6	6.6	6.0	5.3	5.0	4.6	4.0	3.3	3.3	20.3	933.0
80,0°	11.4	8.9	7.1	6.0	5.3	4.6	4.3	3.6	3.3	3.0	3.0	11.6	944.6
82,5°	11.1	8.3	6.4	5.3	5.0	4.3	4.0	3.5	3.1	2.6	3.0	6.8	951.4
85,0°	9.1	7.3	6.1	5.1	4.6	4.0	3.6	3.3	3.0	2.6	2.6	4.0	955.4
87,5°	8.6	6.6	5.6	5.0	4.3	4.0	3.6	3.3	3.0	2.6	2.6	2.9	958.3
90,0°	6.1	5.6	5.3	4.6	4.3	4.0	3.6	3.1	3.0	2.6	2.6	2.2	960.6
92,5°	6.0	5.6	5.3	4.6	4.3	4.0	3.6	3.1	3.1	2.6	2.6	2.2	962.8
95,0°	6.0	5.6	5.3	4.6	4.3	4.0	3.6	3.1	3.1	2.8	3.0	2.2	965.0
97,5°	6.0	5.6	5.1	4.6	4.3	4.0	3.6	3.1	3.1	2.8	2.6	2.2	967.2
100,0°	6.0	5.6	5.3	4.6	4.3	4.0	3.6	3.3	3.1	2.8	3.0	2.2	969.3
102,5°	6.0	5.6	5.3	4.6	4.3	4.0	3.6	3.3	3.0	2.8	3.0	2.1	971.5
105,0°	6.0	5.6	5.3	4.6	4.3	4.0	3.6	3.3	3.1	2.8	3.0	2.1	973.6
107,5°	6.0	5.6	5.3	4.6	4.3	4.0	3.6	3.3	3.1	2.8	3.0	2.0	975.6
110,0°	6.1	5.6	5.1	4.6	4.3	4.0	3.6	3.3	3.1	2.8	3.0	2.0	977.6
112,5°	6.0	5.5	5.3	4.6	4.3	4.0	3.6	3.3	3.1	3.0	3.0	1.9	979.5

Photometric test report

Family DL 11 iQ	Order number 5XA5565EW14HP00022 + 5XA54000XBS	LP number 59424_88
Table of values for luminous intensities		Maximum luminous intensity
		siteco

C-planes	0° 180°	5° 175°	10° 170°	15° 165°	20° 160°	25° 155°	30° 150°	35° 145°	40° 140°	45° 135°	50° 130°	55° 125°	60° 120°
γ	Luminous intensity in cd/klm												
115,0°	8.8	8.9	9.1	9.3	9.3	9.4	9.4	9.6	9.6	9.6	9.6	9.6	9.6
117,5°	8.8	8.8	8.9	9.1	9.1	9.1	9.3	9.3	9.3	9.4	9.4	9.4	9.4
120,0°	8.6	8.8	8.8	8.9	8.9	8.9	8.9	9.1	9.3	9.3	9.3	9.3	9.3
122,5°	8.4	8.6	8.6	8.6	8.8	8.8	8.8	8.9	8.9	8.9	8.9	8.9	8.9
125,0°	8.3	8.3	8.4	8.4	8.4	8.4	8.6	8.6	8.6	8.6	8.6	8.6	8.6
127,5°	7.9	7.9	8.1	8.3	8.3	8.3	8.3	8.3	8.3	8.3	8.3	8.4	8.3
130,0°	7.6	7.6	7.8	7.9	7.9	7.9	7.9	7.9	7.9	8.1	8.1	8.3	8.3
132,5°	7.3	7.3	7.4	7.4	7.6	7.6	7.6	7.6	7.6	7.8	7.8	7.9	7.9
135,0°	6.8	6.9	6.9	7.1	7.1	7.3	7.3	7.3	7.3	7.4	7.4	7.4	7.6
137,5°	6.4	6.4	6.6	6.8	6.8	6.8	6.9	6.9	6.9	7.1	7.1	7.3	7.3
140,0°	6.0	6.1	6.3	6.3	6.4	6.4	6.6	6.6	6.6	6.6	6.8	6.8	6.8
142,5°	5.6	5.8	6.0	6.0	6.0	6.1	6.1	6.3	6.3	6.4	6.4	6.4	6.4
145,0°	5.3	5.5	5.5	5.6	5.6	5.8	5.8	6.0	6.0	6.0	6.1	6.1	6.1
147,5°	5.0	5.0	5.0	5.3	5.3	5.3	5.5	5.6	5.6	5.6	5.6	5.8	5.8
150,0°	4.3	4.3	4.6	4.6	4.6	4.8	5.0	5.0	5.0	5.1	5.1	5.3	5.3
152,5°	3.6	3.8	4.0	4.0	4.0	4.0	4.3	4.3	4.3	4.3	4.3	4.3	4.3
155,0°	2.8	3.0	3.0	3.1	3.1	3.3	3.3	3.3	3.5	3.5	3.6	3.6	3.6
157,5°	2.0	2.1	2.3	2.3	2.3	2.3	2.3	2.3	2.5	2.3	2.3	2.3	2.5
160,0°	1.7	1.7	1.7	1.7	1.7	1.7	1.7	1.7	1.7	1.7	1.7	1.7	1.7
162,5°	1.5	1.5	1.5	1.5	1.3	1.3	1.3	1.3	1.3	1.3	1.3	1.3	1.3
165,0°	1.3	1.3	1.3	1.3	1.3	1.3	1.3	1.3	1.3	1.3	1.3	1.3	1.3
167,5°	1.3	1.3	1.3	1.5	1.3	1.3	1.3	1.3	1.3	1.3	1.3	1.3	1.3
170,0°	1.2	1.3	1.2	1.3	1.3	1.3	1.2	1.3	1.3	1.3	1.3	1.3	1.3
172,5°	0.0	0.0	0.0	0.0	0.0	0.0	0.0	0.0	0.0	0.0	0.0	0.0	0.0
175,0°	0.0	0.0	0.0	0.0	0.0	0.0	0.0	0.0	0.0	0.0	0.0	0.0	0.0
177,5°	0.0	0.0	0.0	0.0	0.0	0.0	0.0	0.0	0.0	0.0	0.0	0.0	0.0
180,0°	0.0	0.0	0.0	0.0	0.0	0.0	0.0	0.0	0.0	0.0	0.0	0.0	0.0

Photometric test report

Family DL 11 iQ	Order number 5XA5565EW14HP00022 + 5XA54000XBS	LP number 59424_88
Table of values for luminous intensities		Maximum luminous intensity
		siteco

C-planes	65° 115°	70° 110°	75° 105°	80° 100°	85° 95°	90°	185° 355°	190° 350°	195° 345°	200° 340°	205° 335°	210° 330°	215° 325°
γ	Luminous intensity in cd/klm												
115,0°	9.6	9.6	9.8	9.8	9.9	9.6	8.6	8.3	8.1	7.6	7.3	6.8	6.4
117,5°	9.4	9.6	9.6	9.4	9.6	9.6	8.6	8.3	8.1	7.6	7.3	6.8	6.4
120,0°	9.3	9.3	9.3	9.3	9.3	9.3	8.4	8.1	7.9	7.6	7.3	6.8	6.4
122,5°	8.9	8.9	8.9	8.9	8.9	8.9	8.3	7.9	7.8	7.4	7.1	6.8	6.4
125,0°	8.6	8.8	8.8	8.6	8.9	8.6	7.9	7.8	7.6	7.3	7.1	6.6	6.3
127,5°	8.4	8.6	8.6	8.6	8.6	8.6	7.8	7.6	7.3	7.1	6.8	6.4	6.1
130,0°	8.3	8.3	8.3	8.3	8.3	8.3	7.4	7.3	7.1	6.8	6.4	6.1	6.0
132,5°	7.9	7.9	7.9	7.9	7.9	7.9	6.9	6.9	6.6	6.6	6.3	6.0	5.6
135,0°	7.6	7.6	7.6	7.6	7.6	7.6	6.6	6.4	6.3	6.1	6.0	5.6	5.5
137,5°	7.3	7.3	7.3	7.3	7.3	7.3	6.3	6.1	6.0	5.6	5.5	5.3	5.1
140,0°	6.9	6.9	6.9	6.9	6.9	6.9	6.0	5.6	5.6	5.5	5.1	5.0	4.8
142,5°	6.6	6.6	6.6	6.6	6.6	6.6	5.6	5.5	5.3	5.1	5.0	4.6	4.6
145,0°	6.3	6.3	6.3	6.3	6.3	6.3	5.3	5.1	5.0	4.8	4.6	4.5	4.3
147,5°	6.0	6.0	6.0	6.0	6.0	6.0	4.6	4.6	4.5	4.3	4.3	4.0	4.0
150,0°	5.3	5.3	5.3	5.3	5.3	5.3	4.3	4.1	4.0	4.0	3.6	3.6	3.5
152,5°	4.6	4.6	4.6	4.6	4.6	4.6	3.6	3.6	3.3	3.3	3.0	3.0	3.0
155,0°	3.6	3.6	3.6	3.6	3.6	3.6	2.8	2.6	2.6	2.5	2.3	2.3	2.3
157,5°	2.6	2.6	2.6	2.6	2.6	2.6	2.0	2.0	2.0	2.0	2.0	1.8	1.8
160,0°	1.7	1.8	1.7	1.8	1.7	2.0	1.7	1.7	1.7	1.7	1.7	1.7	1.7
162,5°	1.3	1.3	1.3	1.3	1.3	1.7	1.5	1.3	1.3	1.3	1.3	1.3	1.3
165,0°	1.3	1.3	1.3	1.3	1.3	1.3	1.3	1.3	1.3	1.3	1.3	1.3	1.3
167,5°	1.3	1.3	1.3	1.3	1.3	1.3	1.3	1.3	1.3	1.3	1.3	1.3	1.3
170,0°	1.3	1.3	1.3	1.3	1.3	1.3	1.3	1.3	1.3	1.3	1.3	1.3	1.3
172,5°	0.0	0.0	0.0	0.0	0.0	0.0	0.0	0.0	0.0	0.0	0.0	0.0	0.0
175,0°	0.0	0.0	0.0	0.0	0.0	0.0	0.0	0.0	0.0	0.0	0.0	0.0	0.0
177,5°	0.0	0.0	0.0	0.0	0.0	0.0	0.0	0.0	0.0	0.0	0.0	0.0	0.0
180,0°	0.0	0.0	0.0	0.0	0.0	0.0	0.0	0.0	0.0	0.0	0.0	0.0	0.0

Photometric test report

Family DL 11 iQ	Order number 5XA5565EW14HP00022 + 5XA54000XBS	LP number 59424_88
Table of values for luminous intensities		Maximum luminous intensity
		siteco

C-planes	220° 320°	225° 315°	230° 310°	235° 305°	240° 300°	245° 295°	250° 290°	255° 285°	260° 280°	265° 275°	270°	Phi-zone	Total Phi-zone
γ	Luminous intensity in cd/klm											Luminous flux in lm/klm	
115,0°	6.0	5.6	5.3	4.8	4.3	4.0	3.6	3.6	3.3	3.0	3.0	1.9	981.4
117,5°	6.0	5.6	5.3	4.6	4.3	4.0	3.8	3.6	3.3	3.0	3.0	1.8	983.2
120,0°	6.1	5.6	5.3	4.6	4.3	4.0	3.6	3.6	3.3	3.0	3.0	1.8	985.0
122,5°	5.8	5.5	5.0	4.6	4.3	4.0	3.6	3.5	3.3	3.0	3.0	1.7	986.7
125,0°	5.8	5.5	5.0	4.6	4.3	4.0	3.6	3.3	3.3	3.0	3.0	1.6	988.2
127,5°	5.8	5.5	5.0	4.5	4.3	4.0	3.6	3.3	3.1	3.0	3.0	1.5	989.7
130,0°	5.5	5.1	4.8	4.5	4.1	4.0	3.6	3.3	3.3	3.0	3.0	1.4	991.1
132,5°	5.5	5.0	4.6	4.3	4.0	3.6	3.6	3.3	3.1	3.0	3.0	1.3	992.4
135,0°	5.1	4.8	4.5	4.1	4.0	3.6	3.3	3.3	3.1	3.0	3.0	1.2	993.6
137,5°	4.8	4.5	4.3	4.0	3.6	3.6	3.3	3.1	3.0	2.8	2.6	1.1	994.6
140,0°	4.6	4.5	4.1	4.0	3.6	3.3	3.3	3.1	3.0	2.8	2.6	1.0	995.6
142,5°	4.5	4.1	4.0	3.8	3.6	3.3	3.3	3.1	3.0	2.8	2.6	0.9	996.5
145,0°	4.1	4.0	4.0	3.6	3.5	3.3	3.1	3.0	2.8	2.8	2.6	0.8	997.3
147,5°	3.8	3.6	3.6	3.3	3.1	3.0	3.0	2.8	2.6	2.6	2.6	0.7	998.0
150,0°	3.3	3.3	3.0	3.0	2.8	2.6	2.6	2.5	2.3	2.3	2.3	0.6	998.5
152,5°	2.6	2.6	2.6	2.3	2.3	2.3	2.3	2.0	2.0	2.0	2.0	0.4	999.0
155,0°	2.3	2.1	2.0	2.0	2.0	1.8	1.8	1.7	1.7	1.7	1.7	0.3	999.3
157,5°	1.7	1.7	1.7	1.7	1.7	1.7	1.7	1.7	1.7	1.5	1.7	0.2	999.5
160,0°	1.5	1.7	1.7	1.5	1.5	1.3	1.3	1.3	1.3	1.3	1.3	0.2	999.7
162,5°	1.3	1.3	1.5	1.3	1.3	1.3	1.3	1.3	1.3	1.3	1.3	0.1	999.8
165,0°	1.3	1.3	1.3	1.3	1.3	1.3	1.3	1.3	1.3	1.3	1.3	0.1	999.9
167,5°	1.3	1.5	1.7	1.7	1.3	1.3	1.3	1.3	1.3	1.3	1.3	0.1	999.9
170,0°	1.3	1.3	1.3	1.3	1.3	1.3	1.3	1.3	1.3	1.3	1.3	0.1	1000.0
172,5°	0.0	0.0	0.0	0.0	0.0	0.0	0.0	0.0	0.0	0.0	0.0	0.0	1000.0
175,0°	0.0	0.0	0.0	0.0	0.0	0.0	0.0	0.0	0.0	0.0	0.0	0.0	1000.0
177,5°	0.0	0.0	0.0	0.0	0.0	0.0	0.0	0.0	0.0	0.0	0.0	0.0	1000.0
180,0°	0.0	0.0	0.0	0.0	0.0	0.0	0.0	0.0	0.0	0.0	0.0	0.0	1000.0

Photometric test report

Family DL 11 iQ	Order number 5XA5565EW14HP00022 + 5XA54000XBS	LP number 59424_88
---------------------------	---	------------------------------

Dimming levels table	environmental temperature: 25°C	siteco
-----------------------------	---------------------------------	---------------

Luminous flux %	Dimming level linear	Dimming level logarithmic	Luminous flux [lm]	Power consumption [W] start of lifetime	Power consumption [W] end of lifetime	Power consumption [W] average
100	254	254	4780	33.5	36.0	34.8
95	241	252	4535	31.3	33.5	32.4
90	229	250	4310	29.3	31.3	30.3
85	216	248	4065	27.3	29.2	28.2
80	203	246	3820	25.4	27.1	26.2
75	190	243	3576	23.4	25.0	24.2
70	178	241	3350	21.7	23.2	22.4
65	165	238	3105	20.0	21.3	20.6
60	152	235	2860	18.2	19.4	18.8
55	140	232	2635	16.7	17.7	17.2
50	127	229	2390	15.0	16.0	15.5
45	114	225	2145	13.4	14.3	13.8
40	102	221	1920	12.0	12.7	12.4
35	89	216	1675	10.4	11.1	10.8
30	76	210	1430	8.9	9.4	9.2
25	63	203	1186	7.5	7.9	7.7
20	51	195	960	6.2	6.6	6.4
15	38	184	715	4.8	5.0	4.9
11	28	173	527	3.8	3.9	3.8