
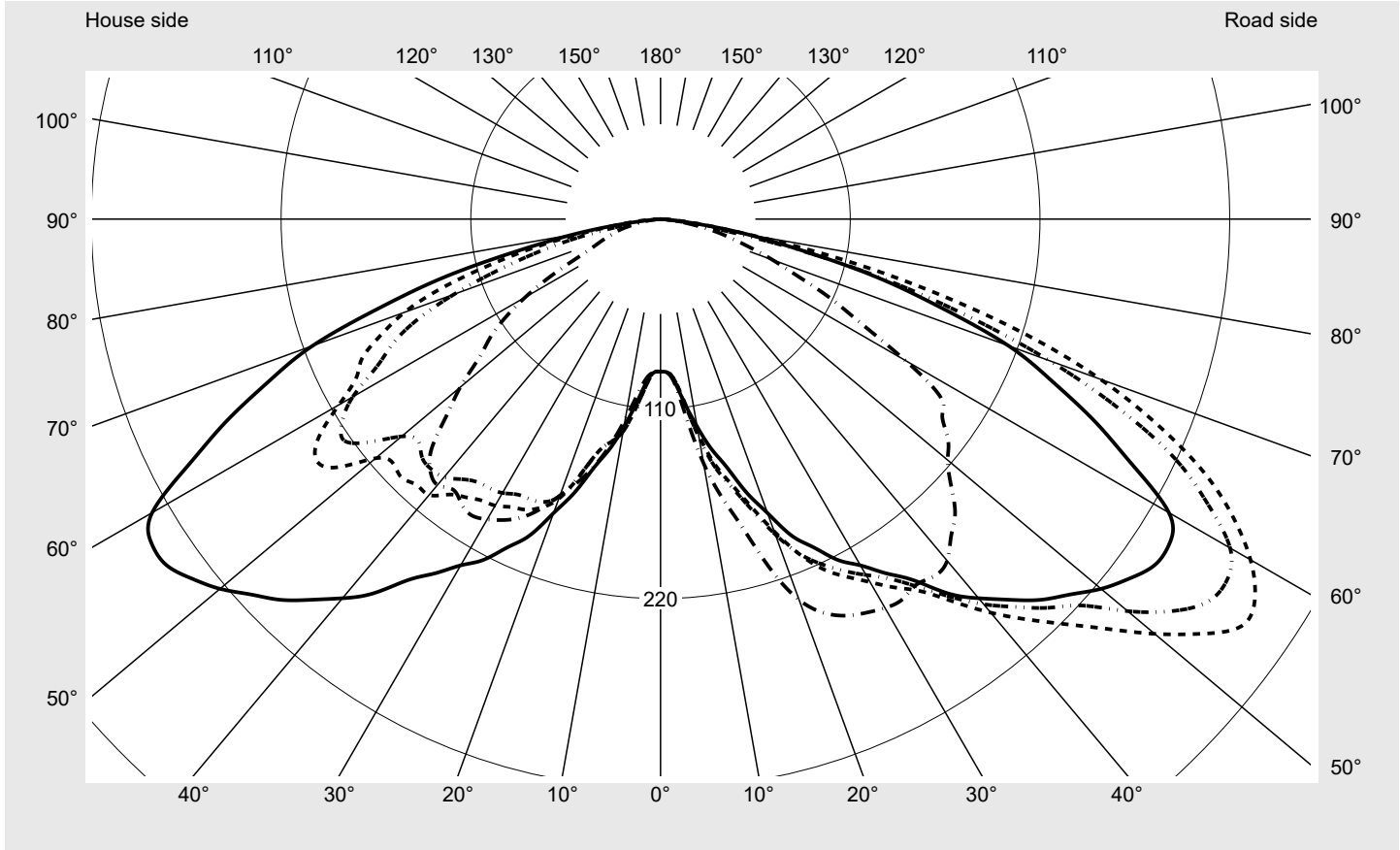


Photometric test report

Family DL® 20 LED	Order number: 5XA51283NA008 EAN: 4058352271766	LP number 59487_32
	Version post-top mounting Optic asymmetric, wide distribution (ST1.2a) Cover toughened safety glass Lamps LED 4000 K CRI ≥ 70 Controlgear ECG Plus Rated values Net luminous flux = 3030 lm Power consumption = 23.2 W Luminous efficacy = 130.6 lm/W	serial documentation 09.01.2024



Luminous intensity in cd/klm C180-0 C205-25 C210-30 C270-90 **Imax: 411 cd/klm**



Luminaire output ratios

Eta	100.0%
Eta 0° - 90°	100.0%
Eta 90° - 180°	0.0%

Luminous intensity class acc. to EN13201-2

Class:	G6
Imax 70°	272.5
Imax 80°	53.2
Imax 90°	0.0
Imax >90°	0.0
Imax >95°	0.0

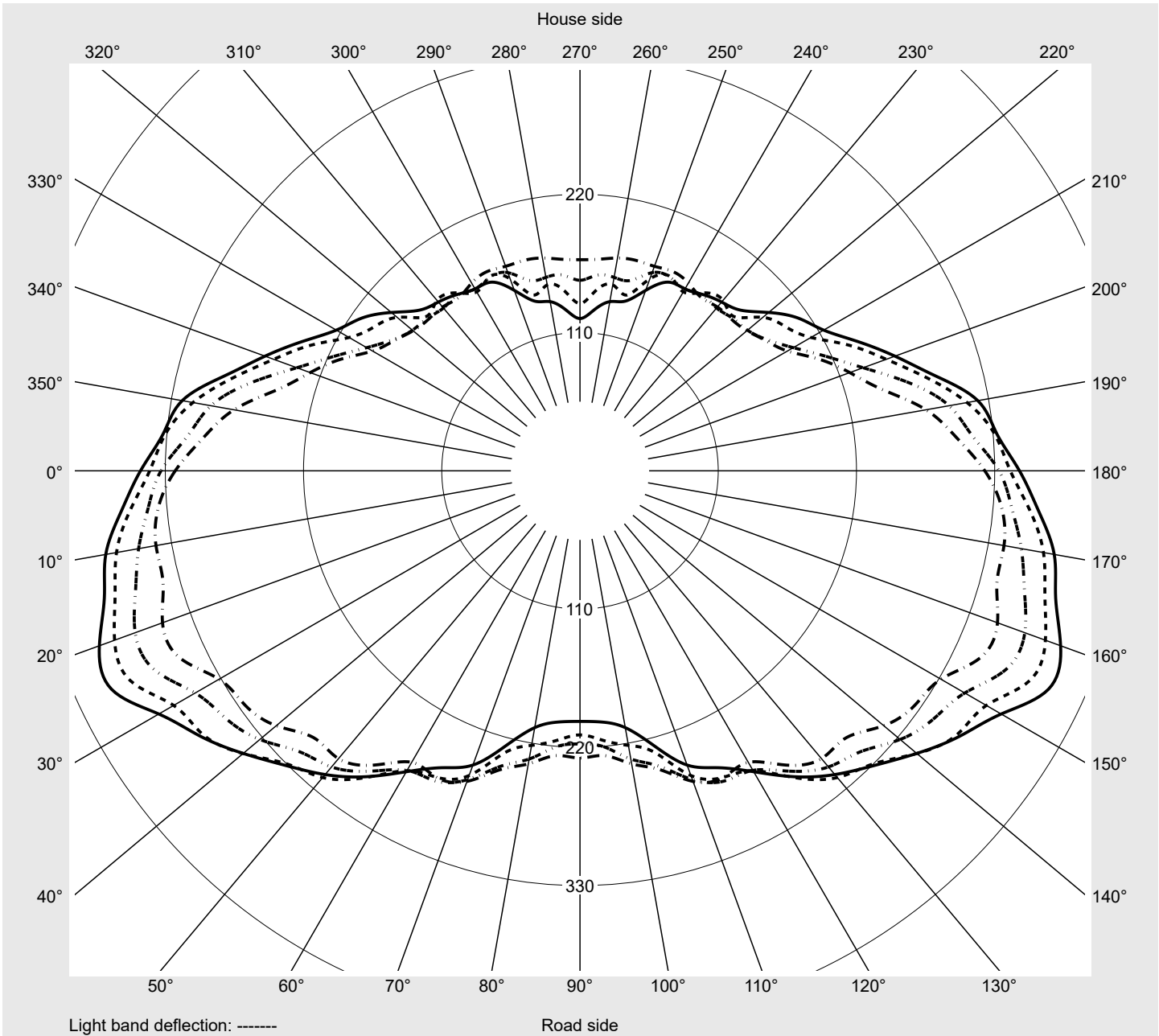
Measurement conditions

DIN EN 13032 and DIN 5032

Photometric test report

Family DL® 20 LED	Order number: 5XA51283NA008 EAN: 4058352271766	LP number 59487_32
------------------------------------	---	-------------------------------------

Envelope curve in cd/klm **KMK 55°** **KMK 52,5°** **KMK 50°** **KMK 47,5°** **siteco**



Photometric test report

Family DL® 20 LED	Order number: 5XA51283NA008 EAN: 4058352271766	LP number 59487_32
Table of values for luminous intensities		Maximum luminous intensity
		siteco

C-planes	0° 180°	5° 175°	10° 170°	15° 165°	20° 160°	25° 155°	30° 150°	35° 145°	40° 140°	45° 135°	50° 130°	55° 125°	60° 120°
γ	Luminous intensity in cd/klm												
0,0°	88.5	88.5	88.5	88.5	88.5	88.5	88.5	88.5	88.5	88.5	88.5	88.5	88.5
2,5°	89.1	88.8	88.7	88.8	88.8	88.8	89.0	89.0	88.9	89.0	89.1	89.2	89.2
5,0°	95.0	95.0	94.4	94.2	94.0	93.8	93.8	93.9	94.0	94.2	94.4	94.7	95.0
7,5°	107.9	107.4	106.9	107.2	107.3	107.3	108.0	108.7	109.4	110.4	111.2	112.2	113.4
10,0°	122.1	122.9	123.4	124.9	125.9	126.9	128.8	129.7	130.6	132.5	133.3	134.4	136.6
12,5°	136.6	137.9	140.2	142.4	143.9	145.6	147.8	148.0	148.8	150.6	150.3	151.3	153.8
15,0°	149.2	151.9	154.9	157.0	157.6	159.3	161.5	161.8	163.4	166.0	166.0	167.2	170.6
17,5°	166.4	168.4	171.4	172.3	172.7	174.8	177.1	179.2	183.1	187.2	189.2	191.7	195.8
20,0°	181.4	185.4	188.4	189.2	190.3	192.7	194.5	196.9	200.8	203.5	206.5	209.8	213.8
22,5°	198.6	202.0	205.4	206.2	208.6	210.1	209.8	210.1	211.3	211.7	215.4	219.4	223.3
25,0°	209.9	214.8	217.9	219.7	223.8	224.1	220.7	219.6	218.7	217.8	221.6	226.1	230.2
27,5°	222.8	227.4	229.3	230.9	235.0	233.7	229.8	228.3	225.1	225.2	228.7	232.4	236.4
30,0°	231.8	237.9	239.9	240.8	243.6	243.0	238.2	235.4	233.0	231.6	236.0	239.0	242.0
32,5°	243.5	250.4	252.6	251.0	253.2	253.3	247.2	244.2	243.2	239.9	241.4	243.5	247.4
35,0°	255.5	265.0	265.7	263.7	263.4	263.4	260.3	256.0	255.8	250.0	249.8	250.7	250.1
37,5°	273.4	285.9	282.5	279.6	280.8	279.7	275.9	272.9	267.3	263.8	261.5	258.5	255.2
40,0°	286.9	301.4	304.8	299.5	300.3	297.8	291.5	288.8	281.6	272.6	267.6	264.3	260.5
42,5°	299.3	315.0	322.9	317.0	321.4	314.8	305.0	301.1	293.2	283.4	277.4	272.3	261.8
45,0°	312.1	322.8	330.4	331.6	333.3	332.1	318.6	307.2	298.2	289.6	283.1	273.2	261.4
47,5°	322.1	336.9	342.6	343.5	353.5	351.7	331.6	325.2	315.5	300.1	299.0	285.8	267.8
50,0°	333.4	345.0	356.7	366.1	376.7	374.0	353.5	343.8	332.6	316.0	307.6	291.8	275.2
52,5°	342.4	359.3	374.5	383.0	394.1	394.9	373.3	366.1	349.9	329.8	318.6	298.0	275.5
55,0°	349.7	366.3	383.2	391.9	407.0	411.3	387.0	368.5	349.8	331.5	315.5	297.1	276.5
57,5°	349.9	363.2	378.2	392.7	410.1	408.7	389.4	364.3	344.6	322.1	301.2	279.9	269.2
60,0°	340.4	354.4	369.2	386.1	402.5	395.0	381.3	354.5	330.9	303.2	275.1	253.3	247.9
62,5°	308.5	331.8	352.4	366.5	381.2	374.3	357.7	326.0	303.9	273.2	249.2	235.2	226.2
65,0°	278.1	300.7	316.7	333.1	343.1	347.8	329.5	296.4	276.9	248.5	224.6	215.0	195.2
67,5°	245.9	260.8	278.7	298.7	308.0	312.3	288.5	263.1	247.3	212.8	192.2	177.8	155.7
70,0°	214.7	218.9	232.0	256.8	272.5	271.5	240.0	222.3	211.1	170.2	150.1	136.7	118.2
72,5°	170.3	180.3	189.5	209.5	223.5	221.7	186.3	173.9	161.8	132.2	115.0	99.9	87.6
75,0°	129.4	136.2	139.7	150.5	162.7	164.5	134.2	124.1	119.8	94.3	76.8	68.9	63.7
77,5°	84.1	91.7	89.7	93.7	104.1	107.1	80.8	75.0	77.3	55.3	46.0	41.3	40.1
80,0°	51.7	51.9	48.0	46.2	49.9	53.2	33.9	36.4	41.0	24.0	23.0	22.8	23.5
82,5°	23.2	23.6	22.2	20.6	22.4	25.5	13.7	16.2	19.6	10.1	10.0	10.6	11.6
85,0°	6.0	6.0	6.0	6.0	7.3	10.7	5.4	7.3	9.1	4.5	4.3	4.4	4.7
87,5°	2.0	2.0	2.0	1.9	1.9	2.4	1.8	1.7	1.7	1.6	1.6	1.5	1.6
90,0°	0.0	0.0	0.0	0.0	0.0	0.0	0.0	0.0	0.0	0.0	0.0	0.0	0.0

Photometric test report

Family DL® 20 LED	Order number: 5XA51283NA008 EAN: 4058352271766	LP number 59487_32
Table of values for luminous intensities		Maximum luminous intensity
		siteco

C-planes	65° 115°	70° 110°	75° 105°	80° 100°	85° 95°	90°	185° 355°	190° 350°	195° 345°	200° 340°	205° 335°	210° 330°	215° 325°
γ	Luminous intensity in cd/klm												
0,0°	88.5	88.5	88.5	88.5	88.5	88.5	88.5	88.5	88.5	88.5	88.5	88.5	88.5
2,5°	89.3	89.3	89.4	89.4	89.3	89.2	88.9	88.9	89.1	89.0	89.1	89.2	89.1
5,0°	95.3	95.5	95.9	96.0	96.0	96.2	95.9	96.3	96.8	97.0	97.1	97.1	97.0
7,5°	114.1	114.8	115.9	116.2	116.5	116.9	108.5	109.1	109.9	110.3	110.7	111.0	111.0
10,0°	137.6	139.1	141.4	141.9	142.8	143.8	122.7	123.4	124.3	124.4	124.8	125.0	124.9
12,5°	154.6	156.8	160.6	161.9	163.9	165.6	135.1	134.1	134.2	133.1	132.3	132.2	132.0
15,0°	171.6	174.9	179.5	181.2	183.7	186.1	147.0	144.2	142.8	141.2	139.7	139.6	139.1
17,5°	197.6	201.3	206.8	208.7	210.9	213.3	163.3	160.1	158.5	157.4	156.2	155.7	154.2
20,0°	217.8	222.9	228.2	230.9	233.2	234.9	180.7	177.8	175.7	174.5	172.5	170.9	168.2
22,5°	229.6	235.6	240.4	244.8	246.9	247.0	195.8	192.5	188.2	185.5	181.1	177.5	174.5
25,0°	237.2	243.2	246.8	252.2	254.6	253.6	208.5	203.2	196.4	192.4	185.8	179.1	176.3
27,5°	243.6	249.3	251.5	257.0	259.0	257.3	219.9	212.2	204.1	197.0	188.2	180.0	177.5
30,0°	248.1	251.6	253.3	258.6	261.3	260.3	229.3	219.8	210.1	200.7	191.8	183.3	179.4
32,5°	250.8	253.5	256.5	260.6	261.5	261.3	238.2	230.6	217.0	205.1	193.4	184.8	178.6
35,0°	251.6	255.3	258.9	260.7	259.9	258.7	248.7	239.2	223.2	209.3	196.9	185.9	180.1
37,5°	255.6	257.3	260.4	261.7	259.4	260.9	260.3	247.0	231.5	217.8	201.3	190.0	182.0
40,0°	262.6	262.4	261.7	260.2	260.1	258.5	274.1	257.4	239.5	223.2	208.8	195.3	186.1
42,5°	267.2	267.0	258.6	253.4	249.5	249.3	283.3	267.7	246.0	225.6	209.2	196.7	189.5
45,0°	266.6	267.0	254.6	243.7	238.6	241.5	295.2	268.4	246.4	227.0	212.1	195.5	185.0
47,5°	269.3	263.0	246.2	236.8	227.5	228.5	301.0	279.6	249.3	228.5	210.0	190.6	180.6
50,0°	272.3	261.4	243.3	232.9	220.5	217.4	313.7	298.2	270.9	239.8	215.7	196.0	181.8
52,5°	269.2	258.0	232.4	221.8	215.4	210.1	331.4	312.8	285.8	259.4	236.4	212.2	199.8
55,0°	260.7	249.2	226.1	207.5	200.7	199.4	333.1	321.4	292.5	266.7	243.6	223.9	211.9
57,5°	248.6	231.5	221.9	193.0	182.3	192.8	324.6	302.6	280.6	258.2	234.8	218.9	207.6
60,0°	233.2	208.6	194.3	174.6	161.0	163.9	308.1	283.8	270.6	239.5	215.3	206.0	191.9
62,5°	211.0	184.4	158.7	148.5	139.5	131.3	289.1	265.4	245.6	221.5	198.8	185.6	171.6
65,0°	183.8	160.4	128.4	126.1	118.6	108.9	260.0	241.7	221.3	205.2	190.9	171.6	151.9
67,5°	150.3	133.3	100.8	100.3	97.5	85.7	232.2	215.5	203.1	187.5	175.4	153.0	133.3
70,0°	112.0	99.3	77.8	78.8	76.7	69.1	203.4	186.8	176.9	170.2	157.9	127.3	116.4
72,5°	80.4	69.5	60.4	59.6	56.6	54.0	160.4	150.2	142.9	139.9	133.0	99.2	93.1
75,0°	56.7	48.6	47.0	44.1	42.0	41.9	116.1	110.2	104.7	106.2	102.0	73.1	64.7
77,5°	37.8	33.1	32.6	33.3	31.8	31.4	79.5	74.8	68.9	74.3	72.9	48.1	41.4
80,0°	22.8	20.7	20.9	21.4	20.8	19.9	47.3	43.9	37.9	40.3	43.4	23.3	22.9
82,5°	12.2	11.3	11.8	11.7	11.3	11.1	22.0	20.4	17.3	18.6	23.9	10.2	11.2
85,0°	4.8	4.8	5.1	5.0	4.9	4.9	6.0	6.3	6.0	7.2	12.1	5.2	4.9
87,5°	1.5	1.5	1.6	1.4	1.4	1.4	2.0	2.0	2.0	1.9	2.7	1.8	1.7
90,0°	0.0	0.0	0.0	0.0	0.0	0.0	0.0	0.0	0.0	0.0	0.0	0.0	0.0

Photometric test report

Family DL® 20 LED	Order number: 5XA51283NA008 EAN: 4058352271766	LP number 59487_32
Table of values for luminous intensities		Maximum luminous intensity
		sITeCO

C-planes	220° 320°	225° 315°	230° 310°	235° 305°	240° 300°	245° 295°	250° 290°	255° 285°	260° 280°	265° 275°	270°	Phi-zone	Total Phi-zone
γ	Luminous intensity in cd/klm											Luminous flux in lm/klm	
0,0°	88.5	88.5	88.5	88.5	88.5	88.5	88.5	88.5	88.5	88.5	88.5	0.1	0.1
2,5°	89.1	89.1	89.1	88.9	88.9	88.8	88.8	88.9	88.7	88.7	89.0	1.1	1.2
5,0°	96.7	96.5	95.9	95.4	94.8	94.1	93.6	93.2	92.5	92.2	92.5	2.3	3.5
7,5°	110.7	110.2	109.5	108.5	107.7	106.2	105.1	104.2	102.8	102.4	102.6	3.9	7.4
10,0°	124.4	124.2	123.3	122.5	122.0	120.4	119.3	119.1	117.7	117.2	117.7	6.1	13.4
12,5°	131.4	132.1	131.9	131.9	132.9	132.4	132.9	133.7	133.0	133.1	133.8	8.4	21.9
15,0°	138.2	139.3	140.1	140.5	142.3	143.0	144.5	146.4	146.4	147.1	148.1	11.0	32.8
17,5°	152.1	152.1	152.8	153.3	154.7	156.0	157.2	158.6	159.5	160.1	160.0	14.2	47.0
20,0°	165.1	163.1	163.5	164.0	164.6	167.1	169.2	170.3	172.0	171.6	170.5	17.7	64.7
22,5°	171.4	168.9	169.5	170.3	171.3	175.5	178.1	178.9	182.7	183.4	181.8	20.9	85.6
25,0°	173.5	170.8	172.7	173.5	174.3	180.2	184.0	185.0	189.9	192.6	190.8	24.0	109.6
27,5°	173.6	172.2	175.8	177.6	177.9	183.4	188.1	190.7	196.1	197.9	196.7	27.0	136.7
30,0°	174.9	173.5	178.6	182.9	182.9	186.9	190.4	194.2	199.7	201.4	201.0	30.0	166.6
32,5°	174.7	173.5	180.8	184.4	185.0	187.3	192.5	198.1	202.7	202.9	203.7	33.0	199.6
35,0°	173.3	174.4	181.5	185.6	186.5	188.3	194.2	199.5	201.8	202.1	201.4	36.0	235.6
37,5°	174.5	176.0	183.3	189.9	190.9	190.1	196.1	202.1	203.2	200.3	197.6	39.4	275.0
40,0°	179.5	179.6	185.1	190.4	191.5	192.3	198.9	202.1	203.8	202.5	201.2	42.9	317.9
42,5°	178.5	177.1	181.1	183.0	188.5	188.5	195.7	195.7	199.8	199.5	197.6	45.8	363.7
45,0°	175.1	173.4	176.1	178.1	178.3	181.1	188.7	188.0	187.8	189.1	187.5	48.1	411.8
47,5°	173.4	170.5	170.1	168.3	172.5	174.9	173.2	173.3	171.9	169.0	168.0	50.4	462.1
50,0°	174.0	171.7	169.1	170.4	167.0	169.8	167.8	156.9	156.3	156.3	151.6	53.4	515.6
52,5°	189.9	173.5	177.1	172.9	164.4	170.3	162.5	144.8	150.2	143.9	133.1	56.9	572.5
55,0°	196.0	180.8	175.3	171.1	167.1	165.6	152.8	139.8	136.7	128.5	121.2	58.9	631.4
57,5°	191.0	175.2	161.9	155.6	160.3	154.5	140.2	129.5	123.3	113.1	107.3	58.7	690.0
60,0°	175.3	161.7	143.8	142.2	148.1	140.1	125.6	115.5	107.1	96.7	90.5	56.5	746.5
62,5°	159.2	137.0	125.3	128.8	123.2	116.5	109.7	100.5	90.2	77.4	72.0	52.5	799.0
65,0°	141.4	119.2	106.0	111.5	96.4	90.6	93.7	78.0	66.1	58.5	53.7	47.7	846.7
67,5°	127.9	100.8	85.8	87.6	72.2	69.7	74.2	59.2	45.9	43.2	42.3	41.9	888.6
70,0°	110.1	75.8	59.5	66.7	46.1	47.3	55.7	42.1	35.2	35.4	35.7	35.2	923.8
72,5°	86.3	58.3	39.8	39.2	30.1	31.4	37.8	30.6	28.7	28.4	29.7	28.0	951.8
75,0°	65.3	44.3	27.1	24.2	23.7	23.4	26.2	25.4	23.9	23.5	24.8	20.7	972.5
77,5°	48.8	32.1	17.4	16.9	18.0	18.3	18.6	19.5	19.5	18.6	18.1	13.9	986.4
80,0°	31.4	16.4	10.7	11.3	12.5	13.5	13.2	13.7	13.9	13.2	12.3	7.8	994.2
82,5°	18.1	7.0	6.3	6.8	7.7	8.0	7.9	8.4	8.7	8.0	7.8	3.8	998.0
85,0°	9.0	3.6	3.4	3.4	3.8	3.8	3.7	3.8	3.9	3.7	3.5	1.5	999.5
87,5°	2.1	1.6	1.6	1.5	1.6	1.4	1.4	1.4	1.3	1.2	1.2	0.5	1000.0
90,0°	0.0	0.0	0.0	0.0	0.0	0.0	0.0	0.0	0.0	0.0	0.0	0.0	1000.0

Photometric test report

Family DL® 20 LED	Order number: 5XA51283NA008 EAN: 4058352271766	LP number 59487_32
-----------------------------	---	------------------------------

Dimming levels table	environmental temperature: 25°C	sITeco
-----------------------------	---------------------------------	---------------

Luminous flux %	Dimming level linear	Luminous flux [lm]	Power consumption [W] start of lifetime	Power consumption [W] end of lifetime	Power consumption [W] average
100	254	3030	23.2	23.7	23.4
95	241	2881	22.0	22.6	22.3
90	228	2730	20.9	21.4	21.2
85	215	2580	19.8	20.3	20.0
80	202	2428	18.7	19.1	18.9
75	189	2276	17.6	18.0	17.8
70	176	2123	16.5	16.9	16.7
65	163	1969	15.4	15.8	15.6
60	150	1815	14.3	14.7	14.5
55	138	1672	13.4	13.7	13.6
50	125	1516	12.4	12.6	12.5
45	112	1360	11.3	11.6	11.4
40	100	1215	10.4	10.6	10.5
35	87	1058	9.4	9.6	9.5
30	75	912	8.4	8.5	8.4
25	62	753	7.3	7.4	7.4
20	51	617	6.5	6.6	6.6