

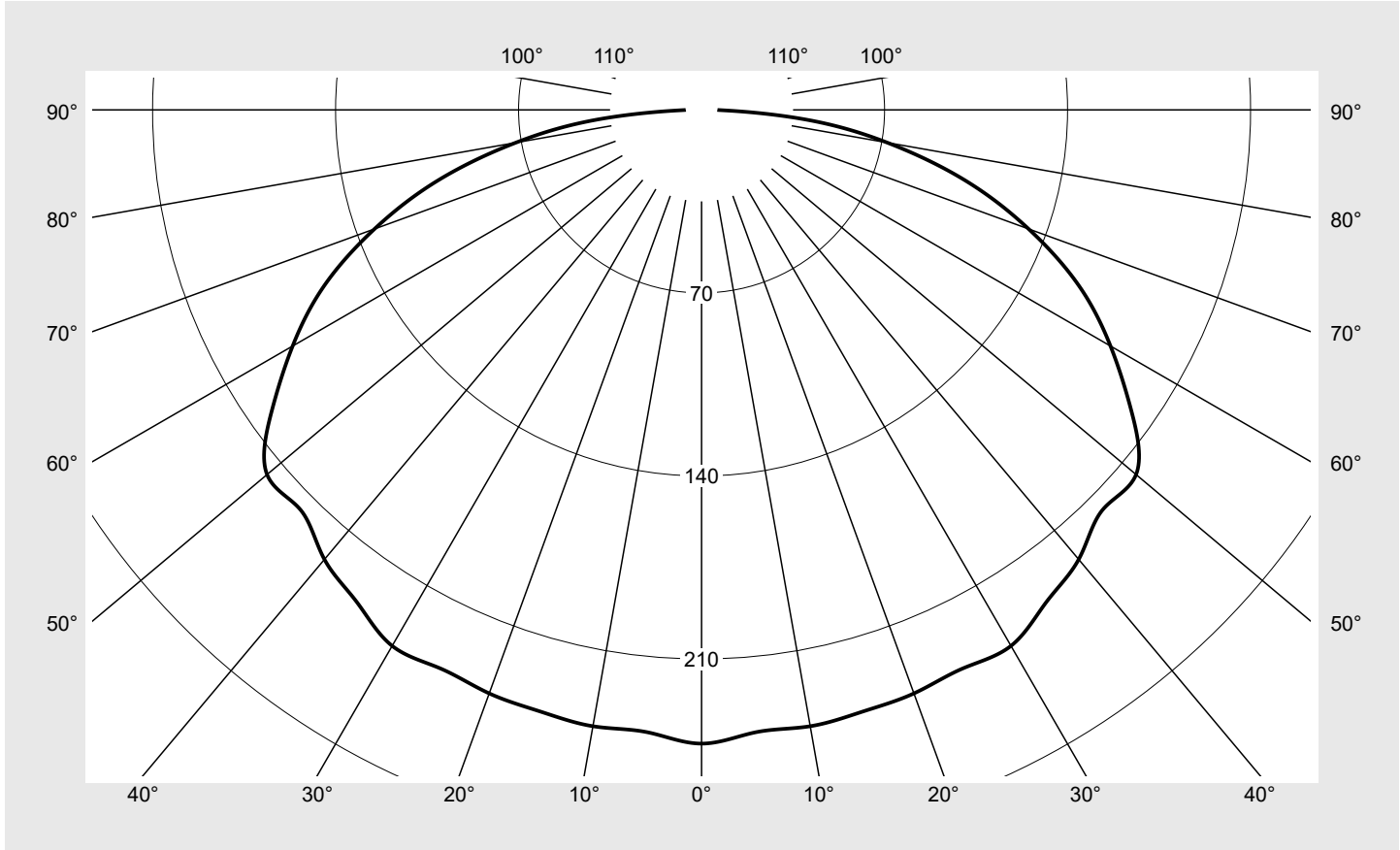


# Photometric test report

<b>Family</b> <b>Silica® 21 Ring</b> 	<b>Order number: 5PJBD3D3104A</b> <b>EAN: 4058352960141</b>	<b>LP number</b> <b>59507_8</b>
	<b>Version</b> suspended luminaire incl. Pendant, black, ring underside luminous, cover opal, polycarbonate, frosted, diffuse beam	<b>Lamps</b> LED 4000 K   CRI ≥ 80
<b>Controlgear</b> ECG-DALI	<b>Rated values</b> Net luminous flux = 8420 lm Power consumption = 94.0 W Luminous efficacy = 89.7 lm/W	

**Luminous intensity in cd/klm** C180-0 **Imax: 242 cd/klm**



Classifications	
DIN 5040	A 3 0
CIE	N1=37 N2=69 N3=92 N4=100 N5=100

Luminaire light output ratios	
$\eta_{LB}$	100.2%
$\phi_u$	99.8%
$\phi_o$	0.2%

**Measurement conditions**  
 DIN EN 13032 and DIN 5032

## Photometric test report

Family <b>Silica® 21 Ring</b>	Order number: <b>5PJBD3D3104A</b> EAN: <b>4058352960141</b>	LP number <b>59507_8</b>
----------------------------------	--	-----------------------------

<b>Table of values for luminous intensities</b>	<b>Maximum luminous intensity</b>	<b>sITeco</b>
---	-----------------------------------	---------------

C-planes	0°	Phi-zone	Total Phi-zone
$\gamma$	Luminous intensity in cd/klm	Luminous flux in lm/klm	
0°	242.4	1.4	1.4
5°	238.9	11.4	12.9
10°	239.4	22.8	35.6
15°	238.2	33.8	69.4
20°	237.5	44.5	114.0
25°	235.8	54.6	168.6
30°	236.7	64.9	233.5
35°	229.9	72.3	305.7
40°	224.4	79.1	384.8
45°	216.7	84.0	468.8
50°	217.0	91.1	559.9
55°	200.7	90.1	650.0
60°	180.6	85.7	735.8
65°	159.3	79.2	814.9
70°	133.1	68.6	883.5
75°	104.5	55.3	938.8
80°	72.1	38.9	977.8
85°	37.7	20.6	998.3
90°	6.0	3.3	1001.7

## Photometric test report

Family <b>Silica® 21 Ring</b>	Order number: <b>5PJBD3D3104A</b> EAN: <b>4058352960141</b>	LP number <b>59507_8</b>
----------------------------------	--	-----------------------------

<b>UGR-Table</b>	<b>Standard room</b>	<b>siteco</b>
------------------	----------------------	---------------

Reflection factor of ceiling	0.7	0.7	0.5	0.5	0.3	0.7	0.7	0.5	0.5	0.3	
Reflection factor of walls	0.5	0.3	0.5	0.3	0.3	0.5	0.3	0.5	0.3	0.3	
Reflection factor of floor	0.2	0.2	0.2	0.2	0.2	0.2	0.2	0.2	0.2	0.2	
Room dimensions	View crosswise (C0)					View endwise (C90)					
x	y										
2H	2H	22.8	24.6	23.2	24.9	25.2	22.8	24.6	23.2	24.9	25.2
	3H	25.0	26.7	25.4	27.0	27.4	25.0	26.7	25.4	27.0	27.4
	4H	26.0	27.6	26.4	27.9	28.3	26.0	27.6	26.4	27.9	28.3
	6H	26.9	28.3	27.3	28.7	29.1	26.9	28.3	27.3	28.7	29.1
	8H	27.3	28.6	27.7	29.0	29.4	27.3	28.6	27.7	29.0	29.4
	12H	27.5	28.8	28.0	29.2	29.6	27.5	28.8	28.0	29.2	29.6
4H	2H	23.8	25.3	24.2	25.7	26.1	23.8	25.3	24.2	25.7	26.1
	3H	26.2	27.5	26.6	27.9	28.3	26.2	27.5	26.6	27.9	28.3
	4H	27.3	28.5	27.7	28.9	29.4	27.3	28.5	27.7	28.9	29.4
	6H	28.3	29.4	28.8	29.8	30.3	28.3	29.4	28.8	29.8	30.3
	8H	28.7	29.7	29.2	30.2	30.6	28.7	29.7	29.2	30.2	30.6
	12H	29.1	30.0	29.5	30.4	30.9	29.1	30.0	29.5	30.4	30.9
8H	4H	27.8	28.8	28.3	29.3	29.7	27.8	28.8	28.3	29.3	29.7
	6H	29.0	29.8	29.5	30.3	30.8	29.0	29.8	29.5	30.3	30.8
	8H	29.5	30.3	30.0	30.7	31.3	29.5	30.3	30.0	30.7	31.3
	12H	30.0	30.6	30.5	31.1	31.6	30.0	30.6	30.5	31.1	31.6
12H	4H	27.9	28.8	28.4	29.3	29.8	27.9	28.8	28.4	29.3	29.8
	6H	29.2	29.9	29.7	30.4	30.9	29.2	29.9	29.7	30.4	30.9
	8H	29.7	30.4	30.2	30.9	31.4	29.7	30.4	30.2	30.9	31.4

<b>Luminance table</b>	<b>Max. for <math>\gamma \geq 65^\circ</math></b>	Photometric dimensions in mm: <b>D = 444</b>	<b>H(C0) = 1</b> <b>H(C90) = 1</b>	<b>H(C180) = 1</b> <b>H(C270) = 1</b>
------------------------	---	--	---------------------------------------	--

<b>C-planes</b>	<b>0°</b>
$\gamma$	<b>Luminance in cd/m<sup>2</sup></b>
45°	16615.8
50°	18294.2
55°	18952.0
60°	19548.1
65°	20378.9
70°	21002.1
75°	21729.2
80°	22229.9
85°	22754.6

**Photometric test report**

<b>Family</b> <b>Silica® 21 Ring</b>	<b>Order number: 5PJBD3D3104A</b> <b>EAN: 4058352960141</b>	<b>LP number</b> <b>59507_8</b>
---	--	------------------------------------

**Luminance values in cd/m<sup>2</sup>**     γ 65°   γ 70°   γ 75°   γ 80°   γ 85°     **siteco**

