

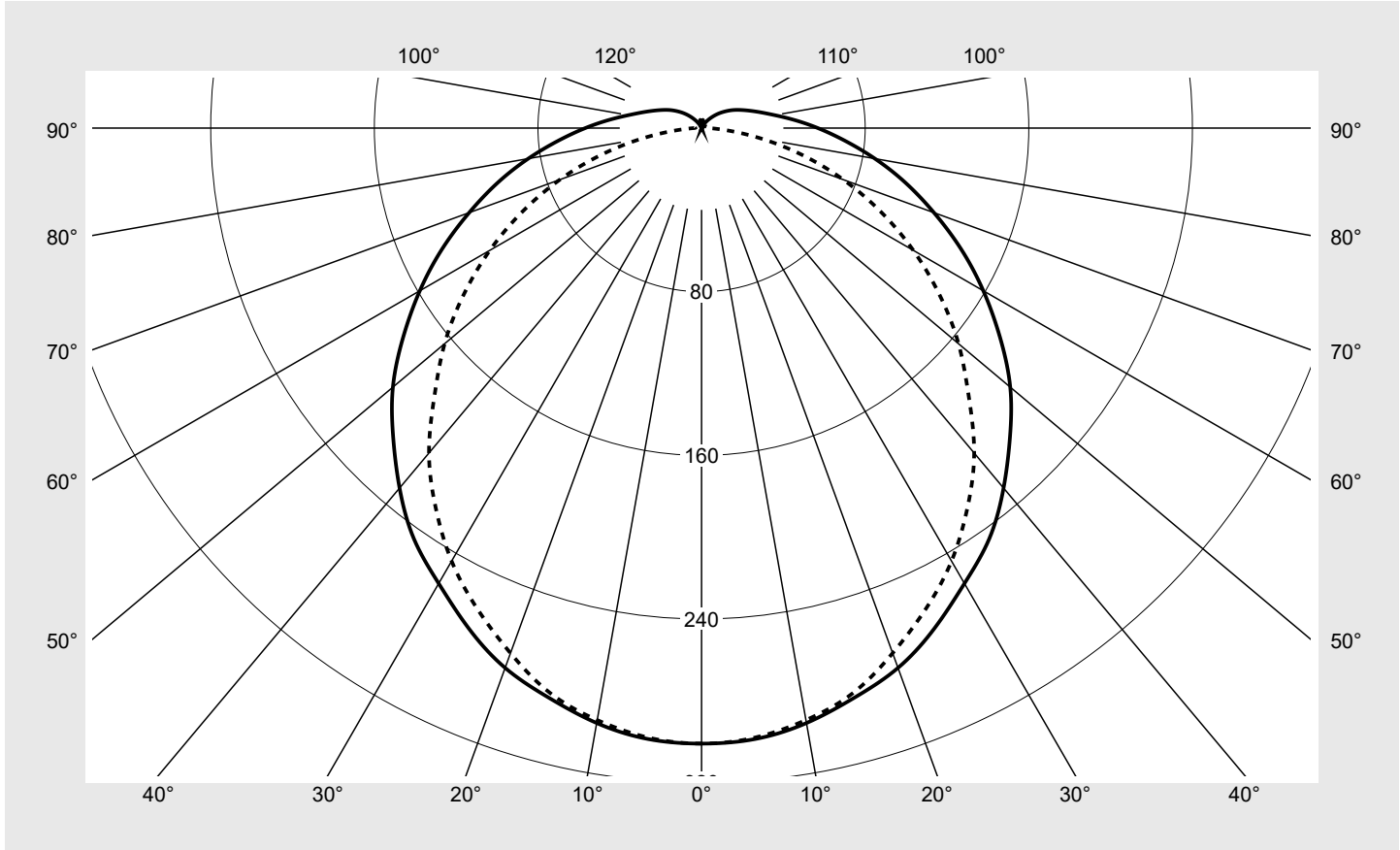


Photometric test report

Family Monsun® Ex	Order number: 51FXB27D420A EAN: 4058352933473	LP number 59498_2
	Version prismatic diffuser, opal, polycarbonate, diffuse beam	serial documentation 06.11.2023
	Lamps LED 4000 K CRI ≥ 80 Controlgear ECG-DALI Rated values Net luminous flux = 2250 lm Power consumption = 14.6 W Luminous efficacy = 154.1 lm/W	
		

Luminous intensity in cd/klm C180-0 C270-90 Imax: 301 cd/klm



Classifications	
DIN 5040	A 3 1
CIE	N1=43 N2=73 N3=91 N4=93 N5=100

Luminaire light output ratios	
η_{LB}	100.0%
ϕ_u	93.0%
ϕ_o	7.0%

Measurement conditions
DIN EN 13032 and DIN 5032

Photometric test report

Family Monsun® Ex	Order number: 51FXB27D420A EAN: 4058352933473	LP number 59498_2
Table of values for luminous intensities		Maximum luminous intensity
		siteco

C-planes γ	0° 180°	15°	30°	45°	60°	75°	90° 270°	Phi-zone	Total Phi-zone
		165° 195° 345°	150° 210° 330°	135° 225° 315°	120° 240° 300°	105° 255° 285°			
Luminous intensity in cd/klm								Luminous flux in lm/klm	
0°	300.9	300.9	300.9	300.9	300.9	300.9	300.9	1.8	1.8
5°	299.8	298.9	299.8	299.4	299.3	299.3	299.1	14.3	16.1
10°	295.4	295.5	295.7	294.7	294.9	294.7	293.9	28.1	44.2
15°	288.4	288.5	288.4	287.2	286.8	286.6	286.0	40.8	85.0
20°	280.8	279.8	278.9	277.6	275.9	275.3	273.2	52.0	137.0
25°	269.7	268.9	267.9	266.0	263.0	261.1	259.4	61.4	198.4
30°	257.1	257.4	254.0	251.9	248.4	245.2	244.4	68.9	267.3
35°	245.2	243.2	240.2	235.1	230.9	227.9	226.6	74.1	341.3
40°	229.7	228.0	223.6	219.0	212.7	208.6	207.4	77.0	418.3
45°	213.3	211.0	207.0	200.7	193.6	188.6	184.6	77.5	495.8
50°	197.0	194.3	189.0	181.2	173.5	167.2	164.0	76.0	571.8
55°	178.1	175.9	170.2	161.5	152.6	145.9	142.0	72.3	644.1
60°	159.1	156.9	150.3	141.6	131.4	123.3	119.5	66.7	710.8
65°	140.0	137.3	130.4	120.8	110.2	101.5	96.6	59.5	770.3
70°	120.9	118.1	110.8	100.1	89.0	78.7	73.7	51.0	821.2
75°	103.2	100.1	92.1	80.5	67.9	57.2	51.1	41.9	863.2
80°	86.1	82.8	74.6	62.5	49.3	37.0	29.7	32.8	895.9
85°	70.2	67.5	59.4	47.5	33.8	20.5	12.2	24.6	920.5
90°	56.9	54.1	46.6	35.5	23.0	10.9	3.7	18.3	938.8
95°	45.5	43.2	36.5	26.9	16.3	7.1	3.3	14.1	952.9
100°	36.3	34.5	29.0	21.0	12.7	5.4	2.9	11.0	963.9
105°	29.8	28.1	23.6	17.3	10.4	4.1	2.6	8.8	972.7
110°	24.9	23.5	19.8	14.5	8.3	3.0	2.3	7.1	979.8
115°	21.0	19.9	16.7	11.9	6.5	2.1	2.0	5.7	985.4
120°	17.6	16.5	13.7	9.5	4.8	1.7	1.8	4.4	989.9
125°	14.3	13.3	10.8	7.2	3.2	1.5	1.6	3.3	993.2
130°	11.2	10.4	8.2	5.1	1.9	1.3	1.3	2.3	995.5
135°	8.3	7.6	5.7	3.1	1.0	1.1	1.2	1.5	997.0
140°	5.6	5.1	3.6	1.6	0.9	1.1	1.1	0.9	997.9
145°	3.5	3.0	1.9	0.9	1.0	1.2	1.2	0.5	998.4
150°	1.6	1.3	0.8	0.8	1.0	1.1	1.1	0.3	998.7
155°	1.0	1.0	0.9	1.0	1.0	1.1	1.1	0.2	999.0
160°	1.3	1.3	1.4	1.4	1.3	1.2	1.2	0.2	999.2
165°	2.6	2.6	2.5	2.4	2.1	1.9	1.8	0.3	999.5
170°	4.0	3.9	3.7	3.4	3.1	2.8	2.7	0.3	999.8
175°	3.2	3.1	3.0	2.9	2.8	2.7	2.6	0.1	1000.0
180°	2.4	2.4	2.4	2.4	2.4	2.4	2.4	0.0	1000.0

Photometric test report

Family Monsun® Ex	Order number: 51FXB27D420A EAN: 4058352933473	LP number 59498_2
-----------------------------	--	-----------------------------

UGR-Table	Standard room	siteco								
-----------	---------------	--------	--	--	--	--	--	--	--	--

Reflection factor of ceiling	0.7	0.7	0.5	0.5	0.3	0.7	0.7	0.5	0.5	0.3	
Reflection factor of walls	0.5	0.3	0.5	0.3	0.3	0.5	0.3	0.5	0.3	0.3	
Reflection factor of floor	0.2	0.2	0.2	0.2	0.2	0.2	0.2	0.2	0.2	0.2	
Room dimensions	View crosswise (C0)					View endwise (C90)					
x	y										
2H	2H	17.7	19.4	18.0	19.7	20.1	17.1	18.8	17.4	19.1	19.4
	3H	19.6	21.2	20.0	21.5	21.9	18.5	20.1	18.9	20.5	20.8
	4H	20.5	22.0	20.9	22.3	22.7	19.1	20.6	19.5	21.0	21.3
	6H	21.4	22.8	21.8	23.1	23.5	19.5	20.9	19.9	21.3	21.7
	8H	21.8	23.1	22.2	23.5	23.9	19.6	21.0	20.0	21.3	21.7
	12H	22.2	23.4	22.6	23.8	24.2	19.7	21.0	20.1	21.3	21.8
4H	2H	18.4	19.9	18.8	20.2	20.6	17.9	19.4	18.3	19.7	20.1
	3H	20.5	21.8	20.9	22.2	22.6	19.6	20.9	20.0	21.2	21.7
	4H	21.5	22.7	22.0	23.1	23.5	20.3	21.4	20.7	21.8	22.3
	6H	22.6	23.6	23.0	24.0	24.5	20.7	21.8	21.2	22.2	22.7
	8H	23.1	24.0	23.5	24.5	24.9	20.9	21.9	21.4	22.3	22.8
	12H	23.6	24.4	24.1	24.9	25.4	21.0	21.9	21.5	22.3	22.8
8H	4H	21.9	22.8	22.3	23.3	23.7	20.8	21.7	21.2	22.2	22.6
	6H	23.1	23.9	23.6	24.4	24.9	21.4	22.2	21.9	22.7	23.2
	8H	23.7	24.5	24.2	24.9	25.4	21.7	22.4	22.1	22.9	23.4
	12H	24.4	25.0	24.9	25.5	26.0	21.8	22.5	22.3	23.0	23.5
12H	4H	21.9	22.8	22.4	23.2	23.7	20.9	21.7	21.4	22.2	22.7
	6H	23.2	23.9	23.7	24.4	24.9	21.6	22.3	22.1	22.8	23.3
	8H	23.9	24.5	24.4	25.0	25.5	21.9	22.6	22.4	23.0	23.6

Luminance table	Max. for $\gamma \geq 65^\circ$	Photometric dimensions in mm:	L = 670 B = 155	H(C0) = 50 H(C90) = 50	H(C180) = 50 H(C270) = 50
-----------------	---------------------------------	-------------------------------	--------------------	---------------------------	------------------------------

C-planes	γ	Luminance in cd/m ²							
		0° 180°	15° 165° 195° 345°	30° 150° 210° 330°	45° 135° 225° 315°	60° 120° 240° 300°	75° 105° 255° 285°	90° 270°	
45°		4941.2	4858.1	4816.3	4801.5	4837.5	5001.3	5264.3	
50°		4796.8	4696.9	4625.0	4574.7	4608.4	4755.2	5076.8	
55°		4605.2	4511.9	4426.2	4354.1	4358.0	4509.5	4847.5	
60°		4422.2	4322.5	4205.0	4126.8	4092.4	4210.1	4586.7	
65°		4243.0	4117.5	3979.8	3866.0	3806.5	3900.8	4269.8	
70°		4061.2	3917.1	3753.1	3577.5	3479.7	3494.2	3876.9	
75°		3920.0	3750.2	3532.3	3291.2	3084.7	3030.0	3348.5	
80°		3794.8	3591.6	3331.2	3009.5	2694.3	2451.6	2607.7	
85°		3724.8	3506.7	3198.6	2806.5	2347.9	1836.7	1636.4	

Photometric test report

Family Monsun® Ex	Order number: 51FXB27D420A EAN: 4058352933473	LP number 59498_2
------------------------------------	--	------------------------------------

Luminance values in cd/m² γ 65° γ 70° γ 75° γ 80° γ 85°

