
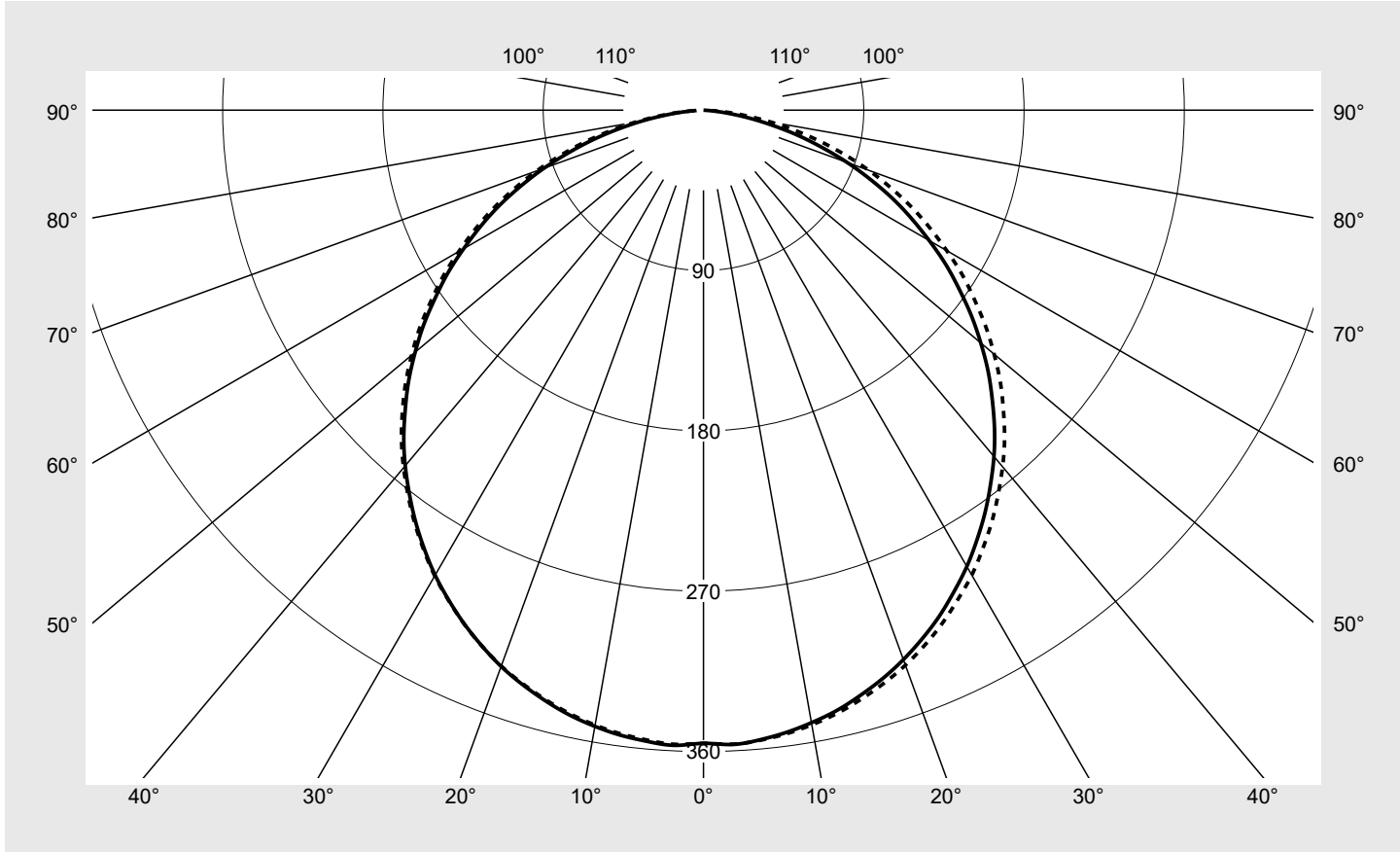


# Photometric test report

<b>Family</b> <b>Silica® 21</b>	<b>Order number: 51MX20DC35SB</b> <b>EAN: 4058352898765</b>	<b>LP number</b> <b>59411_236</b>
	<b>Version</b> surface-mounted luminaire, with homogeneous illumination, cover, opal, direct distribution, extremely wide distribution	<b>serial documentation</b> <b>02.08.2023</b>
	<b>Lamps</b> LED 3000 K   CRI ≥ 80	<b>Controlgear</b> ECG-DALI
<b>Rated values</b>	Net luminous flux = 6000 lm Power consumption = 42.6 W Luminous efficacy = 140.9 lm/W	

**Luminous intensity in cd/klm** C180-0 C270-90 **Imax: 357 cd/klm**



Classifications	
DIN 5040	A 4 0
CIE	N1=48 N2=79 N3=96 N4=100 N5=100

Luminaire light output ratios	
$\eta_{LB}$	100.0%
$\phi_u$	100.0%
$\phi_o$	0.0%

**Measurement conditions**  
 DIN EN 13032 and DIN 5032

## Photometric test report

<b>Family</b> <b>Silica® 21</b>	<b>Order number: 51MX20DC35SB</b> <b>EAN: 4058352898765</b>	<b>LP number</b> <b>59411_236</b>
<b>Table of values for luminous intensities</b>		<b>Maximum luminous intensity</b>
<b>siteco</b>		

C-planes	0,0°	7,5°	15,0°	22,5°	30,0°	37,5°	45,0°	52,5°	60,0°	67,5°	75,0°	82,5°	90,0°	97,5°
$\gamma$	Luminous intensity in cd/klm													
0,0°	355.4	355.4	355.4	355.4	355.4	355.4	355.4	355.4	355.4	355.4	355.4	355.4	355.4	355.4
2,5°	356.4	355.8	356.2	353.4	352.1	352.5	353.4	355.3	355.9	356.2	355.9	356.5	356.3	355.3
5,0°	355.0	354.3	354.7	351.9	350.7	351.1	352.1	354.0	354.7	354.8	354.6	355.3	355.2	354.2
7,5°	352.5	351.9	352.3	349.8	348.5	348.9	349.9	351.8	352.6	352.6	352.7	353.3	353.2	352.1
10,0°	349.1	348.7	349.1	346.5	345.3	345.7	346.8	348.6	349.7	349.5	349.8	350.5	350.3	349.4
12,5°	345.2	344.9	345.2	342.8	341.6	342.0	343.0	344.9	346.1	345.7	346.1	346.8	346.8	345.8
15,0°	340.1	339.9	340.4	337.9	336.8	337.2	338.2	340.0	341.2	341.1	341.4	342.4	342.3	341.4
17,5°	334.5	334.3	334.8	332.6	331.3	331.9	332.9	334.5	336.0	335.8	336.3	337.1	337.2	336.4
20,0°	328.2	328.1	328.8	326.4	325.4	325.6	327.1	328.3	330.1	329.6	330.4	331.1	331.5	330.4
22,5°	321.1	321.1	321.7	319.6	318.6	318.8	320.0	321.5	323.3	322.7	323.5	324.7	324.9	324.0
25,0°	313.4	313.3	314.2	311.9	311.2	311.1	312.6	313.6	315.7	315.2	316.3	317.1	317.6	316.5
27,5°	304.7	305.2	305.7	303.9	302.8	303.1	304.2	305.6	307.3	307.2	308.1	309.4	309.5	308.8
30,0°	295.8	296.4	297.0	295.3	294.5	294.3	295.8	296.8	298.7	298.5	299.5	300.8	301.3	300.4
32,5°	285.9	286.6	287.3	285.9	284.9	284.6	286.1	287.2	288.7	288.9	290.0	291.3	291.9	291.2
35,0°	275.7	276.7	277.2	276.3	275.1	274.8	276.4	277.4	278.8	279.1	280.1	281.7	282.2	281.6
37,5°	264.8	265.6	266.5	265.5	264.6	264.2	265.9	266.7	268.2	268.5	269.5	271.0	271.8	271.2
40,0°	253.7	254.7	255.4	254.7	253.9	253.4	255.1	256.0	257.2	257.7	258.7	260.5	261.3	260.7
42,5°	241.9	242.6	243.6	242.7	242.4	241.5	243.6	244.3	245.6	245.8	247.3	248.9	250.3	249.1
45,0°	229.3	230.7	231.1	230.9	230.3	229.9	231.3	232.4	233.3	234.0	235.1	237.1	238.2	237.5
47,5°	216.7	217.6	218.4	217.9	218.3	217.3	219.1	219.7	221.2	221.1	222.7	224.3	226.1	224.7
50,0°	203.2	204.6	204.8	204.9	205.3	204.6	206.0	206.9	208.2	208.3	209.7	211.6	213.0	211.9
52,5°	189.7	191.2	191.1	191.7	192.2	191.5	192.7	193.9	195.2	195.2	196.5	198.5	199.9	198.9
55,0°	175.3	176.9	176.8	177.5	178.1	177.7	178.9	180.0	181.4	181.4	182.7	184.4	185.9	184.9
57,5°	161.4	162.7	162.8	163.6	164.4	164.3	165.3	166.2	167.8	167.7	169.2	170.7	172.5	171.3
60,0°	146.3	147.5	148.0	148.5	149.8	149.5	150.8	151.6	153.3	153.3	154.9	156.1	157.7	156.6
62,5°	131.7	132.9	133.4	133.6	135.5	135.2	136.7	137.5	139.2	139.3	141.0	142.0	143.4	142.8
65,0°	116.9	117.2	118.6	118.0	120.8	120.2	122.4	122.6	125.1	124.7	126.7	127.0	129.0	127.9
67,5°	101.3	102.1	103.0	102.7	105.1	105.5	107.0	107.8	110.1	110.3	111.8	112.6	113.9	113.5
70,0°	85.9	86.2	87.6	86.9	89.4	90.0	92.0	92.0	94.8	94.9	96.9	97.1	98.8	98.2
72,5°	70.0	70.9	71.6	71.7	73.2	74.4	76.5	77.1	78.8	79.8	81.4	82.3	83.2	83.4
75,0°	55.2	55.6	56.6	56.6	58.1	58.9	61.1	62.0	63.9	64.5	66.2	67.0	68.0	68.2
77,5°	40.2	40.5	41.5	41.5	43.0	43.5	45.6	46.4	48.3	49.1	51.0	51.6	52.7	52.8
80,0°	26.9	27.0	28.0	28.1	29.3	29.8	31.3	32.4	34.0	34.9	36.4	37.1	38.2	38.3
82,5°	14.9	14.9	15.6	15.8	16.7	17.2	18.4	19.2	20.6	21.4	22.8	23.5	24.4	24.5
85,0°	5.9	5.8	6.3	6.5	7.1	7.5	8.3	8.8	9.9	10.5	11.7	12.2	13.0	13.0
87,5°	1.0	0.9	1.1	1.1	1.5	1.6	2.1	2.3	3.0	3.3	4.1	4.4	5.0	4.8

## Photometric test report

<b>Family</b> <b>Silica® 21</b>	<b>Order number: 51MX20DC35SB</b> <b>EAN: 4058352898765</b>	<b>LP number</b> <b>59411_236</b>
<b>Table of values for luminous intensities</b>		<b>Maximum luminous intensity</b>
<b>siteco</b>		

C-planes	105,0°	112,5°	120,0°	127,5°	135,0°	142,5°	150,0°	157,5°	165,0°	172,5°	180,0°	187,5°	195,0°	202,5°
$\gamma$	Luminous intensity in cd/klm													
0,0°	355.4	355.4	355.4	355.4	355.4	355.4	355.4	355.4	355.4	355.4	355.4	355.4	355.4	355.4
2,5°	356.3	356.7	356.4	355.9	355.7	354.4	354.2	354.2	354.9	355.0	356.9	355.8	356.4	353.7
5,0°	355.2	355.4	355.3	355.0	354.6	353.3	353.2	353.1	353.8	354.1	355.8	355.1	355.6	352.8
7,5°	353.2	353.6	353.4	353.0	352.8	351.5	351.4	351.4	352.0	352.3	354.0	353.2	353.7	350.9
10,0°	350.4	350.7	350.6	350.4	350.0	348.7	348.7	348.9	349.3	349.7	351.2	350.5	351.0	348.3
12,5°	346.9	347.3	347.1	346.9	346.6	345.1	345.2	345.4	346.1	346.3	347.7	347.1	347.6	345.0
15,0°	342.5	342.8	342.7	342.4	342.1	340.5	340.7	341.1	341.8	342.0	343.2	342.6	343.2	340.7
17,5°	337.5	337.8	337.6	337.4	337.0	335.6	335.7	336.1	336.8	337.2	338.0	337.7	338.2	335.9
20,0°	331.9	331.7	332.0	331.5	331.2	329.6	330.2	330.1	331.4	331.3	332.3	331.8	332.6	330.0
22,5°	325.3	325.2	325.1	324.8	324.4	323.0	323.4	323.9	324.8	325.0	325.4	325.3	326.0	323.7
25,0°	318.1	317.8	318.0	317.2	317.2	315.7	316.2	316.4	317.6	317.7	318.0	317.9	318.8	316.6
27,5°	310.1	310.1	309.9	309.5	309.1	307.8	307.9	308.6	309.6	310.1	309.9	310.1	310.8	309.0
30,0°	301.7	301.5	301.7	300.9	300.7	299.4	299.6	300.3	301.3	301.6	301.4	301.6	302.3	300.8
32,5°	292.4	292.2	292.2	291.4	291.0	290.0	290.4	290.9	292.0	292.3	291.9	292.4	293.1	291.6
35,0°	282.5	282.7	282.5	281.6	281.3	280.5	280.9	281.3	282.1	282.9	281.9	282.7	283.3	282.3
37,5°	272.3	272.2	272.0	271.1	270.7	270.2	270.8	270.8	271.6	272.4	271.3	272.2	273.0	271.9
40,0°	261.8	261.3	261.4	260.5	259.7	259.7	260.4	260.1	260.8	261.8	260.6	261.7	262.3	261.4
42,5°	250.4	249.5	250.1	248.9	248.5	248.0	249.1	248.5	249.4	250.2	249.1	249.9	250.8	249.8
45,0°	238.0	237.8	237.8	237.0	236.4	236.1	237.0	237.0	237.0	238.6	236.8	238.1	238.5	238.1
47,5°	225.8	225.2	225.7	224.3	224.6	223.8	225.0	224.4	224.6	226.0	224.5	225.4	226.2	225.4
50,0°	212.7	212.5	212.5	211.6	212.0	211.6	212.1	211.7	211.5	213.1	211.3	212.8	212.8	212.8
52,5°	199.4	199.3	199.5	198.8	199.1	198.8	199.1	198.9	198.3	200.1	198.1	199.7	199.3	199.9
55,0°	185.4	185.6	185.7	185.0	185.3	184.9	185.2	185.0	184.2	185.8	183.9	185.7	185.4	186.0
57,5°	171.9	171.9	172.5	171.4	171.9	171.2	171.5	170.9	170.7	171.5	170.2	171.8	171.6	172.3
60,0°	157.5	157.5	158.0	157.0	157.5	156.4	157.0	155.9	156.2	156.0	155.5	156.9	156.9	157.3
62,5°	143.6	143.4	143.9	143.4	143.5	142.5	142.8	141.6	142.0	141.2	141.0	142.4	142.6	142.7
65,0°	129.4	128.5	129.8	128.3	128.9	127.4	128.2	126.0	127.7	125.4	126.3	126.9	128.0	127.1
67,5°	114.6	114.0	114.7	113.5	113.7	112.3	112.4	110.8	112.5	110.2	110.7	111.7	112.5	111.9
70,0°	99.8	98.7	99.5	97.9	98.4	96.7	96.9	95.2	97.3	94.4	95.3	96.0	97.0	96.1
72,5°	84.2	83.6	83.7	82.7	82.4	81.1	80.8	80.2	81.1	79.1	79.4	80.5	81.0	80.9
75,0°	69.0	68.1	68.5	67.2	66.9	65.7	65.5	65.1	65.3	63.8	64.3	65.0	65.8	65.5
77,5°	53.4	52.6	52.6	51.3	51.1	50.0	50.2	49.9	49.4	48.4	49.0	49.4	50.2	50.0
80,0°	38.6	38.0	37.8	36.9	36.8	35.9	36.1	35.3	35.1	34.5	34.9	35.1	36.0	35.9
82,5°	24.7	24.2	24.2	23.3	23.2	22.7	22.6	21.9	21.9	21.4	21.8	21.9	22.4	22.5
85,0°	13.2	12.6	12.6	12.1	12.2	11.6	11.6	11.1	11.2	10.9	11.2	11.1	11.6	11.6
87,5°	5.1	4.7	4.8	4.4	4.5	4.1	4.2	3.8	4.0	3.7	3.9	3.7	4.1	4.0

## Photometric test report

<b>Family</b> <b>Silica® 21</b>	<b>Order number: 51MX20DC35SB</b> <b>EAN: 4058352898765</b>	<b>LP number</b> <b>59411_236</b>
<b>Table of values for luminous intensities</b>		<b>Maximum luminous intensity</b>
		<b>siteco</b>

C-planes	210,0°	217,5°	225,0°	232,5°	240,0°	247,5°	255,0°	262,5°	270,0°	277,5°	285,0°	292,5°	300,0°	307,5°
γ	Luminous intensity in cd/klm													
0,0°	355.4	355.4	355.4	355.4	355.4	355.4	355.4	355.4	355.4	355.4	355.4	355.4	355.4	355.4
2,5°	352.3	352.8	353.8	355.7	356.1	356.3	356.1	356.5	356.3	355.3	356.0	356.3	356.1	355.6
5,0°	351.4	351.8	352.8	354.5	355.1	355.2	355.1	355.6	355.1	354.0	354.7	355.1	354.7	354.2
7,5°	349.5	350.0	351.0	352.7	353.4	353.3	353.1	353.7	353.2	352.0	352.8	353.0	352.6	352.1
10,0°	347.1	347.4	348.5	350.0	350.7	350.5	350.4	350.8	350.5	349.3	349.9	350.1	349.6	349.1
12,5°	343.8	344.0	345.0	346.5	347.3	346.9	346.9	347.4	346.9	345.7	346.6	346.6	346.0	345.5
15,0°	339.4	339.7	340.6	342.0	342.9	342.5	342.5	343.1	342.6	341.2	342.0	341.9	341.3	340.7
17,5°	334.5	334.9	335.7	337.1	338.0	337.5	337.5	338.1	337.6	336.2	337.0	336.8	336.0	335.5
20,0°	329.0	329.0	330.2	331.0	332.4	331.5	331.9	332.2	332.1	330.4	331.2	330.7	330.2	329.2
22,5°	322.4	322.6	323.4	324.5	325.6	325.1	325.3	325.9	325.4	323.8	324.6	324.0	323.4	322.5
25,0°	315.4	315.2	316.3	317.0	318.4	317.6	318.1	318.6	318.2	316.5	317.4	316.4	316.1	314.8
27,5°	307.6	307.6	308.2	309.2	310.4	309.8	310.0	310.7	310.1	308.6	309.2	308.5	307.7	306.6
30,0°	299.5	299.2	300.1	300.7	301.9	301.3	301.6	302.2	301.9	300.2	300.9	299.9	299.6	297.9
32,5°	290.2	289.8	290.7	291.3	292.4	291.8	292.2	292.9	292.5	291.0	291.3	290.5	289.8	288.3
35,0°	280.7	280.3	281.4	281.8	282.5	282.3	282.5	283.2	282.8	281.5	281.5	281.0	279.9	278.4
37,5°	270.6	269.8	271.0	271.4	272.1	271.7	272.1	272.6	272.5	270.9	271.2	270.3	269.2	267.6
40,0°	260.2	259.2	260.5	260.7	261.4	261.1	261.4	262.0	262.0	260.4	260.5	259.4	258.4	256.7
42,5°	249.0	247.7	249.3	249.1	249.8	249.3	250.1	250.6	251.0	248.8	249.3	247.3	247.0	244.8
45,0°	237.0	236.2	237.1	237.7	237.8	237.7	237.8	239.1	239.1	237.3	236.8	235.6	234.8	232.9
47,5°	225.4	223.9	225.2	225.1	225.8	225.0	225.7	226.3	226.9	224.5	224.5	222.9	222.4	220.1
50,0°	212.8	211.6	212.3	212.4	212.9	212.2	212.6	213.6	213.9	211.7	211.3	210.0	209.3	207.3
52,5°	199.9	198.6	199.2	199.7	200.0	199.1	199.7	200.5	200.9	198.6	198.0	197.0	196.1	194.3
55,0°	186.1	185.0	185.5	185.9	186.4	185.4	185.7	186.5	186.8	184.5	183.9	183.0	182.1	180.4
57,5°	172.5	171.8	172.2	172.2	172.9	171.9	172.4	172.7	173.2	170.9	170.5	169.3	168.7	166.8
60,0°	158.1	157.2	157.9	157.7	158.4	157.5	158.2	158.2	158.6	156.4	155.9	154.8	154.2	152.2
62,5°	144.0	143.0	143.9	143.7	144.4	143.7	144.3	144.2	144.3	142.3	142.1	140.8	140.0	138.4
65,0°	129.5	128.1	129.6	129.0	130.5	128.9	130.0	129.1	129.9	127.5	127.8	125.7	125.8	123.2
67,5°	113.9	113.6	114.3	114.2	115.4	114.6	115.2	114.6	114.7	113.0	113.0	111.2	110.7	108.4
70,0°	98.1	98.1	99.2	98.6	100.2	99.2	100.2	99.3	99.6	97.8	98.1	95.7	95.5	92.7
72,5°	81.9	82.6	83.8	83.6	84.2	84.2	84.6	84.4	83.9	82.9	82.5	80.6	79.5	77.4
75,0°	66.5	66.9	68.4	68.5	69.2	68.9	69.5	69.1	68.8	67.7	67.3	65.3	64.5	62.0
77,5°	51.0	51.0	52.5	52.6	53.6	53.3	54.1	53.5	53.4	52.3	51.7	49.7	48.6	46.3
80,0°	36.7	36.8	37.7	38.1	38.9	38.8	39.4	39.0	38.9	37.8	37.1	35.2	34.0	32.2
82,5°	23.1	23.2	23.9	24.1	25.0	24.9	25.3	25.0	24.9	24.1	23.3	21.8	20.8	19.3
85,0°	12.1	12.1	12.7	12.7	13.2	13.2	13.7	13.5	13.5	12.6	12.0	10.7	10.0	9.0
87,5°	4.4	4.3	4.8	4.7	5.2	4.9	5.4	5.2	5.3	4.6	4.3	3.5	3.2	2.5

## Photometric test report

<b>Family</b> <b>Silica® 21</b>	<b>Order number: 51MX20DC35SB</b> <b>EAN: 4058352898765</b>	<b>LP number</b> <b>59411_236</b>
------------------------------------	--	--------------------------------------

**sITeco**

<b>Table of values for luminous intensities</b>	<b>Maximum luminous intensity</b>
---	-----------------------------------

C-planes	315,0°	322,5°	330,0°	337,5°	345,0°	352,5°	Phi-zone	Total Phi-zone
$\gamma$	Luminous intensity in cd/klm						Luminous flux in lm/klm	
0,0°	355.4	355.4	355.4	355.4	355.4	355.4	0.5	0.5
2,5°	355.3	353.9	353.8	353.7	354.3	354.5	4.2	4.8
5,0°	353.9	352.3	352.1	352.3	352.8	353.2	8.5	13.2
7,5°	351.7	350.2	350.0	350.1	350.6	350.8	12.6	25.8
10,0°	348.7	346.8	346.9	347.0	347.6	347.6	16.6	42.4
12,5°	344.9	343.0	343.1	343.1	343.7	343.8	20.5	62.9
15,0°	340.1	338.2	338.2	338.4	338.9	338.9	24.2	87.1
17,5°	334.7	332.9	332.7	332.9	333.6	333.7	27.7	114.8
20,0°	328.7	326.6	326.8	326.7	327.6	327.4	30.9	145.7
22,5°	321.5	319.8	319.8	319.9	320.6	320.6	33.9	179.6
25,0°	314.1	312.1	312.1	312.1	313.1	312.9	36.6	216.2
27,5°	305.7	303.8	303.7	304.1	304.7	304.8	38.9	255.2
30,0°	297.0	295.1	295.1	295.3	296.1	296.1	41.0	296.2
32,5°	287.3	285.6	285.5	285.6	286.4	286.5	42.7	338.9
35,0°	277.2	275.8	275.7	275.7	276.3	276.7	44.0	382.9
37,5°	266.4	265.3	265.3	264.9	265.5	265.7	45.0	427.8
40,0°	255.3	254.5	254.6	254.1	254.3	254.9	45.6	473.4
42,5°	243.9	242.7	243.3	242.0	242.6	242.9	45.8	519.2
45,0°	231.6	230.8	230.8	230.1	230.0	231.1	45.6	564.8
47,5°	219.6	218.0	218.6	217.3	217.3	218.1	45.0	609.8
50,0°	206.8	205.5	205.4	204.3	203.7	205.1	44.1	653.8
52,5°	193.7	192.6	192.2	191.3	190.2	191.5	42.8	696.6
55,0°	179.8	178.5	178.1	177.3	176.0	177.1	41.0	737.6
57,5°	166.2	164.6	164.3	163.0	162.1	162.6	39.1	776.7
60,0°	151.6	149.8	149.4	147.8	147.5	147.0	36.6	813.3
62,5°	137.4	135.7	135.0	133.2	133.1	132.0	34.1	847.4
65,0°	122.7	120.4	120.4	117.5	118.6	116.0	31.1	878.5
67,5°	107.5	105.3	104.6	102.2	103.3	100.8	27.9	906.5
70,0°	92.1	89.6	89.0	86.5	88.0	85.0	24.4	930.9
72,5°	76.1	74.0	72.9	71.6	72.1	69.9	20.7	951.6
75,0°	60.8	58.7	57.7	56.7	56.5	54.8	17.0	968.6
77,5°	45.2	43.4	42.8	41.9	41.1	39.9	13.0	981.6
80,0°	31.2	29.8	29.3	28.2	27.6	26.7	9.3	990.9
82,5°	18.4	17.3	16.8	15.7	15.4	14.8	5.8	996.7
85,0°	8.5	7.5	7.1	6.5	6.3	5.8	2.9	999.5
87,5°	2.2	1.7	1.5	1.1	1.1	0.9	0.9	1000.5

## Photometric test report

<b>Family</b> Silica® 21	<b>Order number: 51MX20DC35SB</b> <b>EAN: 4058352898765</b>	<b>LP number</b> 59411_236
-----------------------------	--	-------------------------------

UGR-Table		Standard room									
Reflection factor of ceiling	0.7	0.7	0.5	0.5	0.3	0.7	0.7	0.5	0.5	0.3	
Reflection factor of walls	0.5	0.3	0.5	0.3	0.3	0.5	0.3	0.5	0.3	0.3	
Reflection factor of floor	0.2	0.2	0.2	0.2	0.2	0.2	0.2	0.2	0.2	0.2	
Room dimensions		View crosswise (C0)					View endwise (C90)				
x	y										
2H	2H	21.0	22.7	21.4	23.0	23.3	21.3	23.0	21.7	23.3	23.6
	3H	22.5	24.0	22.9	24.3	24.7	23.0	24.5	23.3	24.8	25.2
	4H	23.0	24.4	23.4	24.8	25.1	23.6	25.0	24.0	25.4	25.7
	6H	23.3	24.6	23.7	25.0	25.4	24.0	25.4	24.5	25.7	26.1
	8H	23.3	24.6	23.8	25.0	25.4	24.2	25.4	24.6	25.8	26.2
	12H	23.4	24.6	23.8	24.9	25.4	24.3	25.4	24.7	25.8	26.2
4H	2H	21.8	23.2	22.2	23.6	23.9	22.1	23.5	22.4	23.8	24.2
	3H	23.4	24.6	23.8	25.0	25.4	23.9	25.1	24.3	25.5	25.9
	4H	24.0	25.1	24.5	25.5	26.0	24.6	25.7	25.1	26.1	26.6
	6H	24.4	25.4	24.9	25.8	26.2	25.2	26.1	25.6	26.6	27.0
	8H	24.5	25.4	25.0	25.8	26.3	25.3	26.2	25.8	26.7	27.1
	12H	24.5	25.3	25.0	25.8	26.2	25.5	26.2	25.9	26.7	27.2
8H	4H	24.4	25.2	24.8	25.7	26.1	24.9	25.8	25.4	26.2	26.7
	6H	24.8	25.5	25.3	26.0	26.5	25.6	26.3	26.1	26.8	27.3
	8H	24.9	25.6	25.4	26.0	26.5	25.8	26.4	26.3	26.9	27.4
	12H	25.0	25.5	25.5	26.0	26.5	25.9	26.5	26.4	26.9	27.5
12H	4H	24.4	25.2	24.9	25.6	26.1	25.0	25.7	25.4	26.2	26.7
	6H	24.9	25.5	25.4	26.0	26.5	25.6	26.2	26.1	26.7	27.2
	8H	25.0	25.5	25.5	26.0	26.6	25.9	26.4	26.4	26.9	27.4

C-planes	0,0°	30,0°	60,0°	90,0°	120,0°	150,0°	180,0°	210,0°	240,0°	270,0°	300,0°	330,0°	Photometric dimensions in mm:	
													L = 3000	B = 50
Luminance table													Max. for $\gamma \geq 65^\circ$	
Luminance in cd/m <sup>2</sup>														
45,0°	12970.0	13026.0	13199.8	13473.7	13450.1	13408.9	13394.1	13408.9	13450.1	13523.7	13282.2	13058.4		
50,0°	12648.0	12777.6	12959.0	13257.1	13224.6	13198.8	13150.2	13244.1	13250.6	13312.1	13023.8	12784.1		
55,0°	12228.1	12420.6	12649.3	12965.2	12947.0	12918.0	12827.2	12976.1	12997.8	13026.9	12700.1	12416.9		
60,0°	11707.7	11982.6	12261.6	12619.8	12640.6	12557.3	12436.6	12644.8	12673.9	12690.6	12336.6	11949.2		
65,0°	11067.3	11436.9	11840.9	12210.5	12284.4	12136.5	11954.2	12254.8	12353.4	12294.2	11909.8	11397.4		
70,0°	10040.3	10454.4	11087.7	11556.4	11641.7	11337.2	11148.5	11477.3	11720.8	11653.8	11166.7	10411.8		
75,0°	8536.9	8979.4	9872.5	10508.2	10580.5	10130.0	9944.9	10282.9	10701.2	10636.9	9961.1	8923.1		
80,0°	6200.1	6739.8	7831.0	8802.4	8718.5	8322.8	8046.8	8442.8	8970.3	8958.3	7843.0	6751.8		
85,0°	2723.9	3273.2	4539.9	5949.3	5782.3	5328.4	5137.0	5543.2	6069.1	6188.5	4611.5	3273.2		

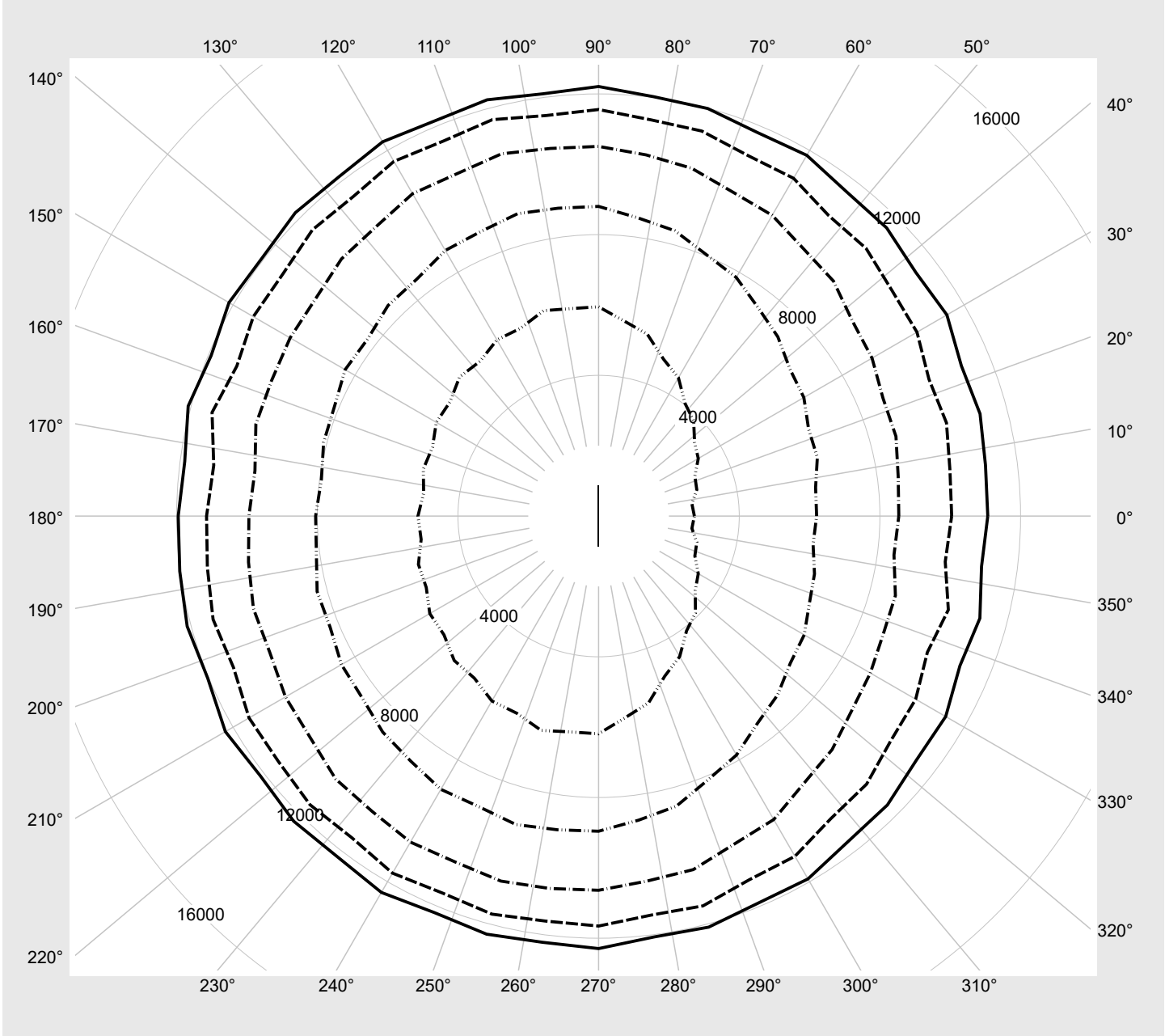
**Photometric test report**

<b>Family</b> <b>Silica® 21</b>	<b>Order number: 51MX20DC35SB</b> <b>EAN: 4058352898765</b>	<b>LP number</b> <b>59411_236</b>
------------------------------------	--	--------------------------------------

**Luminance values in cd/m<sup>2</sup>**

$\gamma$ 65°	$\gamma$ 70°	$\gamma$ 75°	$\gamma$ 80°	$\gamma$ 85°
--------------	--------------	--------------	--------------	--------------

**serial**



## Photometric test report

<b>Family</b> Silica® 21	<b>Order number: 51MX20DC35SB</b> <b>EAN: 4058352898765</b>	<b>LP number</b> 59411_236
-----------------------------	--	-------------------------------

<b>Dimming levels table</b>	environmental temperature: 25°C	<b>sITeco</b>
-----------------------------	---------------------------------	---------------

Luminous flux %	Dimming level linear	Dimming level logarithmic	Luminous flux [lm]	Power consumption [W]
100	254	254	6000	42.6
95	241	252	5703	40.6
90	228	250	5404	38.6
85	215	248	5103	36.5
80	202	246	4802	34.5
75	189	243	4500	32.3
70	176	241	4197	30.2
65	163	238	3892	28.2
60	151	235	3610	26.3
55	138	232	3303	24.3
50	125	228	2995	22.3
45	113	224	2710	20.4
40	100	220	2401	18.5
35	87	215	2090	16.5
30	75	209	1801	14.6
25	63	203	1510	12.7
20	50	194	1196	10.8
15	38	184	906	9.0
10	25	169	590	6.9
5	13	145	298	5.0
3	8	127	176	4.2