

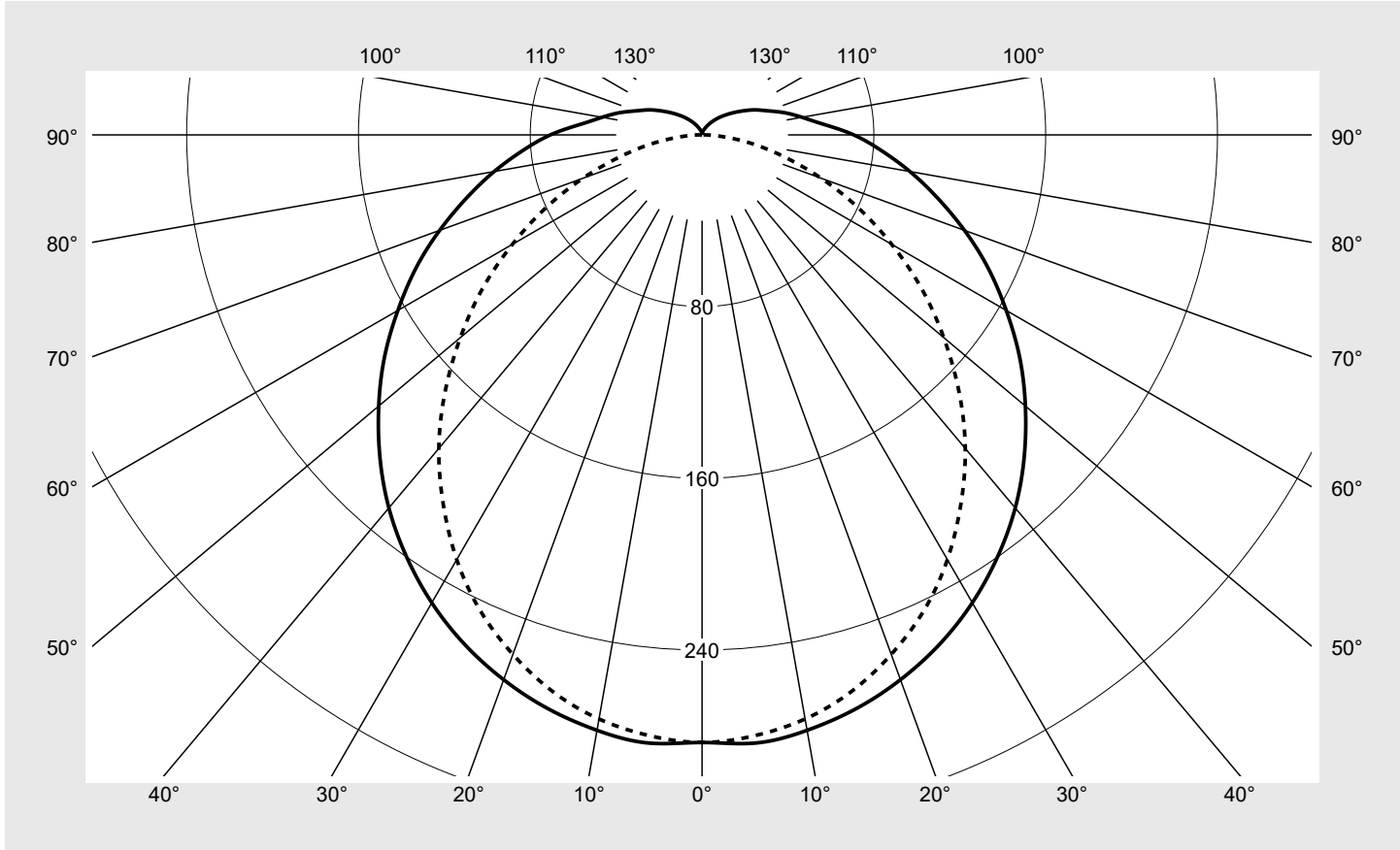


# Photometric test report

<b>Family</b> <b>Monsun® 31 tube</b>	<b>Order number: 51FT10MN4A0ATR1</b> <b>EAN: 4058352742136</b>	<b>LP number</b> <b>59362_3</b>
	<b>Version</b> tubular luminaire, diffuser, opal, PMMA, diffuse beam <b>Lamps</b> LED 4000 K   CRI ≥ 80 <b>Controlgear</b> ECG Multilumen <b>Rated values</b> Net luminous flux = 10000 lm Power consumption = 58.0 W Luminous efficacy = 172.4 lm/W	<b>serial documentation</b> <b>01.03.2023</b>
		

**Luminous intensity in cd/klm** C180-0 C270-90 **Imax: 284 cd/klm**



Classifications	
DIN 5040	A 3 1
CIE	N1=42 N2=71 N3=90 N4=91 N5=100

Luminaire light output ratios	
$\eta_{LB}$	100.0%
$\phi_u$	91.0%
$\phi_o$	9.0%

**Measurement conditions**  
DIN EN 13032 and DIN 5032

## Photometric test report

<b>Family</b> <b>Monsun® 31 tube</b>	<b>Order number: 51FT10MN4A0ATR1</b> <b>EAN: 4058352742136</b>	<b>LP number</b> <b>59362_3</b>
<b>Table of values for luminous intensities</b>		<b>Maximum luminous intensity</b>
		<b>siteco</b>

C-planes $\gamma$	0° 180°	15°	30°	45°	60°	75°	90° 270°	Phi-zone	Total Phi-zone
		165° 195° 345°	150° 210° 330°	135° 225° 315°	120° 240° 300°	105° 255° 285°			
Luminous intensity in cd/klm								Luminous flux in lm/klm	
0°	283.1	283.1	283.1	283.1	283.1	283.1	283.1	1.7	1.7
5°	284.4	282.4	282.0	281.5	281.4	281.2	281.0	13.5	15.2
10°	281.7	279.5	278.8	277.9	277.3	276.7	276.3	26.5	41.6
15°	276.8	274.8	273.4	271.9	270.3	269.3	268.5	38.6	80.2
20°	270.1	267.8	266.0	263.2	260.7	258.6	257.6	49.4	129.6
25°	261.8	259.4	256.8	252.8	248.9	245.7	244.5	58.6	188.2
30°	251.7	249.2	245.4	240.4	234.6	230.6	228.5	65.8	254.0
35°	239.9	237.0	232.4	225.5	218.4	212.4	210.1	70.8	324.7
40°	226.9	223.6	218.2	209.8	201.0	193.5	190.7	73.7	398.4
45°	212.2	209.2	202.4	193.1	182.1	173.4	169.2	74.3	472.8
50°	196.5	193.0	185.8	174.7	162.2	151.5	146.9	72.7	545.5
55°	180.5	176.8	168.9	156.6	142.6	130.0	124.8	69.4	614.9
60°	163.6	160.4	151.7	138.5	122.6	108.8	102.0	64.5	679.4
65°	147.0	143.0	134.8	120.2	103.8	87.3	80.1	58.2	737.5
70°	130.0	126.6	118.0	103.4	85.5	67.5	59.0	51.1	788.7
75°	113.5	110.8	101.7	87.6	68.6	49.6	39.8	43.7	832.3
80°	98.3	95.1	87.0	72.3	53.7	32.9	23.9	36.2	868.5
85°	83.8	81.1	73.2	59.3	41.8	21.7	10.1	29.5	898.0
90°	70.6	68.5	60.9	47.9	30.7	13.1	2.1	23.5	921.5
95°	56.8	53.3	46.4	33.9	23.1	7.7	0.8	17.6	939.1
100°	47.2	43.9	37.1	27.2	15.1	4.4	0.8	13.7	952.8
105°	39.9	37.4	31.8	22.6	11.9	3.5	0.8	11.3	964.0
110°	32.8	31.3	26.2	18.2	9.3	2.8	0.9	9.0	973.0
115°	27.6	25.8	21.3	14.5	7.2	2.3	0.9	7.1	980.1
120°	22.5	21.0	17.2	11.3	5.7	2.0	0.9	5.5	985.5
125°	18.2	16.9	13.7	8.8	4.6	1.8	1.0	4.1	989.7
130°	14.5	13.6	10.6	7.0	3.8	1.6	1.0	3.1	992.8
135°	11.6	10.8	8.2	5.6	3.1	1.5	1.0	2.3	995.1
140°	9.0	8.3	6.3	4.4	2.6	1.5	1.1	1.7	996.7
145°	6.8	6.2	4.8	3.5	2.2	1.4	1.1	1.2	997.9
150°	5.0	4.4	3.6	2.7	1.9	1.4	1.2	0.8	998.7
155°	3.6	3.2	2.8	2.2	1.7	1.4	1.2	0.5	999.2
160°	2.6	2.4	2.2	1.8	1.6	1.3	1.2	0.4	999.6
165°	2.0	1.9	1.8	1.6	1.5	1.3	1.3	0.2	999.8
170°	1.7	1.6	1.5	1.5	1.4	1.3	1.3	0.1	999.9
175°	1.5	1.4	1.4	1.4	1.4	1.3	1.3	0.1	1000.0
180°	1.4	1.4	1.4	1.4	1.4	1.4	1.4	0.0	1000.0

## Photometric test report

Family <b>Monsun® 31 tube</b>	Order number: <b>51FT10MN4A0ATR1</b> EAN: <b>4058352742136</b>	LP number <b>59362_3</b>
----------------------------------	---	-----------------------------

<b>UGR-Table</b>	<b>Standard room</b>	<b>siteco</b>	
------------------	----------------------	---------------	--

Reflection factor of ceiling	0.7	0.7	0.5	0.5	0.3	0.7	0.7	0.5	0.5	0.3	
Reflection factor of walls	0.5	0.3	0.5	0.3	0.3	0.5	0.3	0.5	0.3	0.3	
Reflection factor of floor	0.2	0.2	0.2	0.2	0.2	0.2	0.2	0.2	0.2	0.2	
Room dimensions	View crosswise (C0)					View endwise (C90)					
x	y										
2H	2H	22.7	24.4	23.0	24.7	25.1	21.8	23.6	22.2	23.9	24.2
	3H	24.6	26.2	25.0	26.6	26.9	23.2	24.8	23.6	25.2	25.5
	4H	25.6	27.1	26.0	27.4	27.8	23.7	25.3	24.1	25.6	26.0
	6H	26.5	27.9	26.9	28.3	28.7	24.1	25.5	24.5	25.9	26.3
	8H	27.0	28.3	27.4	28.7	29.1	24.3	25.6	24.7	26.0	26.4
	12H	27.4	28.6	27.8	29.0	29.4	24.3	25.6	24.8	26.0	26.4
4H	2H	23.3	24.9	23.7	25.2	25.6	22.7	24.2	23.1	24.6	25.0
	3H	25.5	26.9	26.0	27.3	27.7	24.3	25.6	24.7	26.0	26.4
	4H	26.7	27.9	27.1	28.3	28.7	25.0	26.2	25.4	26.6	27.0
	6H	27.8	28.8	28.2	29.3	29.7	25.5	26.6	25.9	27.0	27.4
	8H	28.3	29.3	28.8	29.7	30.2	25.7	26.7	26.1	27.1	27.6
	12H	28.8	29.7	29.3	30.2	30.6	25.8	26.7	26.3	27.2	27.6
8H	4H	27.0	28.0	27.5	28.5	28.9	25.6	26.6	26.1	27.0	27.5
	6H	28.3	29.2	28.8	29.6	30.1	26.3	27.2	26.8	27.6	28.1
	8H	29.0	29.8	29.5	30.2	30.8	26.6	27.4	27.1	27.9	28.4
	12H	29.7	30.4	30.2	30.9	31.4	26.8	27.5	27.4	28.0	28.5
12H	4H	27.1	28.0	27.5	28.4	28.9	25.8	26.7	26.3	27.1	27.6
	6H	28.4	29.2	28.9	29.7	30.2	26.6	27.3	27.1	27.8	28.3
	8H	29.2	29.9	29.7	30.3	30.9	27.0	27.6	27.5	28.1	28.7

<b>Luminance table</b>	<b>Max. for <math>\gamma \geq 65^\circ</math></b>	<b>Photometric dimensions in mm:</b>	<b>L = 1420</b>	<b>H(C0) = 35</b>	<b>H(C180) = 35</b>
			<b>B = 70</b>	<b>H(C90) = 0</b>	<b>H(C270) = 0</b>

C-planes	$\gamma$	0° 180°	15°	30°	45°	60°	75°	90° 270°
			165° 195° 345°	150° 210° 330°	135° 225° 315°	120° 240° 300°	105° 255° 285°	
Luminance in cd/m²								
45°		20123.3	20066.4	20097.5	20293.5	20721.4	21846.3	24075.3
50°		19275.5	19175.9	19177.0	19234.0	19557.0	20539.7	22990.7
55°		18473.0	18357.1	18303.9	18249.1	18426.7	19249.0	21884.8
60°		17636.2	17576.9	17441.8	17288.0	17213.5	17888.2	20513.3
65°		16891.7	16723.7	16642.5	16276.9	16089.7	16259.0	19077.0
70°		16112.6	16003.4	15846.6	15432.1	14901.4	14650.3	17343.7
75°		15395.0	15362.4	15116.0	14675.3	13795.1	12996.0	15470.0
80°		14848.0	14732.8	14591.2	13937.9	12879.0	10995.2	13828.6
85°		14407.3	14363.5	14201.3	13572.8	12513.6	10082.1	11663.0

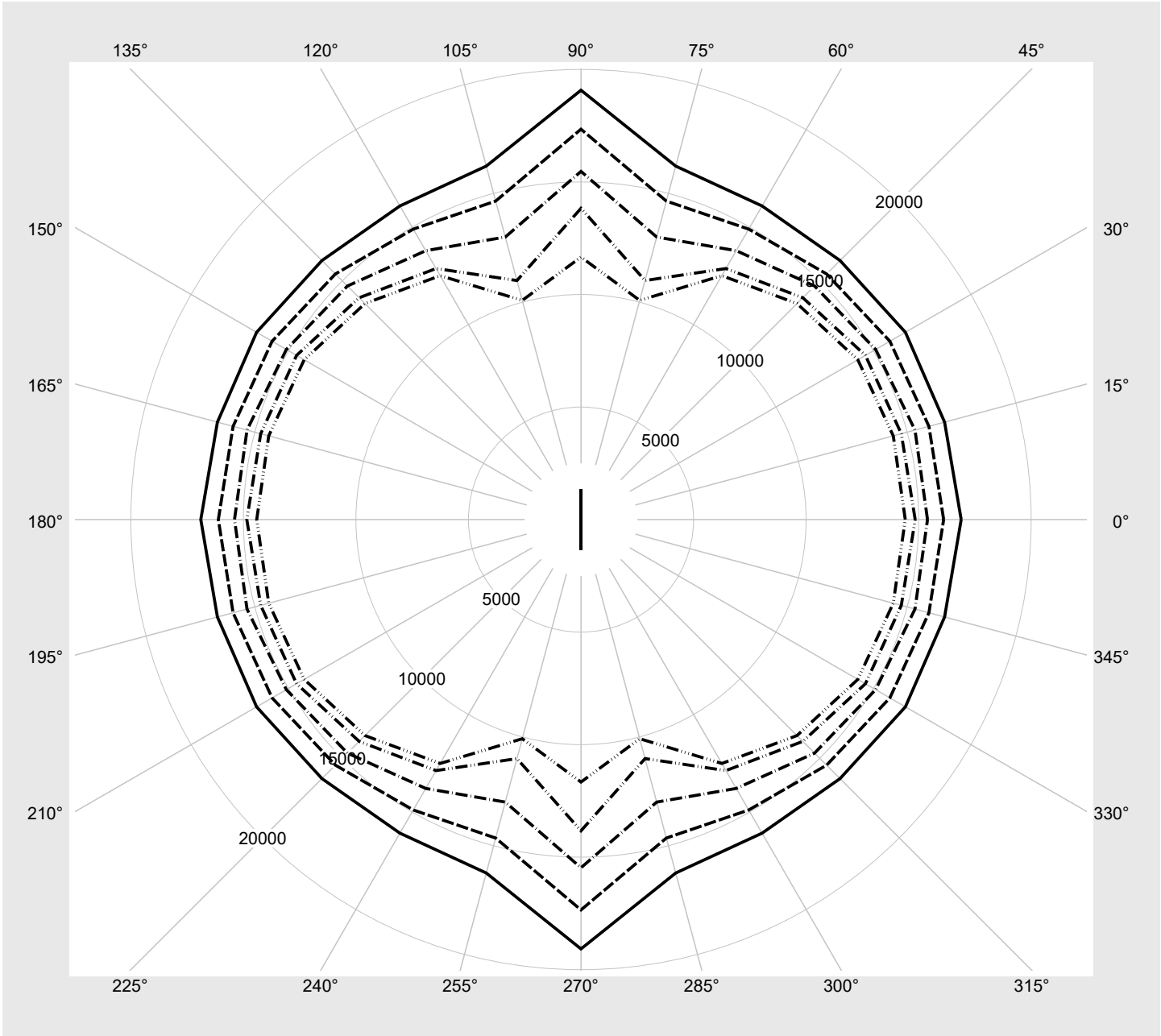
**Photometric test report**

<b>Family</b> <b>Monsun® 31 tube</b>	<b>Order number: 51FT10MN4A0ATR1</b> <b>EAN: 4058352742136</b>	<b>LP number</b> <b>59362_3</b>
---	---	------------------------------------



**Luminance values in cd/m<sup>2</sup>**

$\gamma$  65°   
   $\gamma$  70°   
   $\gamma$  75°   
   $\gamma$  80°   
   $\gamma$  85°



### Photometric test report

<b>Family</b> Monsun® 31 tube	<b>Order number: 51FT10MN4A0ATR1</b> <b>EAN: 4058352742136</b>	<b>LP number</b> 59362_3
----------------------------------	---	-----------------------------

<b>Multilumen Table</b>	environmental temperature: 25°C	<b>sITeco</b>
-------------------------	---------------------------------	---------------

DIP-Step	Switch Setting				Luminous flux [lm]	Power consumption [W]
	1	2	3	4		
0	OFF	OFF	OFF	OFF	10000	58.0
1	ON	OFF	OFF	OFF	8000	46.0
2	OFF	ON	OFF	OFF	6500	37.0
12	OFF	OFF	ON	ON	4450	25.0