

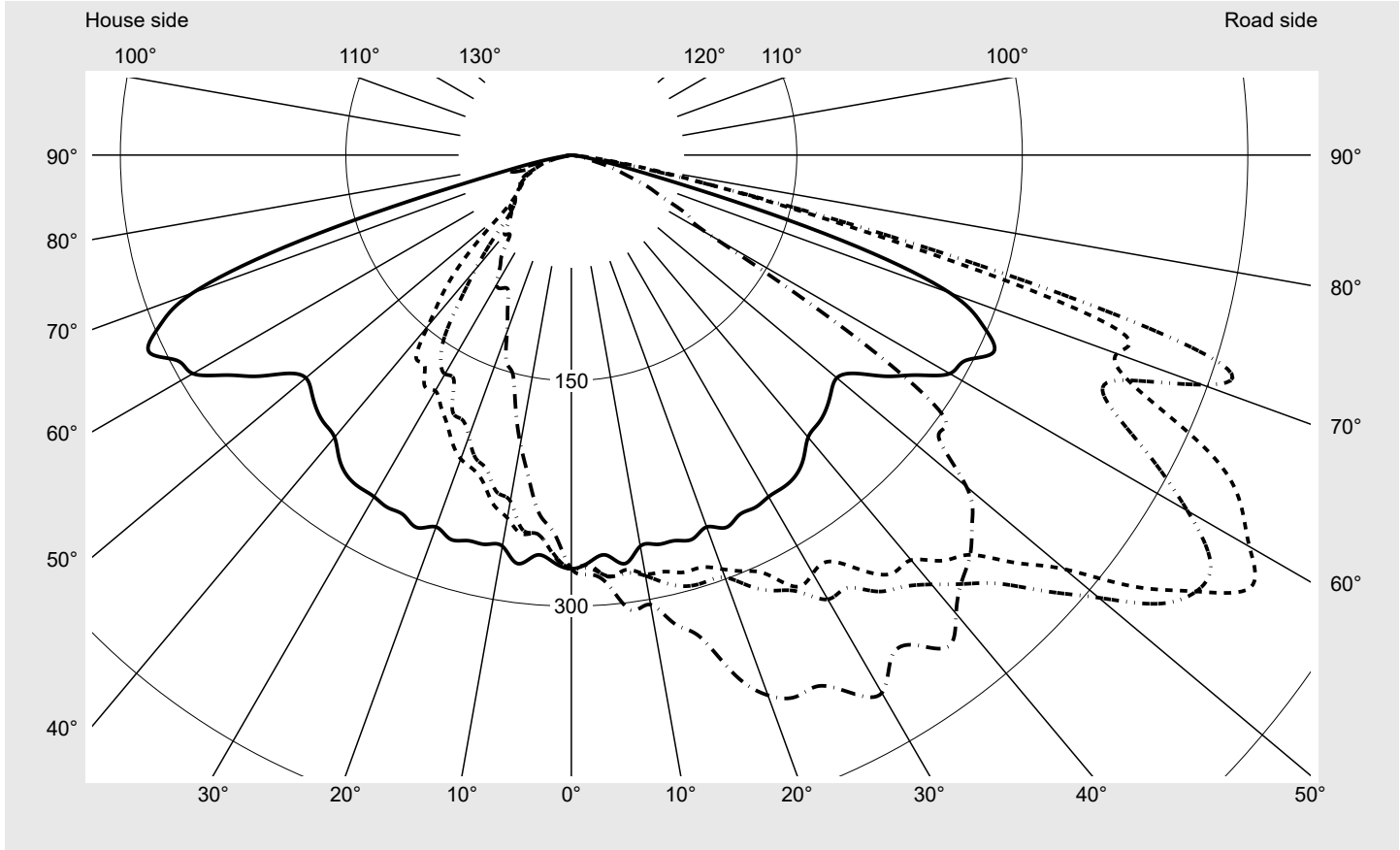


# Photometric test report

<b>Family</b> <b>Streetlight 21 midi easy LED</b>	<b>Order number: 5XE7E63A08NB</b> <b>EAN: 4058352731383</b>	<b>LP number</b> <b>59079_135</b>
	<b>Version</b> post-top or side-entry mounting <b>Optic</b> asymmetric, wide distribution (STW1.0a G) <b>Cover</b> toughened safety glass <b>Lamps</b> LED 2700 K   CRI ≥ 70 <b>Controlgear</b> ECG DIM <b>Rated values</b> Net luminous flux = 20350 lm Power consumption = 151.2 W Luminous efficacy = 134.6 lm/W	<b>serial documentation</b> <b>23.08.2022</b>
		

**Luminous intensity in cd/klm** C180-0 C200-20 C205-25 C270-90 **Imax: 535 cd/klm**



**Luminaire output ratios**

Eta	100.0%
Eta 0° - 90°	100.0%
Eta 90° - 180°	0.0%

**Luminous intensity class acc. to EN13201-2**

Class:	G4
Imax 70°	486.3
Imax 80°	49.2
Imax 90°	0.0
Imax >90°	0.0
Imax >95°	0.0

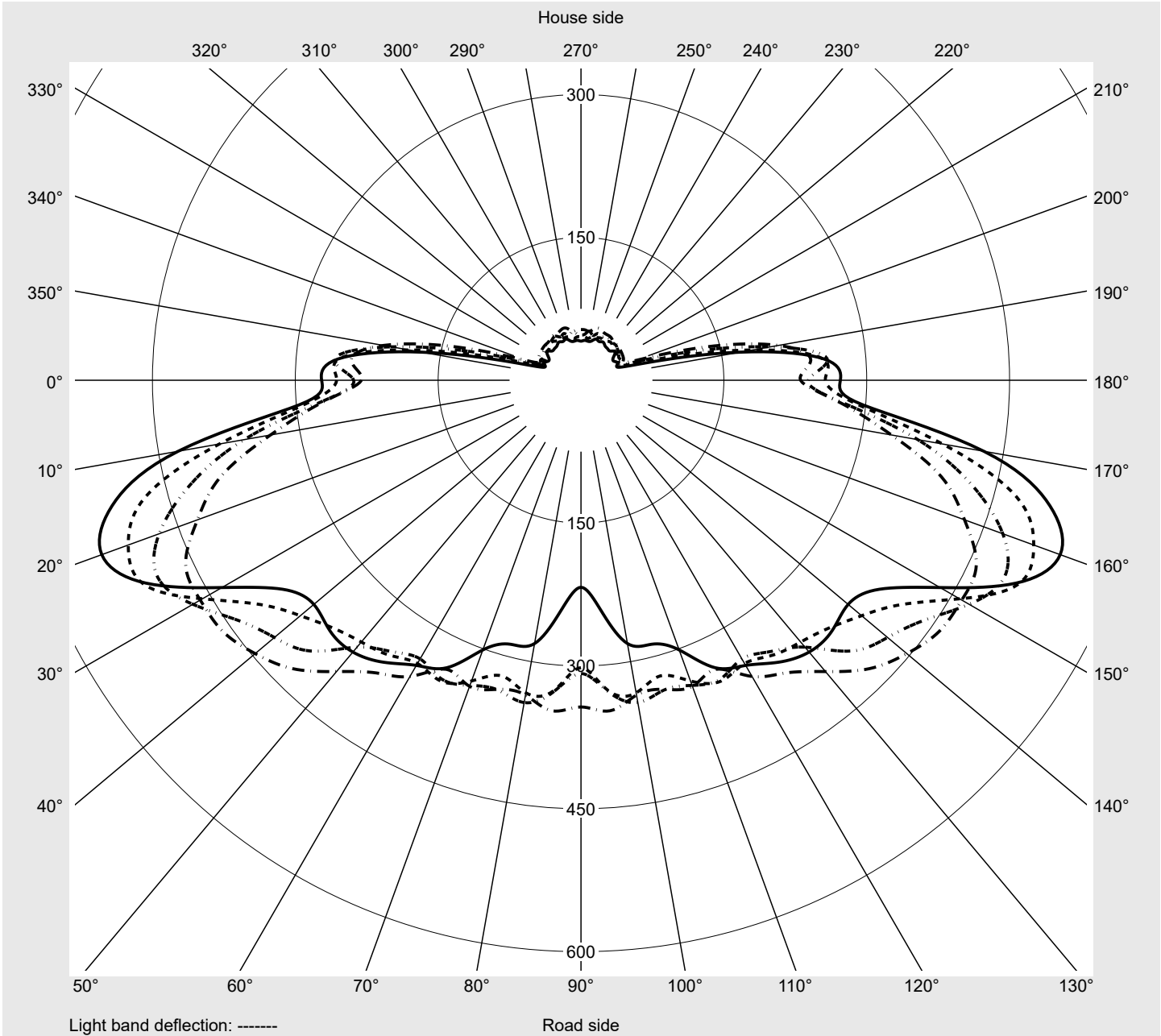
**Measurement conditions**

DIN EN 13032 and DIN 5032

**Photometric test report**

<b>Family</b> Streetlight 21 midi easy LED	<b>Order number: 5XE7E63A08NB</b> <b>EAN: 4058352731383</b>	<b>LP number</b> <b>59079_135</b>
---	--	--------------------------------------

**Envelope curve in cd/klm**      **KMK 57.5°**    **KMK 55°**    **KMK 52.5°**    **KMK 50°**      **siteco**



## Photometric test report

<b>Family</b> Streetlight 21 midi easy LED	<b>Order number: 5XE7E63A08NB</b> <b>EAN: 4058352731383</b>	<b>LP number</b> <b>59079_135</b>
<b>Table of values for luminous intensities</b>		<b>Maximum luminous intensity</b>
		<b>siteco</b>

C-planes	0° 180°	5° 175°	10° 170°	15° 165°	20° 160°	25° 155°	30° 150°	35° 145°	40° 140°	45° 135°	50° 130°	55° 125°	60° 120°
$\gamma$	Luminous intensity in cd/klm												
0,0°	275.2	275.2	275.2	275.2	275.2	275.2	275.2	275.2	275.2	275.2	275.2	275.2	275.2
2,5°	271.1	272.6	274.2	272.4	273.1	275.0	271.7	272.5	277.2	276.0	276.0	276.0	273.8
5,0°	267.1	272.9	275.2	280.1	281.5	281.2	280.8	282.7	283.1	284.1	282.6	285.7	289.7
7,5°	274.1	279.0	277.5	278.4	278.2	280.5	282.2	280.1	280.7	279.4	280.1	282.2	287.0
10,0°	264.1	267.7	274.1	281.5	282.9	284.1	284.6	289.0	288.4	289.8	289.4	296.1	298.5
12,5°	265.2	273.1	281.9	286.0	283.8	291.7	297.8	297.4	299.9	302.2	305.4	304.8	305.6
15,0°	265.5	268.6	273.1	278.4	287.3	296.8	296.7	300.7	302.2	302.6	306.1	317.4	327.7
17,5°	267.8	273.0	278.7	286.4	287.5	297.6	312.8	307.7	310.5	319.9	331.7	332.0	337.4
20,0°	263.2	276.0	283.2	285.6	293.0	298.9	314.1	316.9	322.0	337.8	350.9	349.4	357.5
22,5°	268.2	277.3	286.1	293.7	299.5	310.4	324.4	326.9	342.4	343.6	356.1	369.0	375.1
25,0°	264.1	279.2	290.5	304.6	307.6	319.6	332.9	339.3	354.0	370.6	376.6	388.5	394.7
27,5°	264.4	278.9	292.5	301.1	323.7	327.4	350.6	352.7	365.4	382.4	390.1	396.0	398.1
30,0°	262.4	282.1	299.4	304.0	321.3	341.2	351.9	364.5	376.7	390.8	402.8	403.1	399.6
32,5°	262.1	278.2	296.7	315.0	320.5	341.4	361.3	372.4	390.8	396.6	408.5	414.4	410.7
35,0°	260.2	274.8	293.4	320.6	337.1	354.3	370.4	374.9	395.6	416.3	417.7	425.9	434.6
37,5°	253.9	269.5	301.7	327.7	350.7	362.0	373.6	396.8	412.7	434.7	432.1	435.0	433.6
40,0°	245.1	278.1	306.0	330.0	351.7	372.8	391.4	402.6	422.5	443.3	435.7	438.1	439.9
42,5°	242.6	268.1	310.3	337.6	365.9	386.9	401.8	431.6	446.3	442.4	453.9	429.3	424.6
45,0°	239.5	273.8	302.3	342.4	376.0	403.2	431.8	441.1	452.0	463.2	443.3	420.5	405.7
47,5°	234.2	273.4	316.7	354.5	401.5	429.6	443.6	448.8	453.7	445.8	421.4	404.1	379.3
50,0°	230.6	273.9	331.1	391.8	428.6	458.0	461.6	459.4	446.6	428.3	399.3	375.2	359.2
52,5°	238.6	277.2	359.1	425.0	471.4	490.3	470.6	439.6	420.2	402.0	365.9	347.7	337.9
55,0°	256.6	291.5	385.6	473.5	505.9	506.7	459.0	410.7	384.7	368.1	358.8	352.1	343.4
57,5°	272.4	297.3	429.5	509.8	535.5	504.1	435.4	382.6	366.2	372.5	372.6	361.5	345.8
60,0°	290.7	312.9	440.7	516.1	520.9	473.3	391.3	379.2	399.9	420.5	391.2	362.4	336.3
62,5°	295.8	319.6	438.3	511.2	501.8	433.9	373.9	424.8	468.3	466.9	396.4	312.7	244.7
65,0°	310.0	306.1	414.0	482.8	468.6	395.4	406.6	503.6	507.9	477.9	351.8	231.9	136.1
67,5°	296.3	284.8	343.3	418.8	408.3	391.9	456.6	515.0	519.3	406.7	244.9	142.9	85.5
70,0°	267.9	221.9	267.0	347.6	386.2	446.6	482.2	486.3	474.1	299.8	141.0	105.2	59.3
72,5°	188.3	130.0	180.7	283.4	375.3	444.0	418.1	427.9	352.8	173.7	109.3	73.5	42.6
75,0°	79.5	49.5	103.3	171.0	226.3	273.0	234.3	258.1	188.4	90.8	79.5	53.3	28.4
77,5°	32.8	26.1	45.5	68.8	109.2	112.3	72.0	72.0	64.4	51.6	54.2	38.7	20.2
80,0°	12.7	11.2	13.8	29.0	49.2	38.8	18.1	12.1	17.2	27.4	33.2	21.4	13.7
82,5°	3.2	2.9	2.9	5.3	16.4	9.5	4.8	5.8	4.2	4.2	8.1	8.7	8.6
85,0°	1.0	0.7	1.0	1.2	1.0	1.3	1.2	1.3	1.3	1.2	1.1	1.3	1.4
87,5°	0.2	0.3	0.3	0.2	0.3	0.2	0.2	0.1	0.1	0.2	0.3	0.1	0.1
90,0°	0.0	0.0	0.0	0.0	0.0	0.0	0.0	0.0	0.0	0.0	0.0	0.0	0.0

## Photometric test report

<b>Family</b> <b>Streetlight 21 midi easy LED</b>	<b>Order number: 5XE7E63A08NB</b> <b>EAN: 4058352731383</b>	<b>LP number</b> <b>59079_135</b>
<b>Table of values for luminous intensities</b>		<b>Maximum luminous intensity</b>
		<b>siteco</b>

C-planes	65° 115°	70° 110°	75° 105°	80° 100°	85° 95°	90°	185° 355°	190° 350°	195° 345°	200° 340°	205° 335°	210° 330°	215° 325°
γ	Luminous intensity in cd/klm												
0,0°	275.2	275.2	275.2	275.2	275.2	275.2	275.2	275.2	275.2	275.2	275.2	275.2	275.2
2,5°	275.4	276.4	275.8	278.7	278.6	279.2	271.9	270.2	267.9	266.6	265.7	265.4	263.3
5,0°	286.6	286.7	285.9	286.3	284.1	287.4	264.7	262.8	256.2	253.3	253.1	251.8	249.4
7,5°	296.6	297.2	303.1	302.6	302.8	305.2	270.5	262.1	259.5	254.0	251.0	248.1	242.3
10,0°	301.8	296.6	299.1	304.9	306.9	303.6	259.4	258.2	251.7	245.1	233.7	230.0	225.1
12,5°	309.7	314.4	316.9	312.5	316.6	319.6	255.9	247.6	242.0	238.3	229.5	217.0	207.4
15,0°	330.0	333.2	335.6	336.4	331.8	332.1	257.5	245.9	237.1	225.7	216.8	209.9	200.7
17,5°	340.4	350.7	346.9	351.7	356.5	362.7	255.8	243.9	231.9	218.7	211.5	199.8	188.0
20,0°	362.8	363.2	373.1	382.4	380.6	382.4	252.3	241.2	228.1	215.1	199.2	189.6	172.4
22,5°	387.9	383.3	388.4	391.7	392.5	390.0	253.3	235.4	220.1	206.9	190.3	176.2	163.6
25,0°	395.3	398.5	402.1	400.7	402.0	389.6	250.3	227.6	210.8	196.3	187.2	166.5	152.4
27,5°	401.7	407.5	403.6	409.3	400.9	403.3	260.7	230.3	210.7	188.2	169.1	157.2	146.2
30,0°	413.5	413.1	416.0	405.9	412.5	413.1	252.2	228.6	208.9	181.1	168.2	150.9	126.5
32,5°	416.5	415.7	415.4	407.1	400.4	396.3	250.2	222.7	203.8	181.8	161.7	133.9	105.2
35,0°	424.4	420.6	411.8	403.2	413.5	397.8	239.8	214.2	199.1	170.3	146.6	110.2	83.9
37,5°	425.9	417.6	417.5	409.3	406.8	412.1	226.9	213.4	196.8	169.6	121.4	85.3	67.5
40,0°	424.1	425.5	404.9	403.6	392.5	398.2	225.0	212.7	194.7	148.3	99.2	71.0	64.3
42,5°	423.2	393.4	395.9	380.3	376.0	384.5	217.5	213.5	183.3	128.6	79.8	58.6	62.0
45,0°	389.6	380.7	368.6	371.4	374.3	375.4	224.9	214.4	166.7	108.0	62.0	58.1	54.8
47,5°	370.2	345.8	351.5	356.1	365.4	361.7	224.3	217.2	151.3	82.7	53.5	53.3	57.7
50,0°	334.9	342.1	336.0	335.7	348.4	343.1	242.2	210.6	134.8	60.0	49.0	50.8	51.6
52,5°	346.2	341.0	336.8	343.7	328.2	308.0	259.4	202.0	112.3	49.3	46.8	46.3	48.4
55,0°	348.5	336.1	321.4	333.3	327.1	301.8	255.3	183.3	89.9	43.5	43.5	43.4	45.5
57,5°	333.1	301.4	287.0	280.8	243.0	217.5	256.1	169.8	70.2	40.4	42.6	39.9	41.4
60,0°	279.1	240.3	177.8	140.7	115.6	108.0	237.5	150.4	54.0	37.7	41.5	39.6	41.3
62,5°	178.1	124.1	98.0	100.8	85.8	88.1	239.1	140.0	43.7	36.8	36.2	37.1	37.9
65,0°	99.1	83.2	78.4	82.9	69.1	68.0	241.7	135.3	46.2	32.9	35.4	35.4	34.2
67,5°	67.6	65.4	58.0	59.1	52.8	55.0	240.2	129.6	40.5	27.7	30.8	32.7	30.2
70,0°	54.9	49.1	44.3	41.8	38.6	38.8	219.4	108.6	29.5	25.1	24.9	26.1	25.9
72,5°	37.5	35.8	30.6	29.5	27.8	29.1	182.7	84.2	24.7	21.6	21.1	20.7	20.3
75,0°	27.1	24.4	19.7	18.6	15.6	14.7	95.9	46.9	22.2	15.0	16.2	15.3	14.5
77,5°	16.0	13.2	12.0	10.3	11.8	9.8	39.9	12.4	10.7	9.4	9.8	10.7	10.3
80,0°	9.9	6.2	5.3	5.1	4.8	4.8	13.7	6.5	4.8	4.8	4.6	5.9	6.2
82,5°	3.9	2.2	1.7	1.8	1.9	1.6	2.3	2.3	2.4	2.4	2.2	2.5	3.4
85,0°	0.8	0.3	0.5	0.4	0.5	0.7	1.0	0.7	0.8	0.7	0.7	0.8	0.6
87,5°	0.1	0.2	0.2	0.1	0.1	0.1	0.1	0.1	0.2	0.1	0.1	0.1	0.1
90,0°	0.0	0.0	0.0	0.0	0.0	0.0	0.0	0.0	0.0	0.0	0.0	0.0	0.0

## Photometric test report

<b>Family</b> <b>Streetlight 21 midi easy LED</b>	<b>Order number: 5XE7E63A08NB</b> <b>EAN: 4058352731383</b>	<b>LP number</b> <b>59079_135</b>
<b>Table of values for luminous intensities</b>		<b>Maximum luminous intensity</b>
		<b>siteco</b>

C-planes	220° 320°	225° 315°	230° 310°	235° 305°	240° 300°	245° 295°	250° 290°	255° 285°	260° 280°	265° 275°	270°	Phi-zone	Total Phi-zone
γ	Luminous intensity in cd/klm											Luminous flux in lm/klm	
0,0°	275.2	275.2	275.2	275.2	275.2	275.2	275.2	275.2	275.2	275.2	275.2	0.4	0.4
2,5°	260.8	259.8	256.9	253.8	251.0	252.2	251.9	249.9	250.5	250.2	252.4	3.2	3.6
5,0°	248.3	248.0	247.6	244.7	243.8	240.8	239.7	238.1	240.3	238.3	240.2	6.3	10.0
7,5°	237.6	230.9	229.2	228.6	224.8	222.0	219.4	218.6	215.7	216.7	216.9	9.4	19.3
10,0°	221.3	214.6	208.2	202.9	198.7	198.8	199.0	198.0	198.2	198.1	195.2	12.2	31.5
12,5°	203.7	196.8	192.2	183.7	183.6	182.0	181.0	176.7	174.1	172.2	171.5	15.0	46.5
15,0°	186.5	178.0	176.2	169.6	166.7	160.1	155.8	154.1	151.7	150.9	150.6	17.7	64.2
17,5°	176.1	167.1	157.8	153.5	148.4	147.6	144.8	144.9	145.1	146.7	143.8	20.7	84.8
20,0°	164.3	155.9	149.9	146.2	140.9	137.2	131.6	130.4	128.3	126.9	124.9	23.6	108.5
22,5°	154.2	146.7	140.2	130.7	122.7	116.4	112.1	109.0	111.6	108.2	110.7	26.4	134.9
25,0°	142.1	130.1	120.6	106.7	103.3	95.5	98.8	96.4	97.5	97.4	99.3	29.1	164.0
27,5°	123.7	109.6	92.1	90.5	86.8	87.4	88.0	94.3	96.2	99.4	99.8	31.7	195.7
30,0°	104.3	88.4	83.4	81.7	84.9	91.2	91.8	95.1	93.2	95.8	99.4	34.4	230.1
32,5°	81.6	73.6	73.0	73.4	77.3	81.3	81.6	84.1	86.0	82.6	88.3	36.5	266.6
35,0°	69.6	66.2	65.4	69.0	64.3	66.1	67.8	70.2	73.5	73.0	80.2	38.6	305.2
37,5°	70.3	69.8	68.3	63.8	63.8	59.8	62.3	66.0	64.0	64.6	67.3	41.0	346.2
40,0°	65.5	66.3	67.3	63.3	62.7	67.0	69.6	69.2	66.5	65.0	68.9	43.2	389.4
42,5°	64.0	62.1	68.3	59.5	72.1	75.8	71.4	68.4	64.4	63.6	62.6	45.0	434.4
45,0°	58.5	58.8	65.2	59.8	62.5	64.7	64.0	60.4	60.0	57.6	57.0	46.3	480.6
47,5°	53.8	57.1	57.5	58.4	56.9	59.5	56.5	57.2	57.7	57.2	54.4	47.2	527.9
50,0°	52.4	52.7	52.9	54.9	55.1	55.6	57.4	56.4	52.2	52.9	53.2	48.3	576.2
52,5°	50.2	51.8	51.5	52.5	53.4	50.3	52.2	48.7	52.1	48.7	47.6	49.5	625.7
55,0°	47.0	47.2	50.2	49.9	48.0	48.9	47.8	47.7	44.7	45.8	45.7	50.6	676.3
57,5°	46.6	43.4	43.3	44.0	46.3	44.9	46.0	42.7	41.6	42.0	41.1	50.5	726.8
60,0°	39.7	40.8	39.5	40.4	40.2	41.0	40.9	42.6	41.2	41.2	39.3	48.0	774.8
62,5°	36.9	38.6	35.2	36.9	36.9	36.9	37.6	37.2	37.3	37.5	36.1	45.8	820.6
65,0°	33.7	36.6	36.0	30.8	34.2	31.7	33.6	34.0	34.8	34.2	33.8	43.9	864.4
67,5°	30.7	30.9	31.1	30.5	30.9	30.4	30.0	32.6	33.0	32.5	32.0	40.1	904.6
70,0°	24.9	27.9	27.6	27.1	28.7	24.9	27.3	28.1	30.3	29.7	29.0	35.7	940.2
72,5°	20.6	22.8	23.9	24.1	24.1	24.0	23.7	24.0	28.1	31.5	34.3	29.2	969.4
75,0°	16.2	18.4	21.1	21.3	20.4	20.7	19.2	19.2	26.6	34.8	38.2	17.7	987.1
77,5°	10.5	11.5	15.4	16.1	16.5	15.0	14.2	12.3	12.7	7.0	5.2	8.0	995.1
80,0°	7.0	7.3	9.5	11.3	13.1	11.1	7.6	9.0	5.4	1.0	1.0	3.5	998.6
82,5°	3.1	4.6	5.5	6.4	6.3	4.6	4.5	3.8	1.9	0.6	0.3	1.2	999.7
85,0°	0.9	0.9	0.9	1.0	0.9	0.8	0.7	0.7	0.2	0.1	0.0	0.2	1000.0
87,5°	0.1	0.1	0.0	0.0	0.0	0.0	0.0	0.0	0.0	0.0	0.0	0.0	1000.0
90,0°	0.0	0.0	0.0	0.0	0.0	0.0	0.0	0.0	0.0	0.0	0.0	0.0	1000.0

## Photometric test report

<b>Family</b> Streetlight 21 midi easy LED	<b>Order number: 5XE7E63A08NB</b> <b>EAN: 4058352731383</b>	<b>LP number</b> <b>59079_135</b>
---	--	--------------------------------------

<b>Dimming levels table</b>	environmental temperature: 25°C	<b>siteco</b>
-----------------------------	---------------------------------	---------------

Luminous flux %	Output ECG [%]	Luminous flux [lm]	Power consumption [W] start of lifetime	Power consumption [W] end of lifetime	Power consumption [W] average
100	100	20350	151.2	156.8	154.0
95	94	19343	142.1	147.2	144.6
90	88	18303	133.1	137.9	135.5
85	82	17242	124.1	128.5	126.3
80	77	16332	116.5	120.7	118.6
75	71	15212	107.5	111.3	109.4
70	66	14262	100.2	103.6	101.9
65	61	13299	92.7	96.1	94.4
60	55	12117	83.9	86.8	85.4
55	50	11116	76.7	79.3	78.0
50	45	10096	69.5	71.7	70.6
45	40	9058	62.2	64.2	63.2
40	36	8212	56.4	58.2	57.3
35	31	7143	49.1	50.7	49.9
30	26	6055	41.9	43.3	42.6
25	22	5171	36.2	37.3	36.8
20	17	4054	29.1	30.0	29.6
15	13	3146	23.4	24.0	23.7
12	10	2460	19.2	19.7	19.4

<b>Dimming levels table</b>	environmental temperature: 5°C
-----------------------------	--------------------------------

Luminous flux %	Output ECG [%]	Luminous flux [lm]	Power consumption [W] start of lifetime	Power consumption [W] end of lifetime	Power consumption [W] average
100	100	21020	153.0	158.7	155.8
95	94	19947	143.9	149.0	146.4
90	88	18845	134.7	139.6	137.1
85	83	17913	127.1	131.7	129.4
80	77	16768	118.0	122.2	120.1
75	72	15792	110.5	114.4	112.4
70	67	14805	103.0	106.6	104.8
65	61	13604	94.0	97.4	95.7
60	56	12584	86.6	89.6	88.1
55	51	11552	79.3	82.0	80.6
50	46	10502	71.9	74.3	73.1
45	41	9437	64.5	66.7	65.6
40	36	8354	57.2	59.1	58.2
35	31	7259	49.9	51.4	50.6
30	27	6372	44.1	45.5	44.8
25	22	5247	36.8	37.9	37.3
20	17	4110	29.5	30.4	30.0
15	13	3187	23.8	24.4	24.1
12	10	2490	19.5	20.0	19.8

## Photometric test report

<b>Family</b> Streetlight 21 midi easy LED	<b>Order number: 5XE7E63A08NB</b> <b>EAN: 4058352731383</b>	<b>LP number</b> <b>59079_135</b>
---	--	--------------------------------------

<b>Dimming levels table</b>	environmental temperature: 15°C	<b>sITeco</b>
-----------------------------	---------------------------------	---------------

Luminous flux %	Output ECG [%]	Luminous flux [lm]	Power consumption [W] start of lifetime	Power consumption [W] end of lifetime	Power consumption [W] average
100	100	20710	152.1	157.7	154.9
95	94	19668	143.0	148.1	145.6
90	88	18596	133.9	138.7	136.3
85	83	17686	126.3	130.8	128.6
80	77	16568	117.2	121.4	119.3
75	72	15612	109.7	113.6	111.6
70	66	14449	100.8	104.3	102.6
65	61	13465	93.4	96.7	95.1
60	56	12463	86.0	89.0	87.5
55	51	11447	78.7	81.4	80.1
50	46	10412	71.4	73.8	72.6
45	41	9361	64.1	66.2	65.2
40	36	8291	56.8	58.7	57.8
35	31	7208	49.5	51.1	50.3
29	26	6106	42.2	43.6	42.9
25	22	5214	36.5	37.6	37.0
20	17	4085	29.3	30.2	29.8
15	13	3169	23.6	24.2	23.9
12	10	2477	19.4	19.9	19.6

**Photometric test report**

<b>Family</b> Streetlight 21 midi easy LED	<b>Order number: 5XE7E63A08NB</b> <b>EAN: 4058352731383</b>	<b>LP number</b> <b>59079_135</b>
---	--	--------------------------------------

**Luminousfluxs table** **siteco**

Temperature °C	Luminous flux lm	Power consumption W
25.0	20350.0	151.2
5.0	21020.0	153.0
15.0	20710.0	152.1