


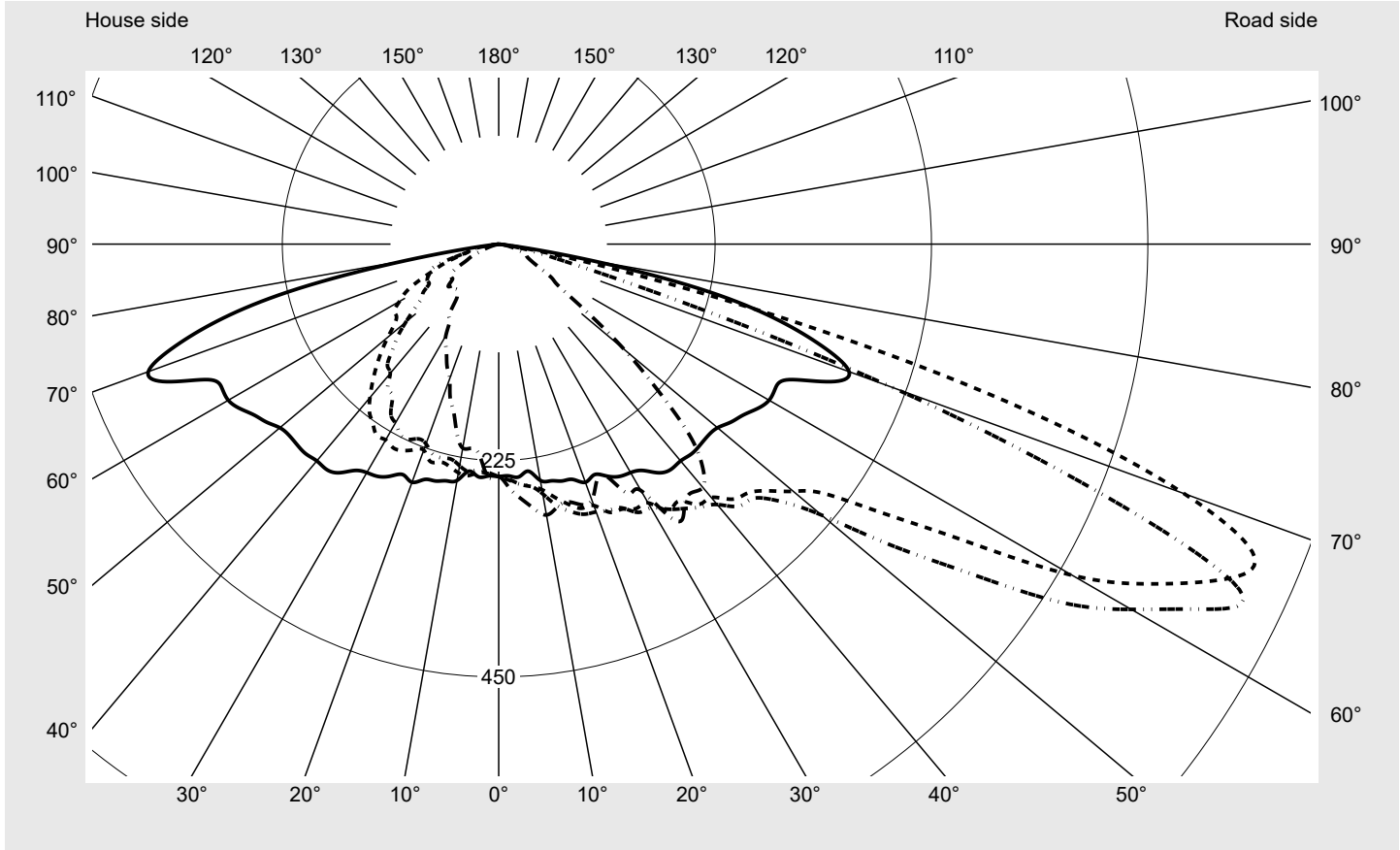
# Photometric test report

<b>Family</b> <b>Streetlight 21 mini easy LED</b>	<b>Order number: 5XE6C63A08HB</b> <b>EAN: 4058352730485</b>	<b>LP number</b> <b>59081_817</b>
	<b>Version</b> post-top or side-entry mounting <b>Optic</b> asymmetric, wide distribution (ST0.8a) <b>Cover</b> toughened safety glass <b>Lamps</b> LED 2700 K   CRI ≥ 70 <b>Controlgear</b> ECG DIM <b>Rated values</b> Net luminous flux = 8110 lm Power consumption = 66.0 W Luminous efficacy = 122.9 lm/W	<b>serial documentation</b> <b>18.07.2022</b>





**Luminous intensity in cd/klm** C180-0 C200-20 C205-25 C270-90 **Imax: 851 cd/klm**



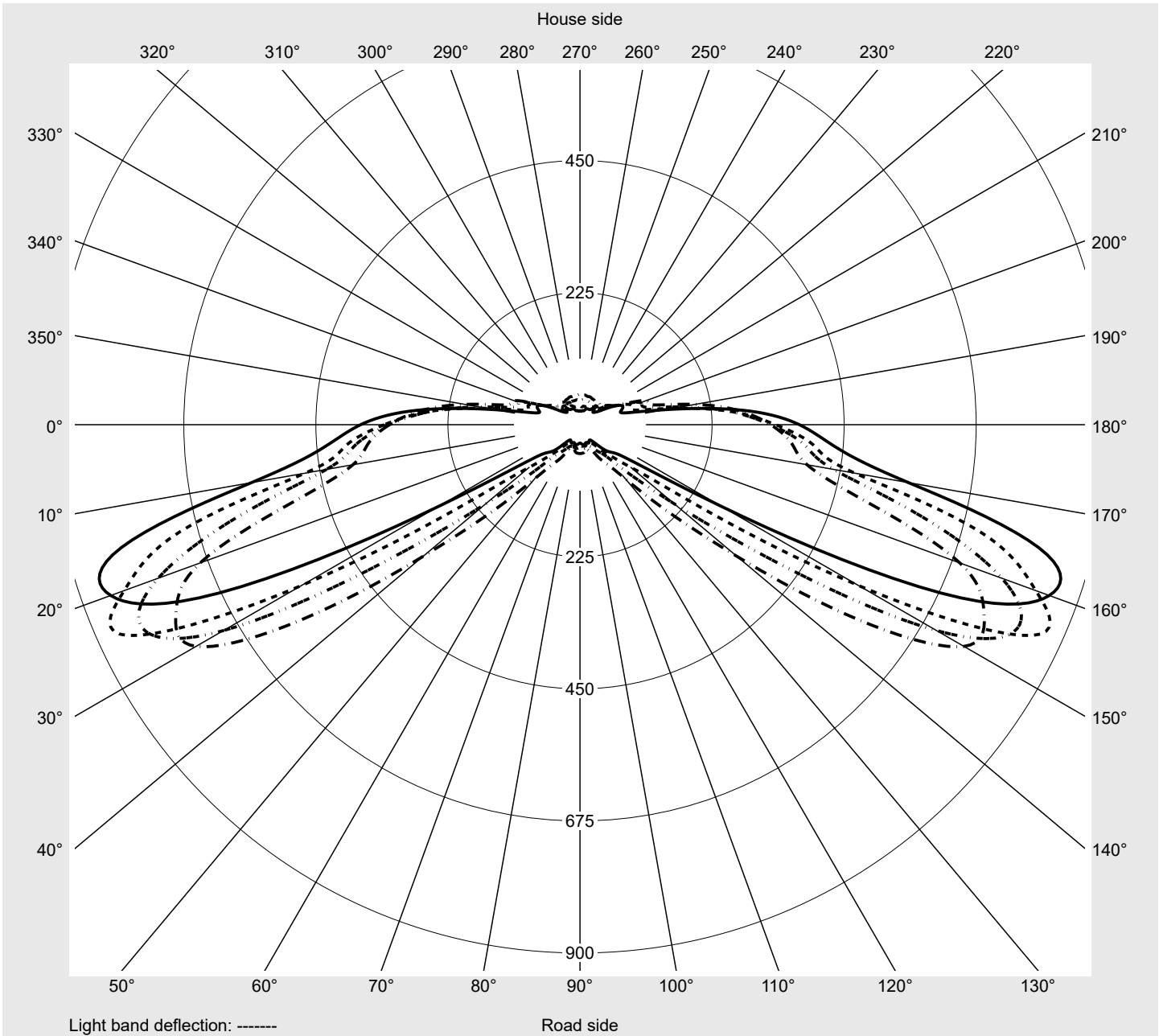
Luminaire output ratios	
Eta	100.0%
Eta 0° - 90°	100.0%
Eta 90° - 180°	0.0%
Measurement conditions	
DIN EN 13032 and DIN 5032	

Luminous intensity class acc. to EN13201-2	
Class:	G3
Imax 70°	826.1
Imax 80°	99.6
Imax 90°	0.0
Imax >90°	0.0
Imax >95°	0.0

**Photometric test report**

<b>Family</b> Streetlight 21 mini easy LED	<b>Order number: 5XE6C63A08HB</b> <b>EAN: 4058352730485</b>	<b>LP number</b> 59081_817
---	--	-------------------------------

**Envelope curve in cd/klm**      **KMK 67.5°**    **KMK 65°**    **KMK 62.5°**    **KMK 60°**      **siteco**



## Photometric test report

<b>Family</b> Streetlight 21 mini easy LED	<b>Order number: 5XE6C63A08HB</b> <b>EAN: 4058352730485</b>	<b>LP number</b> 59081_817
<b>Table of values for luminous intensities</b>		<b>Maximum luminous intensity</b>
		<b>siteco</b>

C-planes	0° 180°	5° 175°	10° 170°	15° 165°	20° 160°	25° 155°	30° 150°	35° 145°	40° 140°	45° 135°	50° 130°	55° 125°	60° 120°
γ	Luminous intensity in cd/klm												
0,0°	241.6	241.6	241.6	241.6	241.6	241.6	241.6	241.6	241.6	241.6	241.6	241.6	241.6
2,5°	241.2	242.0	242.3	244.6	244.8	245.6	247.5	249.2	247.9	248.6	249.4	249.4	252.1
5,0°	242.8	244.4	246.4	248.5	250.4	250.4	252.4	251.7	252.9	252.6	256.1	257.1	257.8
7,5°	238.1	244.7	246.4	249.3	254.1	253.8	256.3	259.1	262.2	263.1	264.0	270.2	274.3
10,0°	249.5	250.2	252.0	252.1	259.2	263.7	267.3	266.8	269.8	277.2	281.7	280.5	280.0
12,5°	252.1	255.9	263.4	267.0	269.7	278.2	283.8	288.0	292.2	295.4	292.5	284.3	282.5
15,0°	254.9	259.7	266.2	274.9	280.0	287.7	293.3	298.3	295.3	290.9	287.2	283.7	284.2
17,5°	256.6	260.1	271.3	284.8	287.9	294.5	301.9	294.7	290.2	290.7	291.7	283.4	285.5
20,0°	263.5	268.8	274.7	282.1	289.2	296.3	303.4	296.5	296.4	293.4	288.7	286.4	289.0
22,5°	259.6	274.8	287.3	297.4	301.8	299.5	298.4	305.1	306.8	304.8	295.9	292.1	289.5
25,0°	266.1	276.1	285.1	300.8	304.0	302.6	304.5	311.0	310.2	300.7	297.4	287.1	288.5
27,5°	272.3	279.3	296.0	304.9	309.9	314.4	317.9	310.6	307.7	310.4	295.7	288.2	284.2
30,0°	274.3	289.2	300.3	316.6	310.7	316.6	319.9	318.9	312.8	302.3	293.0	291.8	303.0
32,5°	279.1	301.8	308.2	311.8	328.0	326.7	325.8	322.5	315.6	310.9	310.7	313.2	326.1
35,0°	290.3	306.6	313.9	321.4	326.3	335.7	340.7	328.4	326.0	321.2	325.3	345.8	350.0
37,5°	294.9	312.8	318.0	328.7	341.1	344.6	341.9	346.7	346.5	347.6	362.9	374.3	375.4
40,0°	294.3	313.3	322.6	331.9	343.9	353.4	365.0	349.2	364.3	390.5	399.4	410.7	406.8
42,5°	296.2	309.6	325.7	338.2	359.7	369.6	367.0	368.1	396.6	441.2	445.2	430.6	422.9
45,0°	295.8	310.9	331.9	350.3	366.0	373.9	386.4	416.1	448.0	481.0	472.9	440.8	413.9
47,5°	295.0	309.3	335.6	359.3	379.7	395.4	417.5	470.9	503.3	514.4	478.4	422.0	378.4
50,0°	297.1	314.5	341.4	367.3	399.9	438.3	493.0	538.5	552.9	521.1	455.9	389.4	328.3
52,5°	304.1	328.9	343.7	368.4	425.7	514.1	577.6	608.3	578.7	500.9	416.3	327.5	253.0
55,0°	310.1	333.9	356.5	394.4	487.6	595.7	651.0	646.3	561.3	455.6	325.0	237.0	181.1
57,5°	318.6	348.3	372.4	430.0	573.5	693.1	711.4	657.9	500.3	322.7	213.2	147.1	101.6
60,0°	324.7	361.8	392.8	503.4	688.8	759.6	755.3	579.5	348.8	203.5	120.8	83.4	65.9
62,5°	324.4	382.8	438.5	601.3	765.0	821.8	701.7	408.6	209.8	117.2	71.5	56.9	47.8
65,0°	333.4	399.5	475.5	706.3	826.4	849.8	548.2	221.0	113.1	76.8	55.7	41.0	36.7
67,5°	373.8	437.3	568.4	809.1	850.8	678.6	279.2	107.7	74.5	62.1	43.2	32.6	31.2
70,0°	387.7	464.2	653.7	826.1	758.4	435.7	109.8	75.1	59.5	49.6	33.2	30.6	30.4
72,5°	352.6	441.9	676.5	725.8	577.5	196.6	70.4	55.5	45.7	39.8	29.7	22.8	23.7
75,0°	295.8	412.3	568.9	514.5	344.7	80.9	53.8	39.8	29.9	31.3	23.0	17.7	16.7
77,5°	213.1	276.5	324.1	259.9	142.0	43.1	29.2	20.9	19.0	22.5	18.6	15.0	14.8
80,0°	96.9	99.6	98.7	79.6	43.8	20.2	12.7	11.1	13.4	14.1	12.0	9.7	10.4
82,5°	18.6	21.9	19.9	11.4	8.2	6.5	5.2	5.0	6.6	7.4	7.2	5.6	6.1
85,0°	1.2	1.2	1.3	1.4	1.4	1.6	1.6	1.7	2.2	2.8	2.5	2.3	2.1
87,5°	0.3	0.3	0.3	0.4	0.4	0.5	0.5	0.4	0.4	0.4	0.5	0.4	0.4
90,0°	0.0	0.0	0.0	0.0	0.0	0.0	0.0	0.0	0.0	0.0	0.0	0.0	0.0

## Photometric test report

<b>Family</b> <b>Streetlight 21 mini easy LED</b>	<b>Order number: 5XE6C63A08HB</b> <b>EAN: 4058352730485</b>	<b>LP number</b> <b>59081_817</b>
<b>Table of values for luminous intensities</b>		<b>Maximum luminous intensity</b>

siteco

C-planes	65° 115°	70° 110°	75° 105°	80° 100°	85° 95°	90°	185° 355°	190° 350°	195° 345°	200° 340°	205° 335°	210° 330°	215° 325°
$\gamma$	Luminous intensity in cd/klm												
0,0°	241.6	241.6	241.6	241.6	241.6	241.6	241.6	241.6	241.6	241.6	241.6	241.6	241.6
2,5°	252.7	252.3	253.5	253.9	252.0	253.8	240.2	239.2	240.4	239.0	237.8	236.9	238.2
5,0°	261.6	262.9	262.6	262.5	264.1	265.6	242.6	240.6	238.7	238.3	235.4	234.3	235.6
7,5°	275.6	278.5	278.2	277.4	277.8	277.0	238.4	241.3	240.2	242.8	238.2	235.5	230.7
10,0°	284.8	286.5	285.3	284.2	283.5	286.0	246.7	248.1	242.7	241.4	234.0	230.9	226.1
12,5°	282.9	285.3	280.5	275.7	279.2	280.2	254.8	247.0	239.2	236.8	229.0	222.6	221.7
15,0°	281.8	277.5	277.9	279.4	277.7	277.4	244.7	239.6	238.4	234.6	230.0	219.2	214.8
17,5°	283.9	277.3	277.7	278.9	281.6	284.0	248.6	244.3	240.8	236.9	228.6	219.6	210.1
20,0°	284.6	279.3	279.5	278.5	278.6	283.3	250.4	244.8	243.7	227.9	221.0	216.4	210.3
22,5°	284.0	276.8	272.6	269.1	269.6	266.4	255.9	245.3	244.2	231.5	219.1	210.1	200.8
25,0°	275.9	270.8	271.0	266.2	274.3	266.8	255.1	246.9	247.0	236.8	224.1	207.1	197.3
27,5°	277.2	288.3	288.6	296.6	291.7	292.3	261.4	252.5	247.8	238.4	222.4	196.8	187.3
30,0°	300.5	303.6	307.8	308.9	315.5	295.9	263.4	249.0	247.9	235.1	214.7	195.0	180.4
32,5°	328.9	326.4	327.8	332.8	327.9	340.2	269.9	256.6	249.9	235.9	208.8	190.6	172.1
35,0°	351.6	348.3	339.6	342.2	331.1	336.2	268.3	256.9	245.4	228.0	192.6	183.8	161.7
37,5°	368.3	358.0	349.0	341.4	341.3	326.8	275.2	256.7	243.1	220.7	189.6	173.4	144.9
40,0°	386.9	376.4	360.5	348.9	343.2	330.2	273.0	257.9	233.4	208.2	175.4	159.5	133.5
42,5°	394.5	377.0	352.8	342.8	324.4	313.6	277.4	255.6	229.9	194.1	171.3	138.8	126.0
45,0°	373.7	341.2	311.2	287.0	275.0	280.3	269.7	257.0	221.7	179.7	156.7	124.5	119.8
47,5°	332.0	291.1	265.7	241.8	221.6	223.1	275.8	249.1	205.7	165.3	142.6	109.4	111.0
50,0°	269.1	232.1	206.2	184.4	172.7	170.4	273.8	244.3	195.3	150.3	126.0	94.7	101.4
52,5°	205.2	169.9	145.0	128.5	115.1	114.5	281.2	239.7	184.0	136.5	110.2	80.3	85.7
55,0°	131.1	105.8	91.9	86.1	80.5	76.4	280.3	234.7	170.5	129.9	97.7	73.5	69.5
57,5°	73.3	66.6	63.9	61.6	62.7	65.4	278.3	218.0	152.3	128.6	92.8	69.3	60.8
60,0°	48.6	47.2	42.4	46.5	48.7	49.2	272.7	199.4	130.1	119.1	83.8	65.0	57.4
62,5°	40.8	39.5	39.7	41.1	40.0	38.8	256.8	173.8	115.3	109.6	83.4	61.6	54.5
65,0°	37.1	33.9	37.3	36.9	36.5	33.5	258.2	159.9	96.1	94.2	81.3	61.6	46.5
67,5°	34.6	32.3	33.4	34.6	33.0	31.3	280.0	147.2	77.5	76.0	77.6	59.7	40.8
70,0°	32.0	32.4	30.4	31.7	27.2	29.4	247.6	108.4	58.8	62.7	73.3	58.4	38.2
72,5°	25.2	26.4	26.2	25.4	24.8	23.6	184.7	71.9	48.7	47.4	57.3	50.8	34.9
75,0°	18.7	17.1	18.0	18.7	18.1	18.1	95.7	27.7	25.4	34.3	36.0	34.8	26.3
77,5°	14.2	12.3	12.0	12.2	12.3	12.3	55.6	9.6	10.9	31.1	30.8	23.9	17.8
80,0°	9.5	8.8	8.8	7.5	7.9	7.8	31.0	5.8	8.6	24.2	22.9	16.0	10.4
82,5°	5.3	5.0	4.6	4.2	4.0	3.9	6.6	3.0	4.1	6.3	5.3	3.5	3.5
85,0°	2.4	2.0	1.4	1.5	1.4	1.5	1.1	1.0	1.1	0.9	0.9	0.9	0.8
87,5°	0.4	0.4	0.3	0.3	0.3	0.2	0.3	0.3	0.2	0.2	0.2	0.2	0.2
90,0°	0.0	0.0	0.0	0.0	0.0	0.0	0.0	0.0	0.0	0.0	0.0	0.0	0.0

## Photometric test report

<b>Family</b> <b>Streetlight 21 mini easy LED</b>	<b>Order number: 5XE6C63A08HB</b> <b>EAN: 4058352730485</b>	<b>LP number</b> <b>59081_817</b>
<b>Table of values for luminous intensities</b>		<b>Maximum luminous intensity</b>
		<b>siteco</b>

C-planes	220° 320°	225° 315°	230° 310°	235° 305°	240° 300°	245° 295°	250° 290°	255° 285°	260° 280°	265° 275°	270°	Phi-zone	Total Phi-zone
$\gamma$	Luminous intensity in cd/klm											Luminous flux in lm/klm	
0,0°	241.6	241.6	241.6	241.6	241.6	241.6	241.6	241.6	241.6	241.6	241.6	0.4	0.4
2,5°	241.3	240.5	242.5	240.1	240.5	238.9	241.6	240.1	240.9	241.1	242.6	2.9	3.3
5,0°	232.5	230.0	225.5	221.8	226.5	227.3	225.3	224.8	224.3	223.2	221.9	5.8	9.1
7,5°	228.8	226.5	219.5	220.7	219.6	217.7	217.0	215.7	214.0	216.2	214.1	8.8	17.9
10,0°	221.8	216.9	211.2	208.7	206.8	206.5	210.1	210.0	211.5	208.9	215.3	11.8	29.6
12,5°	221.7	219.0	212.0	208.5	206.1	204.8	203.5	204.8	201.1	201.1	201.2	14.8	44.4
15,0°	211.3	207.1	204.4	200.9	196.2	194.7	186.5	183.8	185.7	182.0	180.8	17.4	61.9
17,5°	206.3	200.6	196.9	186.4	183.3	178.8	172.8	169.8	169.5	171.3	167.7	20.1	82.0
20,0°	201.6	192.2	182.0	171.8	168.4	169.4	161.9	159.0	152.8	148.9	148.7	22.6	104.6
22,5°	189.5	176.3	168.2	165.5	154.6	153.5	147.6	143.0	146.7	143.6	139.5	25.0	129.6
25,0°	184.5	169.4	158.8	149.7	145.1	148.3	144.2	138.2	133.4	130.4	128.2	27.4	157.0
27,5°	173.0	162.7	150.4	149.3	152.3	145.3	136.2	132.8	127.0	122.5	119.2	30.2	187.2
30,0°	162.4	143.6	144.2	152.2	146.6	139.1	131.5	121.9	116.8	109.9	110.0	32.9	220.1
32,5°	151.4	142.8	146.9	152.1	141.3	130.1	121.6	111.3	102.8	98.5	94.4	36.1	256.2
35,0°	140.7	148.0	157.5	143.3	130.4	119.8	107.6	101.9	94.1	89.2	89.6	39.0	295.2
37,5°	138.0	151.9	149.9	134.8	118.8	107.3	100.5	88.0	82.4	76.3	72.6	41.9	337.1
40,0°	134.4	154.1	135.3	122.6	107.1	94.1	82.6	75.7	70.2	69.0	67.6	44.8	381.9
42,5°	138.4	139.5	121.1	109.8	93.4	82.5	71.8	67.9	67.8	68.3	64.3	47.4	429.2
45,0°	135.6	129.0	109.2	95.4	84.3	74.3	65.8	66.7	65.5	64.6	65.4	48.8	478.1
47,5°	125.8	116.1	98.6	83.3	73.0	64.2	64.1	63.7	65.2	64.9	63.6	49.6	527.7
50,0°	107.6	99.0	88.5	78.2	64.9	64.1	63.1	62.8	63.9	65.5	68.4	50.0	577.6
52,5°	82.9	78.7	77.0	68.7	62.1	60.2	64.1	62.3	63.2	61.5	60.9	49.5	627.1
55,0°	64.7	64.0	67.3	59.9	58.1	58.2	61.6	60.8	61.2	59.8	60.3	48.5	675.6
57,5°	53.0	55.4	58.6	53.2	55.7	56.3	57.2	58.4	55.2	57.5	58.2	47.1	722.8
60,0°	49.5	48.0	49.5	47.1	48.3	48.9	50.3	49.9	51.1	50.6	52.4	45.5	768.2
62,5°	42.5	42.0	42.1	39.9	42.7	41.6	42.2	42.0	42.4	42.1	39.2	43.6	811.9
65,0°	40.5	35.1	38.1	36.5	35.7	35.7	33.2	31.9	31.9	30.6	32.6	41.7	853.6
67,5°	33.0	31.2	36.8	31.9	30.2	29.8	27.8	24.5	24.4	22.9	23.8	39.4	892.9
70,0°	29.7	26.8	31.6	27.6	24.7	23.0	20.2	19.4	17.5	17.6	16.9	35.6	928.5
72,5°	23.8	22.1	24.3	22.0	18.8	15.9	14.1	13.3	12.0	11.5	10.8	29.6	958.2
75,0°	17.8	15.2	17.8	16.9	13.4	11.6	9.2	7.4	6.2	5.9	5.9	21.6	979.7
77,5°	13.5	11.4	11.0	11.4	10.7	7.7	5.3	3.3	2.5	1.9	1.7	12.8	992.6
80,0°	7.9	5.9	6.5	6.2	5.3	4.4	3.9	1.5	1.0	0.8	0.8	5.5	998.1
82,5°	3.3	2.7	2.5	2.3	2.2	1.7	2.0	0.7	0.3	0.2	0.2	1.5	999.6
85,0°	0.6	0.6	0.5	0.4	0.2	0.2	0.2	0.1	0.0	0.1	0.1	0.3	999.9
87,5°	0.1	0.1	0.0	0.0	0.0	0.0	0.0	0.0	0.0	0.0	0.0	0.1	1000.0
90,0°	0.0	0.0	0.0	0.0	0.0	0.0	0.0	0.0	0.0	0.0	0.0	0.0	1000.0

## Photometric test report

<b>Family</b> Streetlight 21 mini easy LED	<b>Order number: 5XE6C63A08HB</b> <b>EAN: 4058352730485</b>	<b>LP number</b> 59081_817
---	--	-------------------------------

<b>Dimming levels table</b>	environmental temperature: 25°C	<b>siteco</b>
-----------------------------	---------------------------------	---------------

Luminous flux %	Output ECG [%]	Luminous flux [lm]	Power consumption [W] start of lifetime	Power consumption [W] end of lifetime	Power consumption [W] average
100	100	8110	66.0	68.9	67.4
95	94	7727	61.9	64.7	63.3
90	88	7324	57.9	60.5	59.2
85	82	6909	53.9	56.4	55.2
80	76	6486	50.0	52.2	51.1
75	71	6119	46.7	48.8	47.8
70	65	5673	42.9	44.7	43.8
65	60	5291	39.7	41.3	40.5
60	55	4903	36.4	37.9	37.2
55	49	4424	32.7	34.0	33.4
50	44	4017	29.5	30.7	30.1
45	40	3684	27.0	28.0	27.5
40	35	3260	23.9	24.8	24.4
35	30	2825	20.7	21.6	21.2
30	26	2472	18.3	18.9	18.6
25	21	2023	15.1	15.7	15.4
20	17	1656	12.7	13.2	13.0
15	12	1190	9.7	10.0	9.8
14	11	1096	9.1	9.4	9.2

<b>Dimming levels table</b>	environmental temperature: 5°C
-----------------------------	--------------------------------

Luminous flux %	Output ECG [%]	Luminous flux [lm]	Power consumption [W] start of lifetime	Power consumption [W] end of lifetime	Power consumption [W] average
100	100	8340	66.8	69.7	68.2
95	94	7933	62.6	65.5	64.0
90	88	7511	58.6	61.2	59.9
85	82	7076	54.6	57.1	55.8
80	77	6708	51.3	53.5	52.4
75	71	6253	47.3	49.4	48.3
70	66	5868	44.1	46.0	45.0
65	60	5397	40.2	41.9	41.0
60	55	4996	36.9	38.4	37.6
55	50	4586	33.8	35.1	34.4
50	45	4169	30.5	31.8	31.2
45	40	3744	27.4	28.4	27.9
40	35	3311	24.2	25.1	24.6
35	31	2957	21.7	22.5	22.1
30	26	2507	18.5	19.2	18.8
25	21	2050	15.4	16.0	15.7
20	17	1677	12.9	13.4	13.2
14	12	1204	9.8	10.1	10.0
13	11	1109	9.2	9.5	9.4

## Photometric test report

<b>Family</b> Streetlight 21 mini easy LED	<b>Order number: 5XE6C63A08HB</b> <b>EAN: 4058352730485</b>	<b>LP number</b> <b>59081_817</b>
---	--	--------------------------------------

<b>Dimming levels table</b>	environmental temperature: 15°C	<b>sITeco</b>
-----------------------------	---------------------------------	---------------

Luminous flux %	Output ECG [%]	Luminous flux [lm]	Power consumption [W] start of lifetime	Power consumption [W] end of lifetime	Power consumption [W] average
100	100	8230	66.4	69.3	67.8
95	94	7834	62.3	65.1	63.7
90	88	7422	58.3	60.9	59.6
85	82	6996	54.3	56.7	55.5
80	76	6563	50.4	52.5	51.4
75	71	6189	47.0	49.1	48.0
70	65	5734	43.1	45.0	44.0
65	60	5347	39.9	41.6	40.8
60	55	4951	36.7	38.2	37.4
55	50	4547	33.5	34.9	34.2
50	45	4136	30.3	31.5	30.9
45	40	3716	27.2	28.2	27.7
40	35	3286	24.0	24.9	24.4
35	30	2847	20.8	21.7	21.2
30	26	2490	18.4	19.1	18.8
25	21	2037	15.2	15.8	15.5
20	17	1667	12.8	13.3	13.0
15	12	1198	9.7	10.0	9.8
13	11	1102	9.1	9.5	9.3

**Photometric test report**

<b>Family</b> Streetlight 21 mini easy LED	<b>Order number: 5XE6C63A08HB</b> <b>EAN: 4058352730485</b>	<b>LP number</b> <b>59081_817</b>
---	--	--------------------------------------

**Luminousfluxs table** **sITeco**

Temperature °C	Luminous flux lm	Power consumption W
25.0	8110.0	66.0
5.0	8340.0	66.8
15.0	8230.0	66.4