
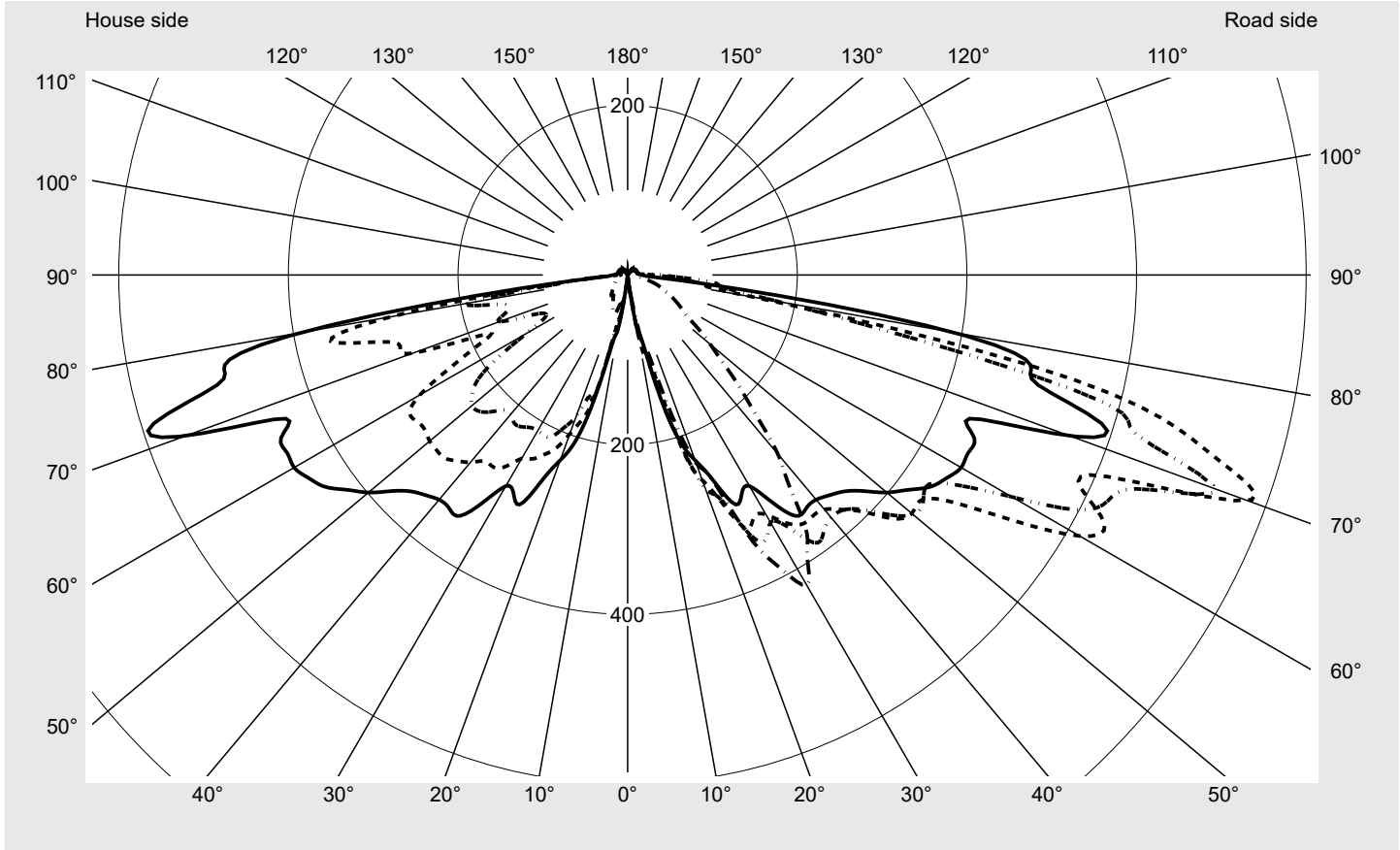


Photometric test report

Family CITY-LIGHT 400 LED	Order number: 5XA5305NF14HP EAN: 4058352836101	LP number 58724_39
	Version post-top- or mounting to wall arm Optic asymmetric, extremely wide distribution (P1.0a) Cover cover transparent, PMMA Lamps LED 2700 K CRI ≥ 70 Controlgear ECG SITECO iQ Rated values Net luminous flux = 4210 lm Power consumption = 33.6 W Luminous efficacy = 125.3 lm/W	serial documentation 04.11.2022



Luminous intensity in cd/klm C180-0 C190-10 C195-15 C270-90 **Imax: 778 cd/klm**



Luminaire output ratios	
Eta	100.0%
Eta 0° - 90°	94.5%
Eta 90° - 180°	5.5%

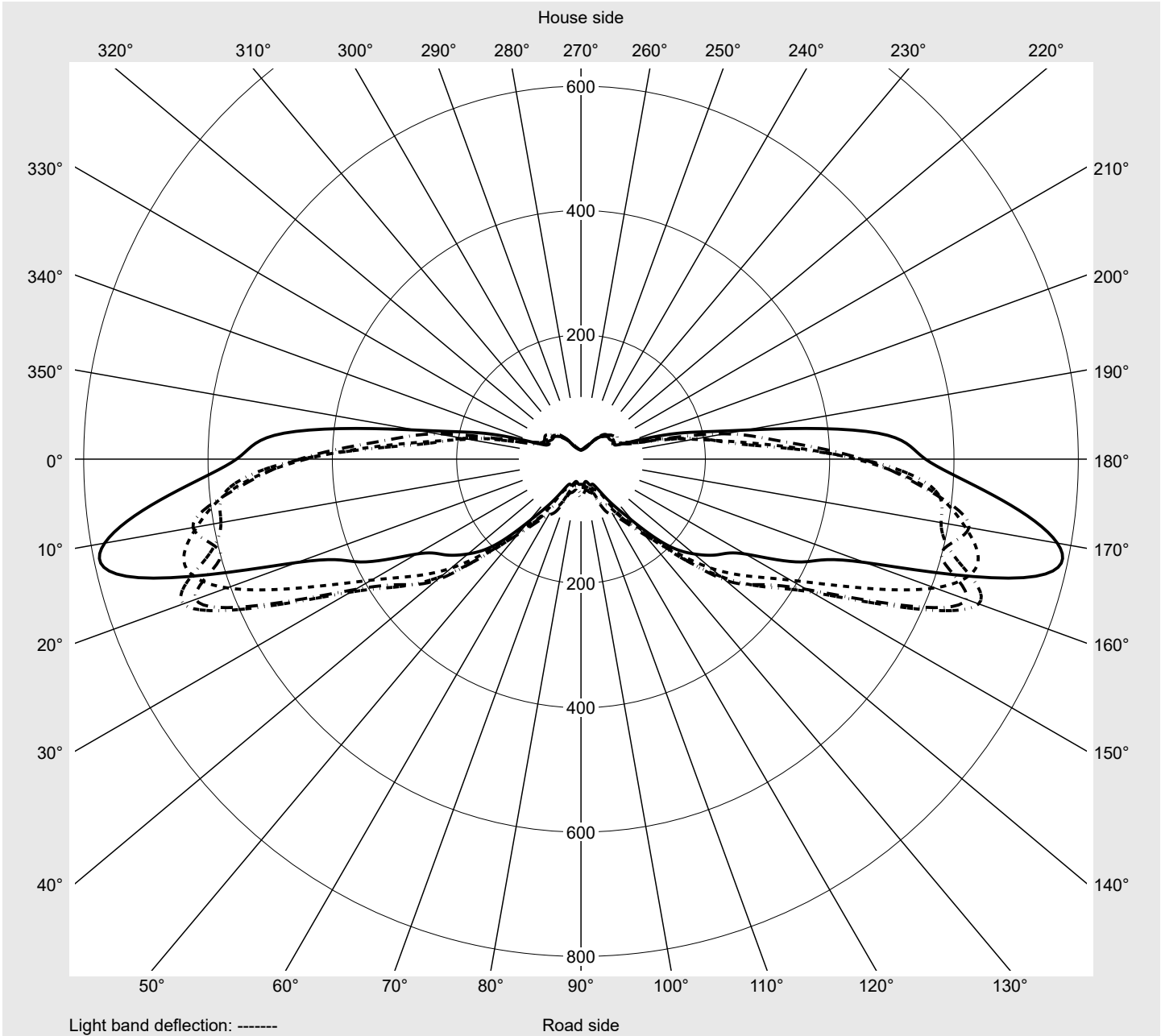
Luminous intensity class acc. to EN13201-2	
Class:	---
Imax 70°	778.1
Imax 80°	390.6
Imax 90°	41.1
Imax >90°	22.0
Imax >95°	12.4

Measurement conditions
DIN EN 13032 and DIN 5032

Photometric test report

Family CITY-LIGHT 400 LED	Order number: 5XA5305NF14HP EAN: 4058352836101	LP number 58724_39
-------------------------------------	---	------------------------------

Envelope curve in cd/klm **KMK 70°** **KMK 67.5°** **KMK 65°** **KMK 62.5°** **siteco**



Photometric test report

Family CITY-LIGHT 400 LED	Order number: 5XA5305NF14HP EAN: 4058352836101	LP number 58724_39
Table of values for luminous intensities		Maximum luminous intensity
siteco		

C-planes	0° 180°	5° 175°	10° 170°	15° 165°	20° 160°	25° 155°	30° 150°	35° 145°	40° 140°	45° 135°	50° 130°	55° 125°	60° 120°
γ	Luminous intensity in cd/klm												
0,0°	1.0	1.0	1.0	1.0	1.0	1.0	1.0	1.0	1.0	1.0	1.0	1.0	1.0
2,5°	1.1	1.2	1.2	1.2	1.2	1.2	1.2	1.2	1.2	1.1	1.2	1.1	1.2
5,0°	2.5	2.5	2.7	2.3	2.5	2.3	2.5	2.1	2.5	2.1	2.5	2.1	2.5
7,5°	14.5	11.3	13.5	9.6	12.4	9.4	11.0	7.3	8.9	6.7	7.6	6.0	8.5
10,0°	64.7	69.3	72.3	68.4	67.0	54.0	49.1	35.3	29.9	22.7	17.4	18.1	23.4
12,5°	81.3	86.6	101.2	82.4	93.4	100.4	104.7	81.3	84.9	54.9	56.5	60.4	67.5
15,0°	151.3	127.6	118.3	148.1	153.9	142.1	149.2	112.3	126.0	140.1	165.6	147.7	159.6
17,5°	206.2	209.4	217.5	213.3	218.3	184.4	188.5	200.9	206.6	179.8	175.6	169.5	196.8
20,0°	232.4	241.1	257.4	268.2	244.7	246.2	255.8	251.4	272.5	244.1	243.6	257.9	252.8
22,5°	260.2	274.2	290.5	285.6	293.2	296.0	299.2	278.7	299.0	296.0	295.1	277.6	271.4
25,0°	298.0	322.8	329.9	334.6	335.2	318.0	322.2	305.8	315.5	301.5	304.9	298.2	307.2
27,5°	291.1	332.9	322.1	352.5	345.3	342.4	346.3	338.0	337.8	312.7	315.0	306.7	304.0
30,0°	287.3	326.0	326.1	336.8	348.1	352.7	361.9	347.6	329.5	303.8	305.4	308.8	295.1
32,5°	318.3	335.4	346.2	352.7	348.3	348.1	359.4	345.6	352.4	319.2	301.5	298.3	278.3
35,0°	346.9	366.5	358.6	385.7	378.0	357.5	365.5	348.8	350.8	324.2	303.6	289.1	263.1
37,5°	346.2	370.4	358.4	380.2	391.2	382.5	376.6	364.2	345.8	323.8	286.5	264.7	244.7
40,0°	345.8	366.9	360.7	373.4	383.4	385.7	383.4	363.3	338.2	310.7	264.5	237.7	227.5
42,5°	352.2	371.3	375.2	375.9	379.1	375.2	378.6	354.8	320.8	287.7	247.0	213.6	209.2
45,0°	360.9	387.8	395.2	391.2	391.0	372.7	366.0	344.2	307.2	268.2	225.0	195.2	188.5
47,5°	377.0	412.9	425.2	418.3	414.4	379.3	360.5	334.3	298.7	243.1	195.8	187.8	179.5
50,0°	399.0	427.8	437.4	439.5	439.0	401.6	371.0	329.7	282.6	215.1	171.3	176.8	167.1
52,5°	416.1	440.8	436.0	439.2	450.0	417.4	378.8	329.3	272.6	201.2	153.9	159.4	151.8
55,0°	435.4	468.8	466.3	431.7	439.0	421.5	382.5	328.4	272.8	198.6	151.1	147.2	135.2
57,5°	445.7	507.9	538.2	461.0	464.3	437.8	377.3	334.8	280.4	198.2	152.2	131.8	118.5
60,0°	454.0	550.8	615.3	523.3	543.0	481.0	384.6	341.2	291.6	206.0	161.6	125.1	109.7
62,5°	453.0	558.4	633.7	599.8	659.4	551.0	419.3	352.0	302.8	214.7	158.7	123.8	104.0
65,0°	450.2	571.7	588.2	626.4	680.8	561.2	427.8	357.7	293.7	219.3	153.6	116.0	86.1
67,5°	442.2	563.4	627.5	659.7	605.7	488.2	389.4	327.9	272.8	205.7	143.3	111.6	64.3
70,0°	554.1	665.4	778.1	736.8	486.1	391.5	305.2	268.2	237.2	195.0	131.3	89.3	58.5
72,5°	588.0	735.5	733.8	631.2	439.3	306.7	210.8	181.8	185.5	174.9	116.6	74.2	47.8
75,0°	501.0	537.8	651.2	583.2	295.1	204.3	138.5	127.4	121.7	124.9	85.4	64.7	40.4
77,5°	486.1	396.5	468.6	344.2	201.2	142.8	111.3	109.8	81.3	68.0	42.7	38.8	30.6
80,0°	390.6	266.3	154.3	181.1	129.3	95.5	80.6	76.4	47.7	40.4	30.5	24.6	21.4
82,5°	155.2	126.5	92.7	114.1	93.7	67.3	61.8	51.9	25.5	20.7	17.7	16.5	16.1
85,0°	38.8	48.0	69.3	101.9	72.3	48.7	41.6	31.2	20.2	15.8	14.2	13.3	13.1
87,5°	20.7	32.4	47.7	59.9	41.6	28.3	20.9	19.0	14.7	13.5	12.6	12.2	11.7
90,0°	16.8	20.4	29.8	41.1	22.0	15.8	15.2	12.9	11.7	11.5	11.3	11.3	11.0
92,5°	14.7	15.8	22.0	20.6	14.5	13.1	12.0	11.7	11.3	11.3	11.3	11.0	11.0
95,0°	13.1	13.8	17.4	12.9	12.0	12.0	11.7	11.5	11.3	11.3	11.2	11.0	10.8
97,5°	12.4	12.2	12.0	12.0	11.7	11.7	11.5	11.3	11.2	11.2	11.2	11.0	11.0
100,0°	12.0	12.0	11.9	11.9	11.7	11.5	11.3	11.3	11.2	11.2	11.2	11.0	10.8
102,5°	11.9	11.9	11.7	11.7	11.7	11.5	11.5	11.2	11.2	11.2	11.2	11.0	10.8
105,0°	11.9	11.9	11.9	11.7	11.5	11.3	11.3	11.2	11.2	11.2	11.2	11.2	11.2
107,5°	11.7	11.7	11.7	11.5	11.5	11.5	11.2	11.2	11.2	11.2	11.2	11.2	11.2
110,0°	11.7	11.7	11.7	11.5	11.5	11.5	11.3	11.2	11.3	11.2	11.2	11.3	11.3
112,5°	11.5	11.7	11.5	11.5	11.5	11.5	11.2	11.2	11.3	11.3	11.5	11.3	11.5

Photometric test report

Family CITY-LIGHT 400 LED	Order number: 5XA5305NF14HP EAN: 4058352836101	LP number 58724_39
Table of values for luminous intensities		Maximum luminous intensity

C-planes	65° 115°	70° 110°	75° 105°	80° 100°	85° 95°	90°	185° 355°	190° 350°	195° 345°	200° 340°	205° 335°	210° 330°	215° 325°
γ	Luminous intensity in cd/klm												
0,0°	1.0	1.0	1.0	1.0	1.0	1.0	1.0	1.0	1.0	1.0	1.0	1.0	1.0
2,5°	1.1	1.1	1.1	1.1	1.1	1.1	1.2	1.2	1.2	1.2	1.2	1.2	1.2
5,0°	2.1	2.5	2.3	2.8	2.5	2.8	3.2	3.0	3.9	3.4	4.6	3.5	4.8
7,5°	8.0	10.3	8.5	10.1	8.3	9.9	18.4	14.5	17.9	12.4	12.4	11.0	15.9
10,0°	25.3	37.6	37.9	42.7	37.7	40.0	65.7	50.0	54.2	40.7	36.0	27.1	29.6
12,5°	63.1	69.6	78.1	88.8	82.6	83.3	82.4	67.3	62.7	64.8	65.2	82.2	74.8
15,0°	125.6	119.4	105.2	105.4	92.7	98.5	140.8	143.7	143.1	119.4	126.3	113.7	95.8
17,5°	172.9	174.7	172.4	182.6	174.9	174.0	199.8	179.3	150.2	141.2	147.2	118.5	114.8
20,0°	208.0	219.0	206.4	237.6	233.1	236.3	203.0	199.5	176.4	153.8	152.7	131.1	115.7
22,5°	270.5	262.4	261.3	266.3	275.5	261.5	241.6	221.1	194.2	175.7	162.5	131.1	116.7
25,0°	288.2	300.1	309.0	333.4	336.2	342.6	259.2	233.8	209.8	175.6	158.9	131.8	124.9
27,5°	290.7	300.1	328.6	369.4	409.4	389.4	262.0	244.5	213.3	184.2	158.9	135.2	125.2
30,0°	296.4	306.1	334.1	369.2	421.6	422.3	276.9	249.8	211.9	182.8	166.7	138.2	123.8
32,5°	284.5	307.4	332.9	354.1	402.5	394.0	295.0	267.7	213.3	178.0	170.4	148.8	118.0
35,0°	269.3	284.7	306.8	322.8	365.3	367.1	309.1	276.4	218.4	176.8	171.0	146.3	100.3
37,5°	253.3	264.5	282.7	286.6	314.1	312.5	316.6	276.7	219.8	187.1	169.7	123.1	82.0
40,0°	238.5	240.8	250.7	248.7	273.5	275.7	329.7	288.2	213.8	195.8	156.6	95.8	76.4
42,5°	217.9	219.3	220.2	208.2	225.9	224.3	340.0	297.3	215.6	192.2	127.4	77.9	74.9
45,0°	187.6	191.9	190.6	172.4	183.2	186.4	353.6	305.2	228.2	184.4	93.9	70.9	73.5
47,5°	166.3	163.3	161.7	140.0	147.6	151.6	365.8	305.6	237.7	169.0	77.4	70.3	71.6
50,0°	150.6	139.2	134.5	113.9	118.9	127.2	378.8	304.7	239.3	140.1	74.4	70.0	69.8
52,5°	135.7	119.0	114.3	96.4	101.0	107.0	390.6	301.0	231.0	112.3	77.4	70.3	68.2
55,0°	118.9	99.4	95.1	79.4	81.3	86.5	396.8	302.0	216.0	96.2	78.7	69.8	66.8
57,5°	106.3	83.8	79.2	67.3	68.2	76.5	402.0	304.5	181.6	85.6	76.5	66.3	68.2
60,0°	95.1	71.7	67.9	57.8	60.4	69.1	388.5	282.9	136.9	79.2	70.5	67.0	68.9
62,5°	90.9	62.7	55.4	50.7	54.7	61.3	325.8	234.4	111.1	73.0	66.6	67.3	67.9
65,0°	81.5	56.5	48.7	45.2	49.8	54.2	267.2	192.4	107.5	79.2	60.4	64.3	64.7
67,5°	54.4	48.0	42.7	40.7	44.6	45.7	286.1	183.9	124.5	73.7	56.7	60.4	58.5
70,0°	44.5	44.5	38.4	37.2	40.6	40.4	479.6	269.3	160.5	73.5	59.3	58.6	56.0
72,5°	38.3	37.2	32.6	33.7	35.3	34.0	552.2	281.0	151.8	48.0	49.6	54.0	51.0
75,0°	34.2	35.6	31.5	28.7	28.3	26.6	485.6	304.9	146.9	43.9	44.5	47.1	47.8
77,5°	31.7	29.8	30.6	22.1	20.6	20.2	316.4	358.7	160.5	42.2	39.7	43.0	42.5
80,0°	25.9	21.4	26.0	17.0	16.7	15.9	171.7	283.3	188.8	39.5	34.7	36.7	34.4
82,5°	17.7	16.8	19.1	14.9	14.2	13.5	127.2	118.7	89.1	29.1	29.8	29.1	28.3
85,0°	14.0	14.4	14.2	12.0	11.9	12.0	66.4	48.9	42.9	31.5	25.3	26.0	25.2
87,5°	12.0	11.3	11.3	11.0	11.2	11.0	17.4	17.5	16.7	20.4	22.3	24.3	22.3
90,0°	11.0	11.0	10.8	10.6	10.6	10.6	14.2	13.5	14.9	17.4	20.6	21.3	18.6
92,5°	10.8	10.6	10.6	10.6	10.6	10.6	12.6	12.8	13.8	16.1	17.2	16.7	14.2
95,0°	10.8	10.6	10.6	10.6	10.6	10.6	12.0	12.2	12.6	13.1	12.8	12.2	11.0
97,5°	10.8	10.6	10.6	10.6	10.6	10.6	11.9	11.7	11.3	11.3	11.0	10.6	10.3
100,0°	10.8	10.6	10.8	10.6	10.6	10.6	11.7	11.7	11.3	11.2	10.8	10.6	10.5
102,5°	10.8	10.8	10.8	10.6	10.6	10.6	11.7	11.5	11.3	11.2	10.8	10.6	10.3
105,0°	11.2	10.8	10.8	10.6	10.6	10.6	11.5	11.5	11.2	11.2	10.6	10.5	10.5
107,5°	11.0	11.0	11.0	10.8	10.6	11.0	11.7	11.5	11.3	11.2	10.8	10.6	10.5
110,0°	11.0	11.0	11.0	10.6	10.6	10.6	11.5	11.5	11.2	11.2	10.6	10.5	10.5
112,5°	11.2	11.2	11.0	10.8	10.6	10.6	11.5	11.5	11.0	11.2	10.6	10.8	10.5

Photometric test report

Family CITY-LIGHT 400 LED	Order number: 5XA5305NF14HP EAN: 4058352836101	LP number 58724_39
Table of values for luminous intensities		Maximum luminous intensity
		siteco

C-planes	220° 320°	225° 315°	230° 310°	235° 305°	240° 300°	245° 295°	250° 290°	255° 285°	260° 280°	265° 275°	270°	Phi-zone	Total Phi-zone
γ	Luminous intensity in cd/klm											Luminous flux in lm/klm	
0,0°	1.0	1.0	1.0	1.0	1.0	1.0	1.0	1.0	1.0	1.0	1.0	0.0	0.0
2,5°	1.2	1.2	1.2	1.2	1.2	1.2	1.2	1.1	1.1	1.1	1.1	0.0	0.0
5,0°	3.9	5.3	5.0	6.6	5.1	6.2	5.0	6.0	4.6	5.7	4.3	0.1	0.1
7,5°	15.4	19.3	21.1	23.4	25.2	25.9	22.9	25.5	23.0	26.2	24.4	0.5	0.6
10,0°	25.0	27.6	27.8	34.2	33.5	31.9	30.6	30.1	29.9	30.5	31.9	1.9	2.5
12,5°	66.8	71.6	60.9	54.4	47.1	42.0	37.6	37.4	37.9	35.4	35.1	4.1	6.6
15,0°	85.7	83.6	81.1	85.7	61.5	52.4	43.2	42.7	41.5	39.3	37.2	7.8	14.4
17,5°	92.8	83.8	72.1	79.2	58.6	51.2	49.2	45.7	44.8	43.9	47.5	12.0	26.4
20,0°	98.7	91.8	90.5	91.2	78.7	58.6	46.2	41.5	42.3	44.3	46.8	16.5	42.8
22,5°	106.5	95.1	87.0	85.4	69.6	56.3	47.7	41.1	40.9	44.3	45.0	20.8	63.6
25,0°	107.5	91.9	77.2	66.8	56.2	47.8	45.0	40.4	39.9	40.7	40.4	25.0	88.6
27,5°	110.9	82.4	65.4	52.4	47.8	44.5	41.8	37.7	36.0	37.0	36.8	28.3	116.8
30,0°	93.2	62.9	52.3	48.7	48.7	45.9	42.2	37.2	34.2	34.5	34.0	30.6	147.4
32,5°	83.3	64.8	57.6	54.0	48.9	43.0	38.6	34.5	30.5	32.1	31.9	33.0	180.5
35,0°	76.5	69.6	63.4	57.9	53.1	46.6	40.0	34.9	30.3	30.3	29.1	35.3	215.8
37,5°	73.5	68.4	62.0	56.2	51.7	46.1	40.0	34.4	31.4	31.0	30.8	36.5	252.3
40,0°	72.1	66.8	61.3	55.4	50.1	44.5	38.3	33.0	31.0	30.3	30.1	37.1	289.4
42,5°	71.4	66.1	60.9	54.6	49.4	43.0	36.1	30.8	28.5	27.1	27.3	37.3	326.7
45,0°	70.3	65.5	60.9	53.3	46.8	39.9	34.0	29.4	26.6	25.2	25.2	37.6	364.3
47,5°	68.9	64.3	59.7	51.4	44.1	37.4	31.7	27.3	24.3	23.0	23.0	38.3	402.7
50,0°	67.1	62.7	58.5	49.4	42.2	35.4	29.4	25.5	22.3	21.4	21.3	39.0	441.6
52,5°	64.7	60.9	57.2	47.1	39.9	33.1	27.6	23.7	21.1	20.0	19.8	39.4	481.0
55,0°	62.4	59.7	55.8	45.0	37.2	30.8	25.7	22.1	19.7	18.6	18.1	40.0	521.0
57,5°	60.9	57.6	53.9	42.9	34.7	28.9	23.9	20.7	18.6	17.5	17.4	41.4	562.4
60,0°	60.4	57.0	51.2	40.2	32.1	26.6	22.3	19.5	17.7	16.5	16.3	43.7	606.0
62,5°	59.2	56.2	49.2	38.1	29.6	24.6	21.3	18.6	16.8	15.8	15.6	45.7	651.7
65,0°	60.2	54.0	46.4	35.8	27.3	23.0	20.0	17.7	16.1	15.2	14.9	45.6	697.2
67,5°	58.5	53.3	43.9	36.7	26.0	21.8	19.3	17.2	15.8	14.9	14.5	44.4	741.7
70,0°	55.8	51.6	46.4	39.0	26.9	20.7	18.2	16.5	15.6	14.5	14.2	47.2	788.8
72,5°	51.4	44.8	38.8	31.2	24.8	19.1	17.2	15.6	14.7	13.8	13.1	44.2	833.0
75,0°	46.6	36.1	35.4	24.4	21.4	17.5	16.1	14.7	13.8	12.8	12.0	36.9	869.9
77,5°	40.9	32.4	28.5	21.8	19.3	16.5	15.1	13.8	12.9	11.9	11.3	28.9	898.8
80,0°	31.2	25.9	23.6	20.9	18.4	15.8	14.4	12.9	12.0	11.3	10.6	19.8	918.6
82,5°	24.4	22.0	19.7	19.7	17.2	14.9	13.6	12.2	11.5	10.8	10.3	11.9	930.4
85,0°	21.3	18.6	18.1	16.8	15.9	13.8	12.8	11.7	11.0	10.5	9.6	7.8	938.2
87,5°	18.6	15.4	14.9	14.5	13.6	12.2	11.7	10.6	10.5	9.7	9.2	5.1	943.3
90,0°	16.1	13.1	12.0	11.3	11.2	10.5	10.6	10.1	9.7	9.0	8.1	4.0	947.3
92,5°	12.9	11.2	10.6	10.1	9.7	9.6	9.4	9.0	9.0	8.7	7.8	3.4	950.7
95,0°	10.6	10.1	9.9	9.6	9.4	9.4	9.2	9.0	8.9	8.7	7.8	3.1	953.8
97,5°	10.1	9.9	9.7	9.6	9.4	9.4	9.4	9.0	8.9	8.7	7.8	2.9	956.7
100,0°	10.1	9.9	9.9	9.7	9.4	9.4	9.4	9.2	9.0	8.9	8.1	2.9	959.6
102,5°	10.1	10.1	9.7	9.7	9.7	9.4	9.4	9.4	9.0	8.9	8.1	2.9	962.4
105,0°	10.3	10.1	9.9	9.7	9.7	9.7	9.4	9.4	9.0	9.0	8.1	2.8	965.3
107,5°	10.1	10.1	10.1	9.7	9.9	9.7	9.6	9.4	9.2	9.2	8.1	2.8	968.1
110,0°	10.3	10.1	10.3	9.9	9.9	9.9	9.6	9.4	9.4	9.2	8.5	2.8	970.8
112,5°	10.1	10.1	10.3	9.9	10.1	9.9	9.7	9.6	9.4	8.9	8.1	2.7	973.6

Photometric test report

Family CITY-LIGHT 400 LED	Order number: 5XA5305NF14HP EAN: 4058352836101	LP number 58724_39
-------------------------------------	---	------------------------------

Table of values for luminous intensities	Maximum luminous intensity	siteco
---	-----------------------------------	---------------

C-planes	0° 180°	5° 175°	10° 170°	15° 165°	20° 160°	25° 155°	30° 150°	35° 145°	40° 140°	45° 135°	50° 130°	55° 125°	60° 120°
γ	Luminous intensity in cd/klm												
115,0°	11.5	11.5	11.5	11.5	11.3	11.5	11.2	11.2	11.3	11.2	11.3	11.3	11.3
117,5°	11.5	11.5	11.5	11.5	11.3	11.3	11.2	11.2	11.2	11.3	11.5	11.3	11.3
120,0°	11.2	11.3	11.3	11.3	11.2	11.2	11.2	11.0	11.0	11.2	11.5	11.5	11.3
122,5°	11.2	11.2	11.2	11.2	11.3	11.2	11.2	11.0	11.2	11.2	11.5	11.7	11.3
125,0°	10.8	11.2	11.0	11.2	11.0	11.2	11.0	11.0	11.0	11.2	11.3	11.5	11.3
127,5°	10.8	10.8	10.8	11.0	11.0	11.0	11.0	10.8	10.8	11.0	11.3	11.5	11.3
130,0°	10.8	10.8	10.6	10.6	10.6	10.8	10.6	10.8	10.8	11.0	11.2	11.5	11.3
132,5°	10.5	10.5	10.5	10.5	10.6	10.6	10.6	10.6	10.6	10.6	11.0	11.2	11.0
135,0°	10.1	10.1	10.1	10.3	10.3	10.3	10.5	10.5	10.5	10.6	10.6	11.0	10.8
137,5°	9.9	9.9	9.9	9.9	9.9	10.1	10.1	10.1	10.3	10.3	10.5	10.6	10.5
140,0°	9.4	9.7	9.7	9.7	9.6	9.7	9.7	9.7	9.9	10.1	10.1	10.3	10.3
142,5°	9.0	9.4	9.2	9.2	9.2	9.4	9.4	9.6	9.7	9.7	9.9	10.1	10.1
145,0°	8.9	9.0	9.0	9.0	9.0	9.2	9.2	9.4	9.6	9.6	9.7	9.9	9.7
147,5°	0.0	0.0	0.0	0.0	0.0	0.0	0.0	0.0	0.0	0.0	0.0	0.0	0.0
180,0°	0.0	0.0	0.0	0.0	0.0	0.0	0.0	0.0	0.0	0.0	0.0	0.0	0.0

Photometric test report

Family CITY-LIGHT 400 LED	Order number: 5XA5305NF14HP EAN: 4058352836101	LP number 58724_39
		siteco

C-planes	65° 115°	70° 110°	75° 105°	80° 100°	85° 95°	90°	185° 355°	190° 350°	195° 345°	200° 340°	205° 335°	210° 330°	215° 325°
γ	Luminous intensity in cd/klm												
115,0°	11.2	11.2	11.0	10.6	10.3	10.3	11.3	11.5	11.2	11.2	10.8	10.6	10.5
117,5°	11.3	11.2	11.0	10.6	9.9	9.9	11.3	11.2	11.2	10.8	10.6	10.5	10.5
120,0°	11.3	11.2	11.0	10.5	9.6	9.6	11.2	11.2	10.8	10.8	10.6	10.5	10.3
122,5°	11.3	11.0	11.0	10.1	9.4	9.2	11.0	11.0	10.6	10.8	10.3	10.5	10.1
125,0°	11.2	11.0	10.6	10.1	9.2	9.2	10.6	10.8	10.5	10.5	10.3	10.1	10.1
127,5°	11.2	11.0	10.6	9.9	9.0	8.9	10.6	10.6	10.3	10.5	10.1	10.1	9.7
130,0°	10.8	10.8	10.5	9.6	8.9	8.5	10.5	10.5	10.1	10.3	9.9	9.7	9.6
132,5°	10.8	10.6	10.3	9.0	8.1	7.8	10.3	10.3	10.1	10.1	9.7	9.6	9.4
135,0°	10.6	10.3	9.7	8.1	7.1	6.0	9.9	9.9	9.6	9.7	9.6	9.4	9.2
137,5°	10.3	9.9	9.0	7.1	5.5	3.9	9.7	9.6	9.2	9.4	9.2	9.2	9.0
140,0°	10.1	9.7	8.5	6.2	4.4	3.2	9.4	9.4	8.9	9.2	8.9	8.9	8.5
142,5°	9.9	9.2	7.6	5.8	4.1	2.8	8.9	9.0	8.9	8.9	8.3	8.5	8.1
145,0°	9.7	8.9	7.1	5.1	3.7	2.8	8.9	8.7	8.5	8.5	8.1	8.1	8.1
147,5°	0.0	0.0	0.0	0.0	0.0	0.0	0.0	0.0	0.0	0.0	0.0	0.0	0.0
180,0°	0.0	0.0	0.0	0.0	0.0	0.0	0.0	0.0	0.0	0.0	0.0	0.0	0.0

C-planes	220° 320°	225° 315°	230° 310°	235° 305°	240° 300°	245° 295°	250° 290°	255° 285°	260° 280°	265° 275°	270°	Phi-zone	Total Phi-zone
γ	Luminous intensity in cd/klm											Luminous flux in lm/klm	
115,0°	10.1	10.1	10.3	10.1	10.1	9.9	9.7	9.7	9.4	8.3	7.8	2.7	976.2
117,5°	10.1	10.1	9.9	10.1	10.1	9.9	9.9	9.9	9.2	7.8	7.4	2.6	978.8
120,0°	10.1	9.7	9.9	10.1	9.9	9.9	9.9	9.9	9.2	7.4	7.4	2.5	981.3
122,5°	9.9	9.7	9.9	9.7	9.9	9.9	9.9	9.9	9.0	7.1	7.1	2.4	983.7
125,0°	9.7	9.6	9.6	9.7	9.9	9.9	9.9	9.7	8.7	6.7	7.1	2.3	986.1
127,5°	9.7	9.4	9.4	9.4	9.7	9.7	9.9	9.7	8.7	6.7	6.7	2.2	988.3
130,0°	9.4	9.2	9.2	9.2	9.6	9.6	9.6	9.7	8.3	6.6	6.7	2.1	990.4
132,5°	9.2	9.2	9.0	9.0	9.4	9.4	9.4	9.4	7.8	6.0	6.0	2.0	992.4
135,0°	9.0	8.9	8.7	8.9	8.9	9.0	9.0	8.7	7.1	5.7	5.3	1.8	994.2
137,5°	8.9	8.5	8.5	8.3	8.5	8.5	8.7	8.0	6.4	5.0	4.3	1.7	995.8
140,0°	8.5	8.3	8.3	8.1	8.3	8.3	8.3	7.3	6.0	5.0	4.3	1.5	997.4
142,5°	8.1	8.0	8.0	7.8	7.8	7.8	7.8	6.7	5.7	4.8	4.6	1.4	998.7
145,0°	8.0	7.8	7.8	7.6	7.8	7.4	7.3	6.2	5.5	5.0	4.3	1.3	1000.0
147,5°	0.0	0.0	0.0	0.0	0.0	0.0	0.0	0.0	0.0	0.0	0.0	0.0	1000.0
180,0°	0.0	0.0	0.0	0.0	0.0	0.0	0.0	0.0	0.0	0.0	0.0	0.0	1000.0

Photometric test report

Family CITY-LIGHT 400 LED	Order number: 5XA5305NF14HP EAN: 4058352836101	LP number 58724_39
-------------------------------------	---	------------------------------

Dimming levels table	environmental temperature: 25°C	siteco
-----------------------------	---------------------------------	---------------

Luminous flux %	Dimming level linear	Dimming level logarithmic	Luminous flux [lm]	Power consumption [W] start of lifetime	Power consumption [W] end of lifetime	Power consumption [W] average
100	254	254	4210	33.6	35.9	34.8
95	241	252	3995	31.3	33.5	32.4
90	229	250	3796	29.4	31.4	30.4
85	216	248	3580	27.3	29.2	28.2
80	203	246	3365	25.4	27.1	26.2
75	190	243	3149	23.5	25.1	24.3
70	178	241	2950	21.9	23.3	22.6
65	165	238	2735	20.1	21.4	20.8
60	152	235	2519	18.4	19.5	19.0
55	140	232	2320	16.8	17.9	17.4
50	127	229	2105	15.2	16.2	15.7
45	114	225	1890	13.6	14.5	14.0
40	102	221	1691	12.2	13.0	12.6
35	89	216	1475	10.7	11.3	11.0
30	76	210	1260	9.2	9.7	9.4
25	63	203	1044	7.8	8.2	8.0
20	51	195	845	6.6	6.9	6.8
15	38	184	630	5.2	5.5	5.4
11	28	173	464	4.1	4.4	4.2