

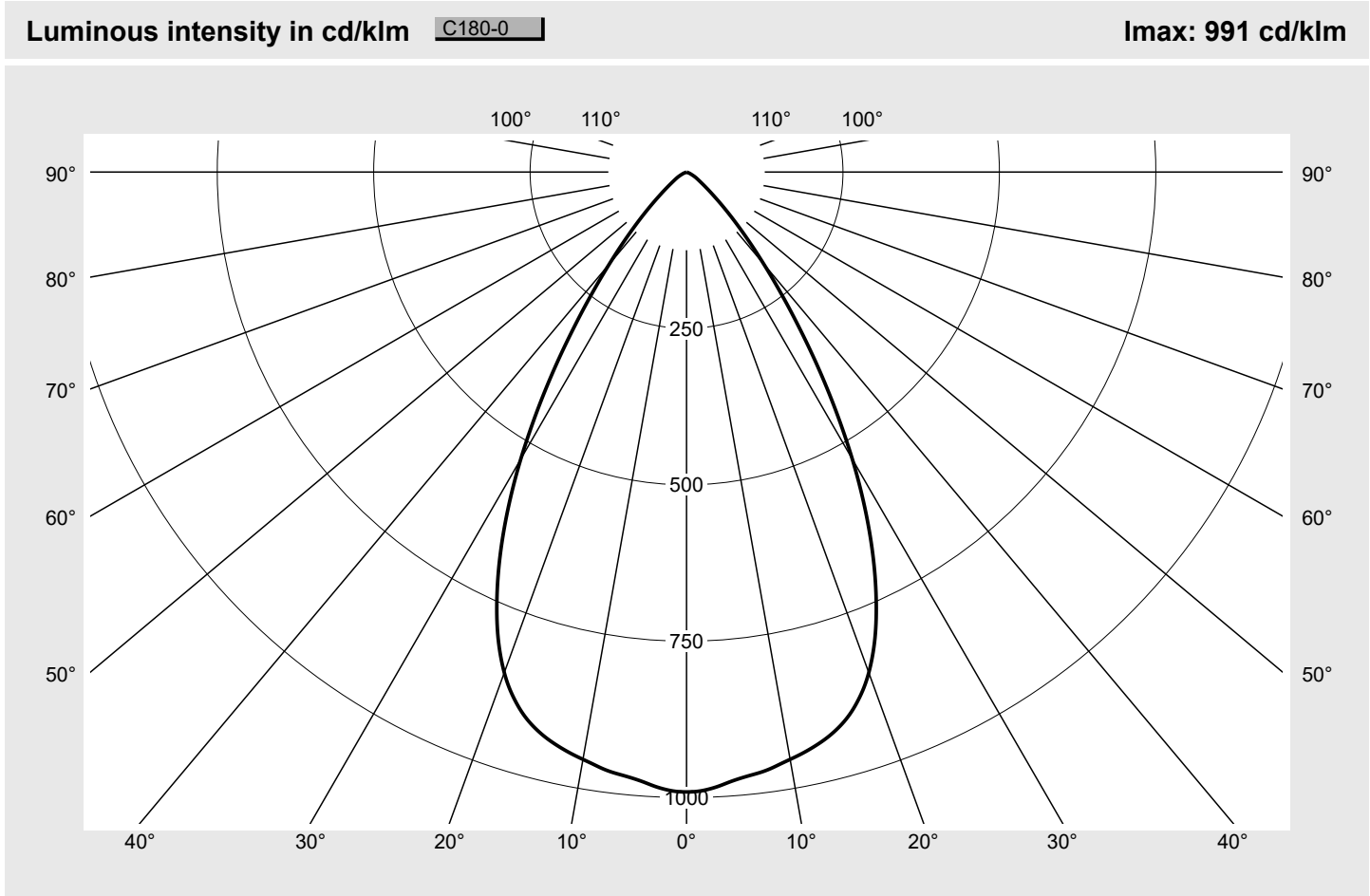


Photometric test report

Family Lunis 21	Order number: 51DB17MD91C EAN: 4058352047941	LP number 59250_9
	Version recessed luminaire, Combined lens and reflector optics, reflector, black, rotationally symmetrical wide distribution, adjustable color temperature: 3000K 4000K 6500K, UGR≤19 (L65≤3000cd/m²)	serial documentation 15.03.2024
	Lamps LED 4000 K CRI ≥ 80	
	Controlgear ECG Multilumen	
	Setting factory setting: DIP-Step=1, colour temperature 4000K	
Rated values Net luminous flux = 1840 lm Power consumption = 12.2 W Luminous efficacy = 150.8 lm/W		



Classifications	
DIN 5040	A 7 0
CIE	N1=90 N2=99 N3=100 N4=100 N5=100

Luminaire light output ratios	
η_{LB}	100.0%
ϕ_u	100.0%
ϕ_o	0.0%

Measurement conditions
DIN EN 13032 and DIN 5032

Photometric test report

Family Lunis 21	Order number: 51DB17MD91C EAN: 4058352047941	LP number 59250_9
---------------------------	---	-----------------------------



Table of values for luminous intensities	Maximum luminous intensity
---	-----------------------------------

C-planes	0°	Phi-zone	Total Phi-zone
γ	Luminous intensity in cd/klm Luminous flux in lm/klm		
0°	991.0	0.2	0.2
1°	990.2	1.9	2.1
2°	987.4	3.8	5.9
3°	983.1	5.6	11.6
4°	977.7	7.5	19.0
5°	973.2	9.3	28.3
6°	969.9	11.1	39.5
7°	967.0	12.9	52.4
8°	963.2	14.7	67.1
9°	958.1	16.4	83.5
10°	953.4	18.2	101.7
11°	948.9	19.9	121.5
12°	943.7	21.5	143.0
13°	938.0	23.1	166.2
14°	931.4	24.7	190.9
15°	923.4	26.2	217.1
16°	913.8	27.6	244.7
17°	902.0	28.9	273.6
18°	887.7	30.1	303.7
19°	871.2	31.1	334.8
20°	851.7	31.9	366.8
21°	829.0	32.6	399.3
22°	803.8	33.0	432.4
23°	775.6	33.2	465.6
24°	745.0	33.2	498.8
25°	712.8	33.0	531.9
26°	678.8	32.6	564.5
27°	643.2	32.0	596.5
28°	606.3	31.2	627.7
29°	568.5	30.2	658.0
30°	529.9	29.1	687.0
31°	490.1	27.7	714.7
32°	450.9	26.2	740.9
33°	412.3	24.6	765.5
34°	374.8	23.0	788.5
35°	338.4	21.3	809.8
36°	304.0	19.6	829.4
37°	272.4	18.0	847.4
38°	243.0	16.4	863.8
39°	216.5	14.9	878.7
40°	191.9	13.5	892.2
41°	170.0	12.2	904.5
42°	149.7	11.0	915.5
43°	131.6	9.8	925.3
44°	115.3	8.8	934.1
45°	100.7	7.8	941.9
46°	87.5	6.9	948.8

C-planes	0°	Phi-zone	Total Phi-zone
γ	Luminous intensity in cd/klm Luminous flux in lm/klm		
47°	75.9	6.1	954.9
48°	65.6	5.3	960.2
49°	56.7	4.7	964.9
50°	49.5	4.2	969.1
51°	43.1	3.7	972.7
52°	37.7	3.3	976.0
53°	33.2	2.9	978.9
54°	29.3	2.6	981.5
55°	26.1	2.3	983.9
56°	23.5	2.1	986.0
57°	21.3	2.0	988.0
58°	19.3	1.8	989.7
59°	17.5	1.6	991.4
60°	15.5	1.5	992.9
61°	13.6	1.3	994.2
62°	11.5	1.1	995.3
63°	9.8	1.0	996.2
64°	8.3	0.8	997.0
65°	7.1	0.7	997.7
66°	6.0	0.6	998.4
67°	5.1	0.5	998.9
68°	4.0	0.4	999.3
69°	2.8	0.3	999.6
70°	1.7	0.2	999.7
71°	1.0	0.1	999.8
72°	0.7	0.1	999.9
73°	0.4	0.0	999.9
74°	0.2	0.0	1000.0
75°	0.0	0.0	1000.0
76°	0.0	0.0	1000.0
77°	0.0	0.0	1000.0
78°	0.0	0.0	1000.0
79°	0.0	0.0	1000.0
80°	0.0	0.0	1000.0
81°	0.0	0.0	1000.0
82°	0.0	0.0	1000.0
83°	0.0	0.0	1000.0
84°	0.0	0.0	1000.0
85°	0.0	0.0	1000.0
86°	0.0	0.0	1000.0
87°	0.0	0.0	1000.0
88°	0.0	0.0	1000.0
89°	0.0	0.0	1000.0
90°	0.0	0.0	1000.0

Photometric test report

Family Lunis 21	Order number: 51DB17MD91C EAN: 4058352047941	LP number 59250_9
---------------------------	---	-----------------------------

UGR-Table	Standard room	siteco
------------------	----------------------	---------------

Reflection factor of ceiling	0.7	0.7	0.5	0.5	0.3	0.7	0.7	0.5	0.5	0.3	
Reflection factor of walls	0.5	0.3	0.5	0.3	0.3	0.5	0.3	0.5	0.3	0.3	
Reflection factor of floor	0.2	0.2	0.2	0.2	0.2	0.2	0.2	0.2	0.2	0.2	
Room dimensions	View crosswise (C0)					View endwise (C90)					
x	y										
2H	2H	18.4	19.6	18.8	20.0	20.3	18.4	19.6	18.8	20.0	20.3
	3H	18.3	19.4	18.7	19.7	20.1	18.3	19.4	18.7	19.7	20.1
	4H	18.2	19.2	18.6	19.6	19.9	18.2	19.2	18.6	19.6	19.9
	6H	18.2	19.0	18.6	19.4	19.8	18.2	19.0	18.6	19.4	19.8
	8H	18.2	19.0	18.7	19.3	19.8	18.2	19.0	18.7	19.3	19.8
	12H	18.2	18.9	18.6	19.3	19.7	18.2	18.9	18.6	19.3	19.7
4H	2H	18.3	19.2	18.7	19.6	20.0	18.3	19.2	18.7	19.6	20.0
	3H	18.1	18.9	18.6	19.3	19.7	18.1	18.9	18.6	19.3	19.7
	4H	18.0	18.7	18.5	19.2	19.6	18.0	18.7	18.5	19.2	19.6
	6H	17.9	18.5	18.4	19.0	19.4	17.9	18.5	18.4	19.0	19.4
	8H	17.9	18.4	18.4	18.9	19.4	17.9	18.4	18.4	18.9	19.4
	12H	17.9	18.3	18.4	18.8	19.3	17.9	18.3	18.4	18.8	19.3
8H	4H	17.9	18.4	18.4	18.9	19.4	17.9	18.4	18.4	18.9	19.4
	6H	17.8	18.2	18.3	18.7	19.2	17.8	18.2	18.3	18.7	19.2
	8H	17.7	18.1	18.2	18.6	19.1	17.7	18.1	18.2	18.6	19.1
	12H	17.7	18.0	18.2	18.5	19.1	17.7	18.0	18.2	18.5	19.1
12H	4H	17.9	18.3	18.4	18.8	19.3	17.9	18.3	18.4	18.8	19.3
	6H	17.8	18.1	18.3	18.6	19.1	17.8	18.1	18.3	18.6	19.1
	8H	17.7	18.0	18.2	18.5	19.1	17.7	18.0	18.2	18.5	19.1

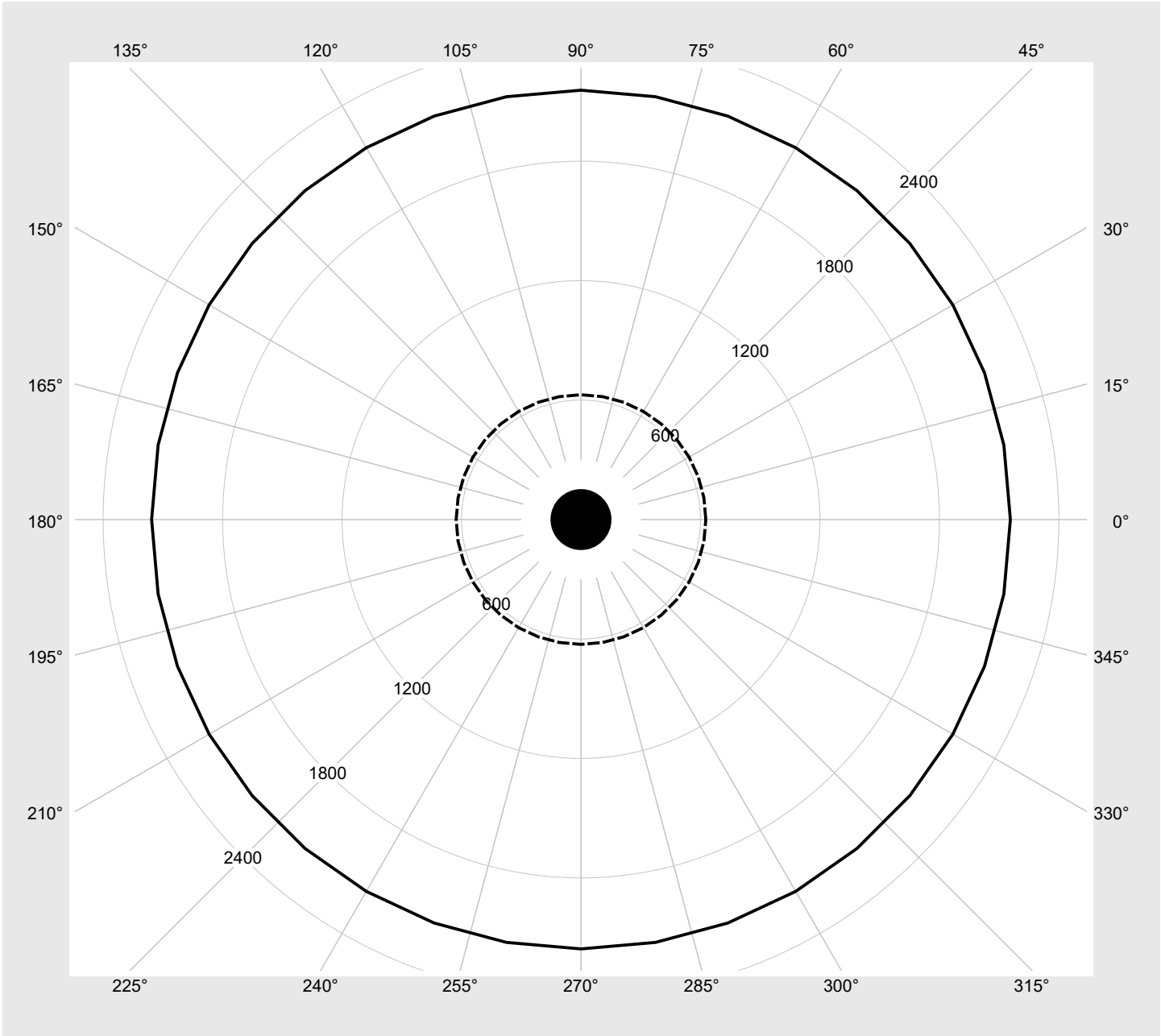
Luminance table	Max. for $\gamma \geq 65^\circ$	Photometric dimensions in mm: D = 135
------------------------	---	--

C-planes	0°
γ	Luminance in cd/m²
45°	18305.4
50°	9894.6
55°	5859.0
60°	3995.0
65°	2156.5
70°	626.9
75°	18.9
80°	13.3
85°	28.0

Photometric test report


Family Lunis 21	Order number: 51DB17MD91C EAN: 4058352047941	LP number 59250_9
---------------------------	---	-----------------------------

Luminance values in cd/m² γ 65° γ 70° γ 75° γ 80° γ 85° **siteco**



Photometric test report

Family Lunis 21	Order number: 51DB17MD91C EAN: 4058352047941	LP number 59250_9
----------------------------------	---	------------------------------------

Multilumen Table	environmental temperature: 25°C	
-------------------------	---------------------------------	---

DIP-Step	Switch Setting				Luminous flux [lm]	Power consumption [W]
	1	2	3	4		
7	OFF	ON	ON	ON	3200	21.7
6	OFF	ON	ON	OFF	3000	20.3
5	OFF	ON	OFF	ON	2860	19.2
4	OFF	ON	OFF	OFF	2660	17.7
3	OFF	OFF	ON	ON	2330	15.5
2	OFF	OFF	ON	OFF	2070	13.7
1	OFF	OFF	OFF	ON	1840	12.2
0	OFF	OFF	OFF	OFF	1580	10.5