

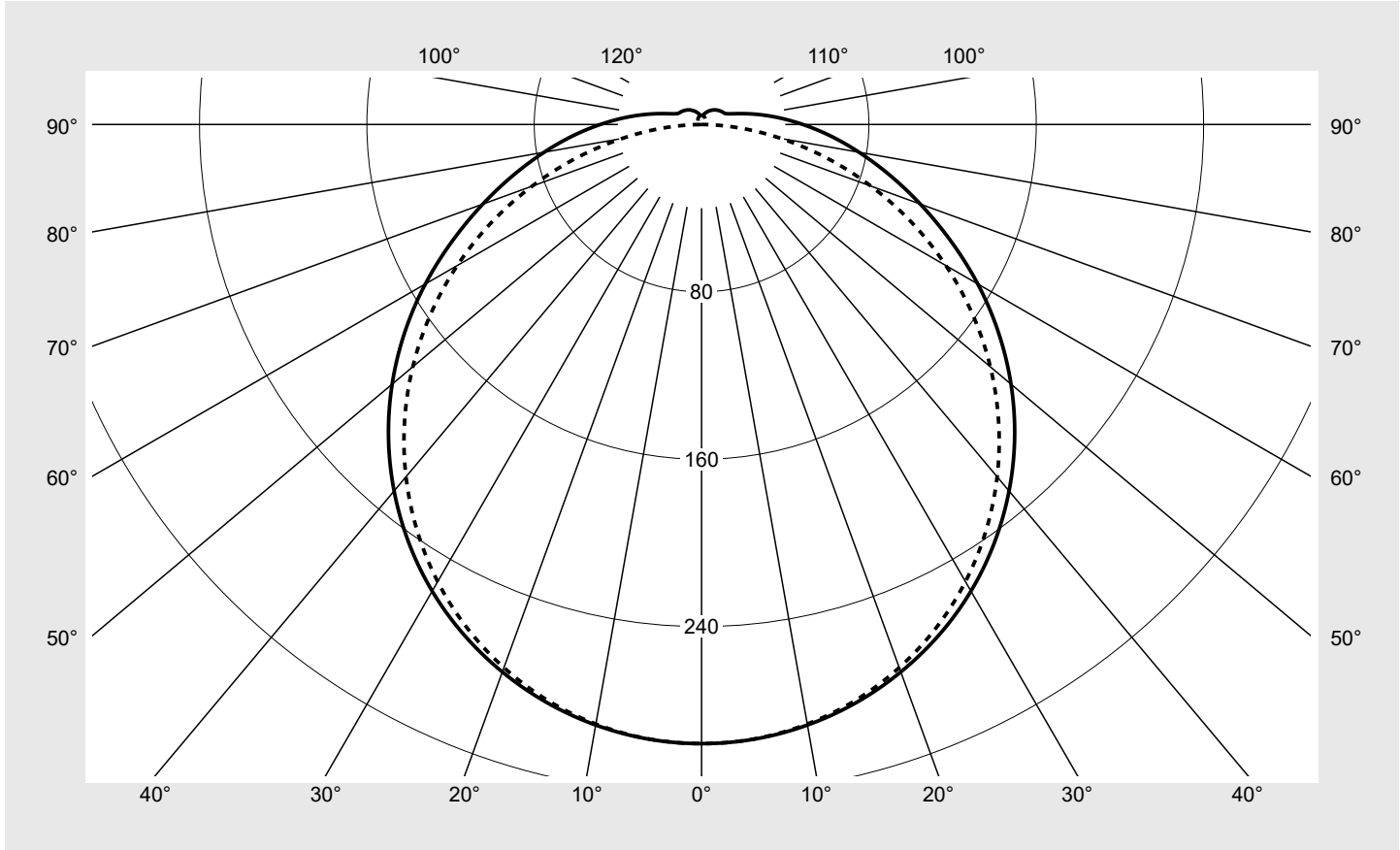


Photometric test report

Family Silhouette® 21	Order number: 51LN12MKM40A EAN: 4058352011546	LP number 59582_1
	Version surface-mounted luminaire, white, diffuser, PMMA, opal, with homogeneous illumination, extremely wide distribution, adjustable color temperature: 3000K 4000K 5000K Lamps LED 4000 K CRI ≥ 80 Controlgear ECG Multilumen Setting factory setting: colour temperature 4000K Rated values Net luminous flux = 5010 lm Power consumption = 34.7 W Luminous efficacy = 144.4 lm/W	serial documentation 14.03.2024 

Luminous intensity in cd/klm C180-0 C270-90 **Imax: 296 cd/klm**



Classifications	
DIN 5040	A 3 1
CIE	N1=43 N2=73 N3=92 N4=94 N5=100

Luminaire light output ratios	
η_{LB}	100.0%
ϕ_u	93.9%
ϕ_o	6.1%

Measurement conditions
DIN EN 13032 and DIN 5032

Photometric test report

Family Silhouette® 21	Order number: 51LN12MKM40A EAN: 4058352011546	LP number 59582_1
Table of values for luminous intensities		Maximum luminous intensity
		sITeco

C-planes γ	0° 180°	15°	30°	45°	60°	75°	90° 270°	Phi-zone	Total Phi-zone
		165° 195° 345°	150° 210° 330°	135° 225° 315°	120° 240° 300°	105° 255° 285°			
Luminous intensity in cd/klm							Luminous flux in lm/klm		
0°	295.9	295.9	295.9	295.9	295.9	295.9	295.9	1.8	1.8
5°	294.8	294.8	294.8	294.8	294.7	294.7	294.7	14.1	15.9
10°	291.5	291.5	291.4	291.2	291.1	291.0	291.0	27.7	43.6
15°	286.0	286.0	285.8	285.5	285.1	284.9	284.9	40.5	84.1
20°	278.5	278.4	277.9	277.3	276.8	276.4	276.3	52.0	136.1
25°	269.0	268.7	268.0	267.0	266.1	265.6	265.4	61.9	197.9
30°	257.6	257.2	256.2	254.8	253.4	252.6	252.3	69.8	267.8
35°	244.0	243.7	242.4	240.6	238.6	237.4	237.0	75.6	343.4
40°	228.7	228.2	226.6	224.4	222.0	220.3	219.8	79.0	422.4
45°	211.7	211.0	209.2	206.5	203.7	201.4	200.8	80.0	502.4
50°	193.1	192.3	190.2	187.0	183.7	181.0	180.2	78.4	580.9
55°	173.2	172.4	169.9	166.3	162.4	159.2	158.1	74.5	655.4
60°	152.5	151.5	148.7	144.5	140.0	136.2	134.9	68.4	723.8
65°	131.3	130.2	126.9	122.2	117.0	112.6	110.8	60.4	784.2
70°	111.3	109.8	105.4	99.6	93.6	88.4	86.2	51.1	835.3
75°	92.9	91.2	86.0	78.5	70.7	64.7	62.0	41.3	876.7
80°	76.4	74.5	68.7	60.2	50.1	42.0	38.6	31.8	908.5
85°	61.7	59.7	53.7	44.6	33.4	22.3	17.3	23.0	931.5
90°	48.4	46.4	40.5	31.6	20.6	9.3	0.5	15.8	947.3
95°	37.0	35.0	29.6	21.4	11.8	3.6	0.6	10.9	958.2
100°	27.5	25.8	21.0	14.1	7.2	3.0	0.8	7.7	965.9
105°	20.0	18.6	14.7	9.9	5.9	2.9	1.1	5.5	971.4
110°	14.9	13.8	11.4	8.5	5.7	3.0	1.4	4.3	975.7
115°	12.5	11.8	10.3	8.2	5.5	3.0	1.6	3.8	979.5
120°	11.7	11.3	10.0	7.7	5.3	3.1	1.8	3.5	983.0
125°	11.1	10.6	9.3	7.1	5.1	3.1	2.0	3.1	986.2
130°	10.5	10.0	8.7	6.8	4.9	3.2	2.2	2.8	989.0
135°	9.8	9.4	8.0	6.3	4.7	3.2	2.4	2.4	991.4
140°	9.1	8.7	7.2	5.9	4.6	3.3	2.7	2.1	993.5
145°	8.3	8.0	6.6	5.5	4.4	3.5	3.0	1.8	995.3
150°	7.5	7.2	6.0	5.1	4.3	3.7	3.3	1.5	996.7
155°	6.8	6.3	5.5	4.8	4.2	3.9	3.6	1.1	997.9
160°	6.0	5.4	4.9	4.5	4.2	4.0	3.8	0.9	998.7
165°	5.3	4.7	4.4	4.4	4.3	4.2	4.1	0.6	999.4
170°	4.8	4.2	4.3	4.3	4.3	4.3	4.2	0.4	999.8
175°	4.4	4.0	4.2	4.3	4.4	4.4	4.4	0.2	1000.0
180°	4.3	4.3	4.3	4.3	4.3	4.3	4.3	0.0	1000.0

Photometric test report

Family Silhouette® 21	Order number: 51LN12MKM40A EAN: 4058352011546	LP number 59582_1
--	--	------------------------------------

UGR-Table	Standard room	siteco
------------------	----------------------	---------------

Reflection factor of ceiling	0.7	0.7	0.5	0.5	0.3	0.7	0.7	0.5	0.5	0.3	
Reflection factor of walls	0.5	0.3	0.5	0.3	0.3	0.5	0.3	0.5	0.3	0.3	
Reflection factor of floor	0.2	0.2	0.2	0.2	0.2	0.2	0.2	0.2	0.2	0.2	
Room dimensions	View crosswise (C0)					View endwise (C90)					
x	y										
2H	2H	19.1	20.9	19.5	21.2	21.5	19.2	20.9	19.5	21.2	21.5
	3H	21.0	22.6	21.3	22.9	23.2	20.9	22.4	21.2	22.8	23.1
	4H	21.8	23.3	22.2	23.7	24.1	21.6	23.1	21.9	23.4	23.8
	6H	22.7	24.1	23.1	24.5	24.8	22.1	23.5	22.5	23.9	24.3
	8H	23.1	24.4	23.5	24.8	25.2	22.3	23.6	22.7	24.0	24.4
	12H	23.5	24.8	24.0	25.2	25.6	22.5	23.7	22.9	24.1	24.5
4H	2H	19.9	21.4	20.3	21.8	22.1	19.9	21.4	20.3	21.8	22.2
	3H	21.9	23.2	22.4	23.6	24.0	21.8	23.1	22.2	23.5	23.9
	4H	23.0	24.1	23.4	24.5	25.0	22.6	23.8	23.1	24.2	24.6
	6H	24.0	25.0	24.4	25.4	25.9	23.3	24.3	23.7	24.8	25.2
	8H	24.5	25.4	24.9	25.9	26.3	23.5	24.5	24.0	25.0	25.4
	12H	25.0	25.8	25.5	26.3	26.8	23.7	24.6	24.2	25.1	25.6
8H	4H	23.4	24.3	23.8	24.8	25.2	23.1	24.0	23.5	24.5	24.9
	6H	24.6	25.4	25.0	25.8	26.3	23.9	24.7	24.4	25.2	25.7
	8H	25.2	25.9	25.7	26.4	26.9	24.2	25.0	24.7	25.4	25.9
	12H	25.9	26.5	26.4	27.0	27.5	24.5	25.1	25.0	25.6	26.2
12H	4H	23.4	24.3	23.9	24.7	25.2	23.2	24.0	23.7	24.5	25.0
	6H	24.7	25.4	25.2	25.9	26.4	24.1	24.8	24.6	25.3	25.8
	8H	25.4	26.0	25.9	26.5	27.0	24.5	25.1	25.0	25.6	26.1

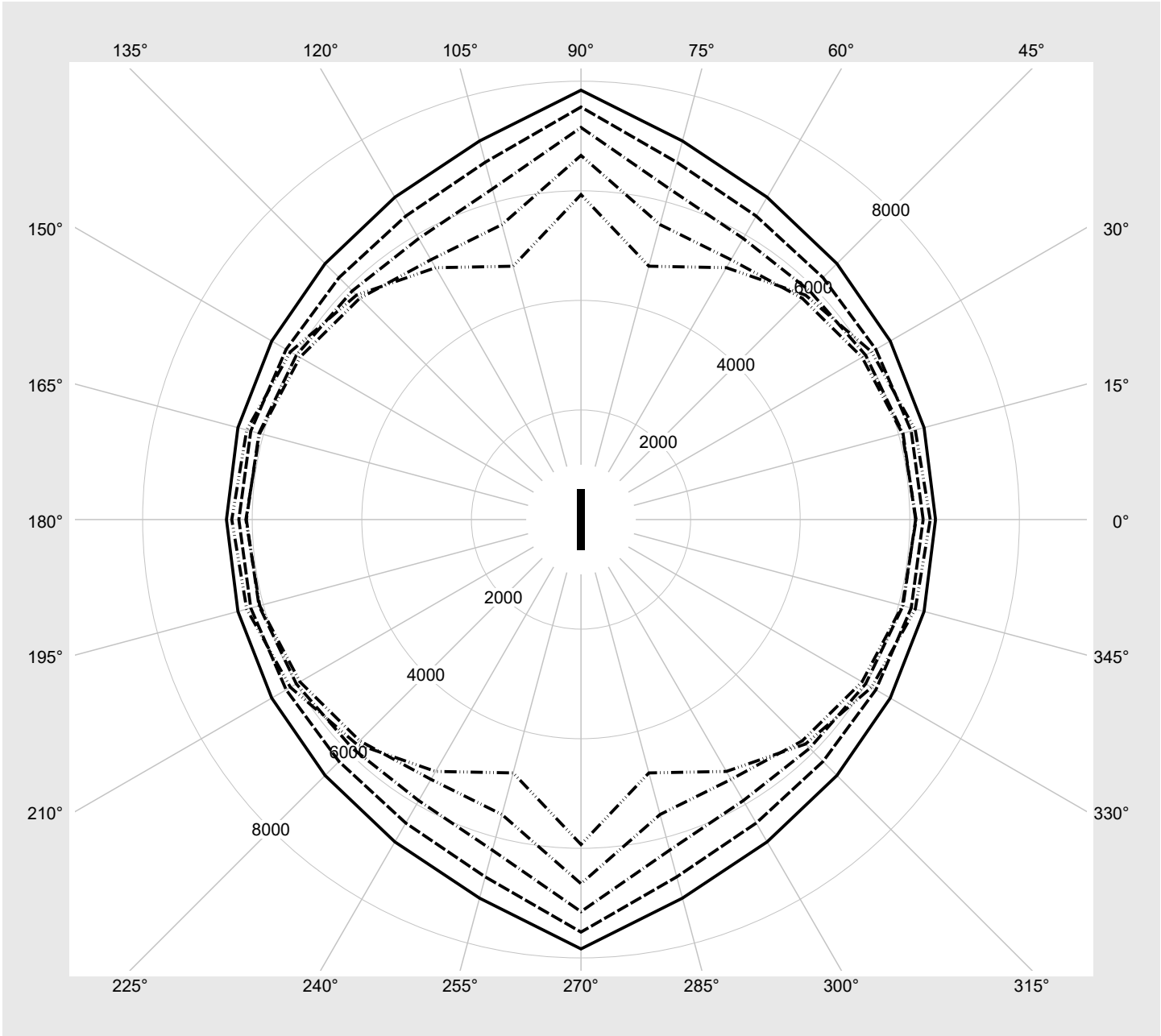
Luminance table	Max. for $\gamma \geq 65^\circ$	Photometric dimensions in mm:	L = 1133	H(C0) = 30	H(C180) = 30
			B = 148	H(C90) = 0	H(C270) = 0

C-planes	γ	Luminance in cd/m ²							
		0° 180°	15° 165° 195° 345°	30° 150° 210° 330°	45° 135° 225° 315°	60° 120° 240° 300°	75° 105° 255° 285°	90° 270°	
45°		7436.5	7457.4	7519.3	7631.3	7814.6	8086.2	8485.1	
50°		7229.4	7248.5	7310.4	7425.0	7617.4	7916.9	8375.8	
55°		6998.3	7017.6	7076.7	7189.0	7389.0	7712.5	8237.0	
60°		6743.6	6762.5	6812.5	6917.0	7114.6	7459.9	8058.6	
65°		6470.3	6481.7	6516.6	6605.3	6793.0	7153.3	7836.1	
70°		6244.4	6239.0	6213.6	6245.0	6395.8	6751.3	7528.8	
75°		6107.2	6083.7	5998.2	5902.6	5923.1	6247.4	7155.6	
80°		6115.4	6070.8	5923.2	5711.3	5475.9	5573.4	6645.2	
85°		6373.2	6315.7	6123.4	5793.4	5307.8	4787.0	5930.2	

Photometric test report

Family Silhouette® 21	Order number: 51LN12MKM40A EAN: 4058352011546	LP number 59582_1
--	--	------------------------------------

Luminance values in cd/m² γ 65° γ 70° γ 75° γ 80° γ 85° **siteco**



Photometric test report

Family Silhouette® 21	Order number: 51LN12MKM40A EAN: 4058352011546	LP number 59582_1
--	--	------------------------------------

Multilumen Table	environmental temperature: 25°C	
-------------------------	---------------------------------	---

DIP-Step	Switch Setting			Luminous flux [lm]	Power consumption [W]
	1	2	3		
4	OFF	OFF	ON	2930	20.2
2	OFF	ON	OFF	3540	24.2
1	ON	OFF	OFF	4250	29.2
0	OFF	OFF	OFF	5010	34.7