

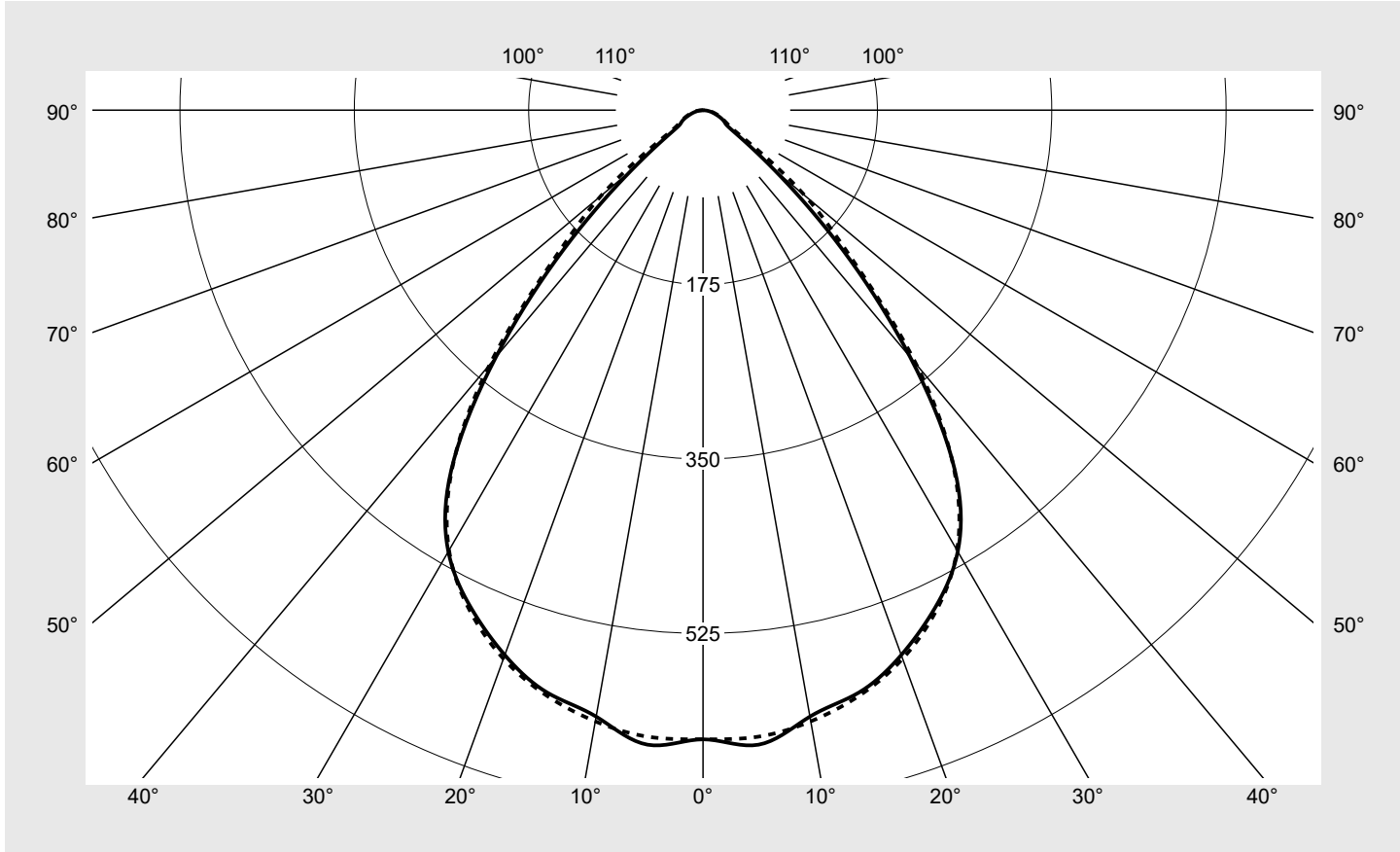


Photometric test report

Family Silica® 21	Order number: 51MX23DC4AWB EAN: 4058352905333	LP number 59330_240
	Version surface-mounted luminaire, with homogeneous illumination, prismatic cover, direct distribution, extremely wide distribution, UGR≤19 (L65≤3000cd/m²)	serial documentation 02.08.2023
	Lamps LED 4000 K CRI ≥ 80	
	Controlgear ECG-DALI	
Rated values Net luminous flux = 8200 lm Power consumption = 58.2 W Luminous efficacy = 140.9 lm/W		

Luminous intensity in cd/klm C180-0 C270-90 Imax: 642 cd/klm



Classifications	
DIN 5040	A 6 0
CIE	N1=78 N2=96 N3=99 N4=100 N5=100

Luminaire light output ratios	
η_{LB}	100.0%
ϕ_u	100.0%
ϕ_o	0.0%

Measurement conditions
 DIN EN 13032 and DIN 5032

Photometric test report

Family Silica® 21	Order number: 51MX23DC4AWB EAN: 4058352905333	LP number 59330_240
Table of values for luminous intensities		Maximum luminous intensity
		siteco

C-planes γ	0° 180°	15°	30°	45°	60°	75°	90° 270°	Phi-zone	Total Phi-zone
		165° 195° 345°	150° 210° 330°	135° 225° 315°	120° 240° 300°	105° 255° 285°			
Luminous intensity in cd/klm								Luminous flux in lm/klm	
0°	631.2	631.2	631.2	631.2	631.2	631.2	631.2	3.8	3.8
5°	639.0	636.9	635.8	640.8	642.0	634.8	631.1	30.5	34.2
10°	617.8	615.8	612.2	616.7	624.6	629.4	622.7	59.0	93.2
15°	604.8	603.1	597.6	597.0	601.6	607.9	607.8	85.4	178.7
20°	581.7	581.2	575.6	575.6	576.2	579.7	585.7	108.5	287.2
25°	550.9	551.4	546.3	545.8	546.2	547.0	553.9	127.0	414.1
30°	511.3	512.1	506.5	506.8	506.5	506.0	509.9	139.2	553.4
35°	440.5	440.8	437.0	438.8	441.2	438.6	439.0	138.1	691.5
40°	323.4	324.8	326.1	329.4	332.6	332.8	333.0	115.9	807.4
45°	198.4	199.0	200.7	203.5	206.3	209.2	212.1	79.1	886.5
50°	93.9	108.5	122.0	111.2	100.2	119.3	133.6	47.2	933.7
55°	37.7	51.0	48.2	55.0	41.5	57.5	53.4	22.4	956.1
60°	25.5	26.5	28.2	26.2	26.1	27.8	29.0	12.8	968.9
65°	21.0	20.8	21.7	21.1	22.1	22.0	22.3	10.7	979.6
70°	15.2	15.5	16.2	16.1	16.4	16.6	17.4	8.3	987.9
75°	10.6	11.0	12.1	11.5	11.8	12.4	12.4	6.2	994.1
80°	6.4	6.8	7.5	8.1	7.5	8.4	8.5	4.1	998.3
85°	2.4	2.5	2.6	3.2	3.5	4.1	4.3	1.7	1000.0
90°	0.0	0.0	0.0	0.0	0.0	0.0	0.0	0.0	1000.0
95°	0.0	0.0	0.0	0.0	0.0	0.0	0.0	0.0	1000.0
100°	0.0	0.0	0.0	0.0	0.0	0.0	0.0	0.0	1000.0
105°	0.0	0.0	0.0	0.0	0.0	0.0	0.0	0.0	1000.0
110°	0.0	0.0	0.0	0.0	0.0	0.0	0.0	0.0	1000.0
115°	0.0	0.0	0.0	0.0	0.0	0.0	0.0	0.0	1000.0
120°	0.0	0.0	0.0	0.0	0.0	0.0	0.0	0.0	1000.0
125°	0.0	0.0	0.0	0.0	0.0	0.0	0.0	0.0	1000.0
130°	0.0	0.0	0.0	0.0	0.0	0.0	0.0	0.0	1000.0
135°	0.0	0.0	0.0	0.0	0.0	0.0	0.0	0.0	1000.0
140°	0.0	0.0	0.0	0.0	0.0	0.0	0.0	0.0	1000.0
145°	0.0	0.0	0.0	0.0	0.0	0.0	0.0	0.0	1000.0
150°	0.0	0.0	0.0	0.0	0.0	0.0	0.0	0.0	1000.0
155°	0.0	0.0	0.0	0.0	0.0	0.0	0.0	0.0	1000.0
160°	0.0	0.0	0.0	0.0	0.0	0.0	0.0	0.0	1000.0
165°	0.0	0.0	0.0	0.0	0.0	0.0	0.0	0.0	1000.0
170°	0.0	0.0	0.0	0.0	0.0	0.0	0.0	0.0	1000.0
175°	0.0	0.0	0.0	0.0	0.0	0.0	0.0	0.0	1000.0
180°	0.0	0.0	0.0	0.0	0.0	0.0	0.0	0.0	1000.0

Photometric test report

Family Silica® 21	Order number: 51MX23DC4AWB EAN: 4058352905333	LP number 59330_240
-----------------------------	----------------------------------------------------------------	-------------------------------

UGR-Table	Standard room	siteco
------------------	----------------------	---------------

Reflection factor of ceiling	0.7	0.7	0.5	0.5	0.3	0.7	0.7	0.5	0.5	0.3	
Reflection factor of walls	0.5	0.3	0.5	0.3	0.3	0.5	0.3	0.5	0.3	0.3	
Reflection factor of floor	0.2	0.2	0.2	0.2	0.2	0.2	0.2	0.2	0.2	0.2	
Room dimensions	View crosswise (C0)					View endwise (C90)					
x	y										
2H	2H	18.4	19.8	18.8	20.1	20.4	18.6	20.0	19.0	20.3	20.6
	3H	18.5	19.7	18.9	20.0	20.4	18.7	19.9	19.1	20.3	20.6
	4H	18.5	19.7	18.9	20.0	20.4	18.8	19.9	19.2	20.3	20.6
	6H	18.6	19.6	19.0	19.9	20.3	18.9	19.9	19.3	20.2	20.6
	8H	18.6	19.5	19.1	19.9	20.3	19.0	19.9	19.4	20.2	20.6
	12H	18.6	19.5	19.1	19.9	20.3	19.0	19.8	19.4	20.2	20.6
4H	2H	18.4	19.5	18.8	19.8	20.2	18.6	19.7	19.0	20.0	20.4
	3H	18.5	19.4	18.9	19.8	20.2	18.7	19.7	19.2	20.0	20.5
	4H	18.6	19.4	19.0	19.8	20.3	18.8	19.7	19.3	20.1	20.5
	6H	18.7	19.4	19.1	19.8	20.3	19.0	19.7	19.4	20.1	20.6
	8H	18.7	19.3	19.2	19.8	20.3	19.0	19.7	19.5	20.1	20.6
	12H	18.7	19.3	19.2	19.7	20.2	19.1	19.7	19.6	20.1	20.6
8H	4H	18.6	19.2	19.1	19.7	20.2	18.8	19.5	19.3	19.9	20.4
	6H	18.7	19.2	19.2	19.7	20.2	19.0	19.5	19.5	20.0	20.5
	8H	18.8	19.2	19.3	19.7	20.2	19.1	19.6	19.6	20.1	20.6
	12H	18.8	19.2	19.3	19.7	20.2	19.2	19.6	19.7	20.1	20.6
12H	4H	18.6	19.1	19.1	19.6	20.1	18.8	19.4	19.3	19.8	20.3
	6H	18.7	19.2	19.3	19.7	20.2	19.0	19.5	19.5	20.0	20.5
	8H	18.8	19.2	19.3	19.7	20.2	19.1	19.5	19.7	20.0	20.6

Luminance table	Max. for $\gamma \geq 65^\circ$	Photometric dimensions in mm:	L = 3000
			B = 50

C-planes	γ	Luminance in cd/m ²							
		0° 180°	15° 165° 195° 345°	30° 150° 210° 330°	45° 135° 225° 315°	60° 120° 240° 300°	75° 105° 255° 285°	90° 270°	
45°		15337.1	15386.8	15516.8	15733.4	15947.7	16176.3	16396.2	
50°		7985.6	9225.1	10377.4	9461.0	8525.0	10144.7	11360.6	
55°		3593.5	4859.8	4595.5	5239.5	3952.2	5476.5	5093.4	
60°		2786.7	2901.2	3078.1	2859.1	2851.3	3042.2	3168.5	
65°		2712.4	2694.8	2807.3	2728.9	2858.0	2844.2	2883.9	
70°		2428.8	2480.0	2581.5	2570.0	2616.8	2647.5	2781.9	
75°		2234.0	2315.3	2548.7	2438.7	2493.0	2614.9	2619.3	
80°		2010.4	2136.0	2358.3	2564.8	2374.0	2654.5	2660.5	
85°		1519.8	1542.4	1645.2	2011.5	2168.3	2548.4	2673.3	

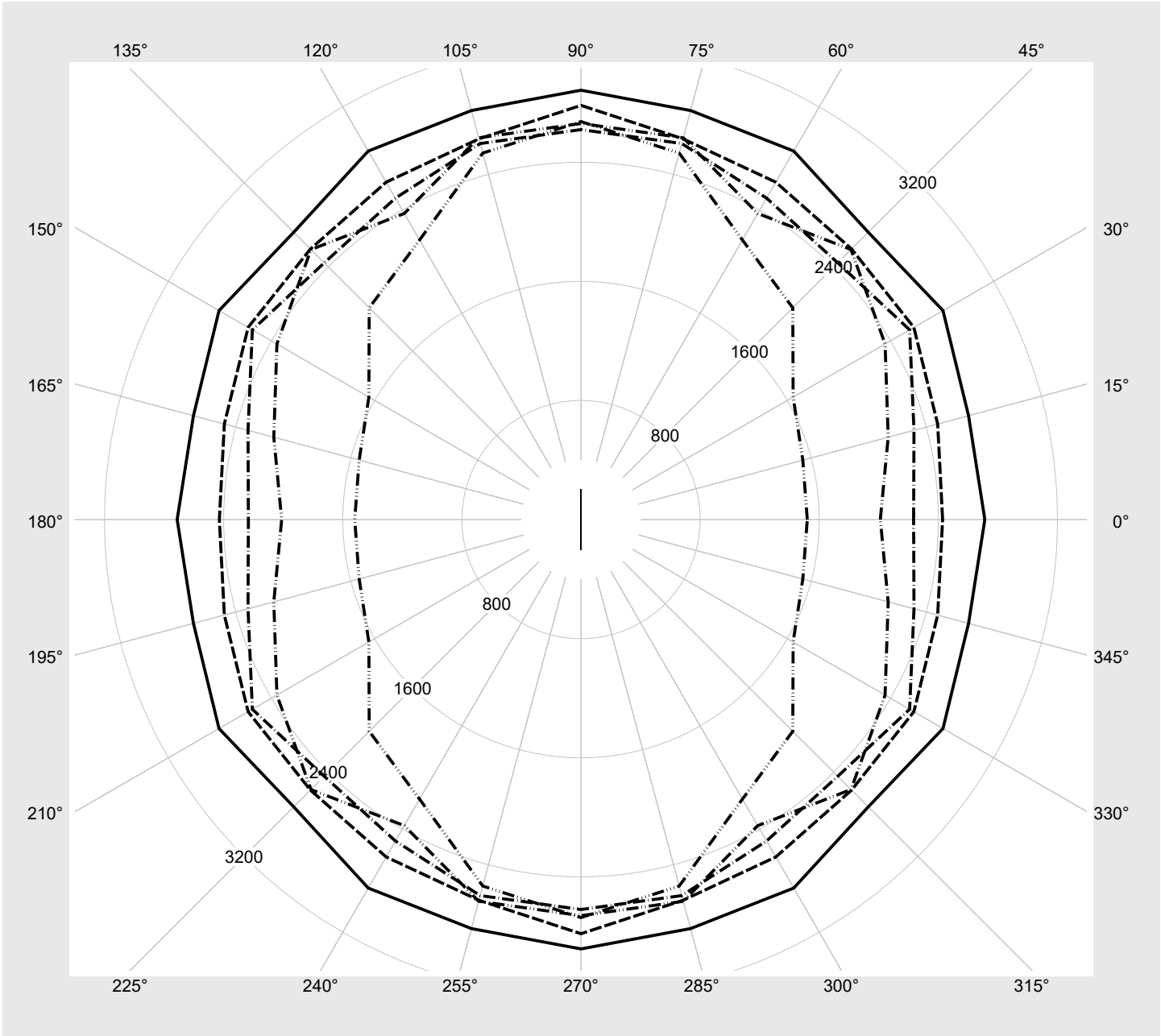
Photometric test report

Family Silica® 21	Order number: 51MX23DC4AWB EAN: 4058352905333	LP number 59330_240
------------------------------------	----------------------------------------------------------------	--------------------------------------



Luminance values in cd/m²

γ 65°
 γ 70°
 γ 75°
 γ 80°
 γ 85°



Photometric test report

Family Silica® 21	Order number: 51MX23DC4AWB EAN: 4058352905333	LP number 59330_240
-----------------------------	----------------------------------------------------------------	--------------------------------------

Dimming levels table	environmental temperature: 25°C	sITeco
-----------------------------	---------------------------------	---------------

Luminous flux %	Dimming level linear	Dimming level logarithmic	Luminous flux [lm]	Power consumption [W]
100	254	254	8200	58.2
95	241	252	7800	55.4
90	227	250	7368	52.3
85	214	248	6963	49.4
80	201	245	6556	46.5
75	188	243	6146	43.7
70	175	240	5734	40.8
65	162	238	5318	38.1
60	150	235	4933	35.4
55	137	231	4515	32.4
50	124	228	4094	29.6
45	112	224	3704	27.0
40	99	219	3279	24.2
35	87	215	2885	21.6
30	74	209	2457	18.9
25	62	202	2060	16.3
20	49	194	1625	13.5
15	37	183	1224	10.9
10	25	169	822	8.5
5	13	145	419	5.8
2	6	117	183	4.2