
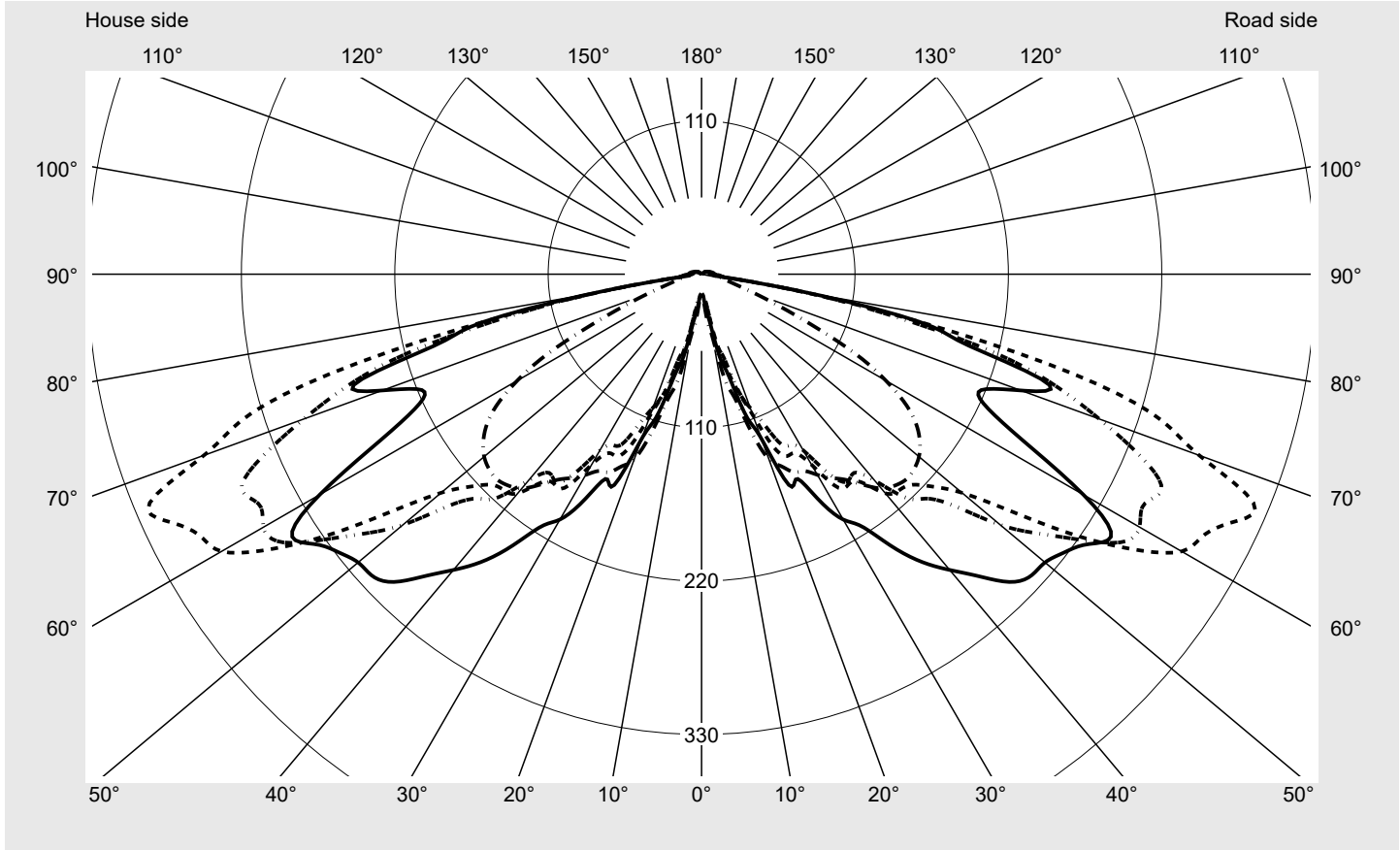


Photometric test report

Family CITY-LIGHT ELEGANCE LED	Order number: 5XA5265CF14H EAN: 4058352834855	LP number 57135_29
		Version post-top- or mounting to wall arm Optic symmetric, wide distribution (PL1.2s) Cover cover transparent, PMMA Lamps LED 2200 K CRI ≥ 70 Controlgear ECG SITECO iQ Rated values Net luminous flux = 2840 lm Power consumption = 23.9 W Luminous efficacy = 118.8 lm/W



Luminous intensity in cd/klm C180-0 C205-25 C210-30 C270-90 **Imax: 428 cd/klm**



Luminaire output ratios

Eta	100.0%
Eta 0° - 90°	97.9%
Eta 90° - 180°	2.1%

Luminous intensity class acc. to EN13201-2

Class:	G3
Imax 70°	379.7
Imax 80°	94.5
Imax 90°	9.7
Imax >90°	6.4
Imax >95°	6.4

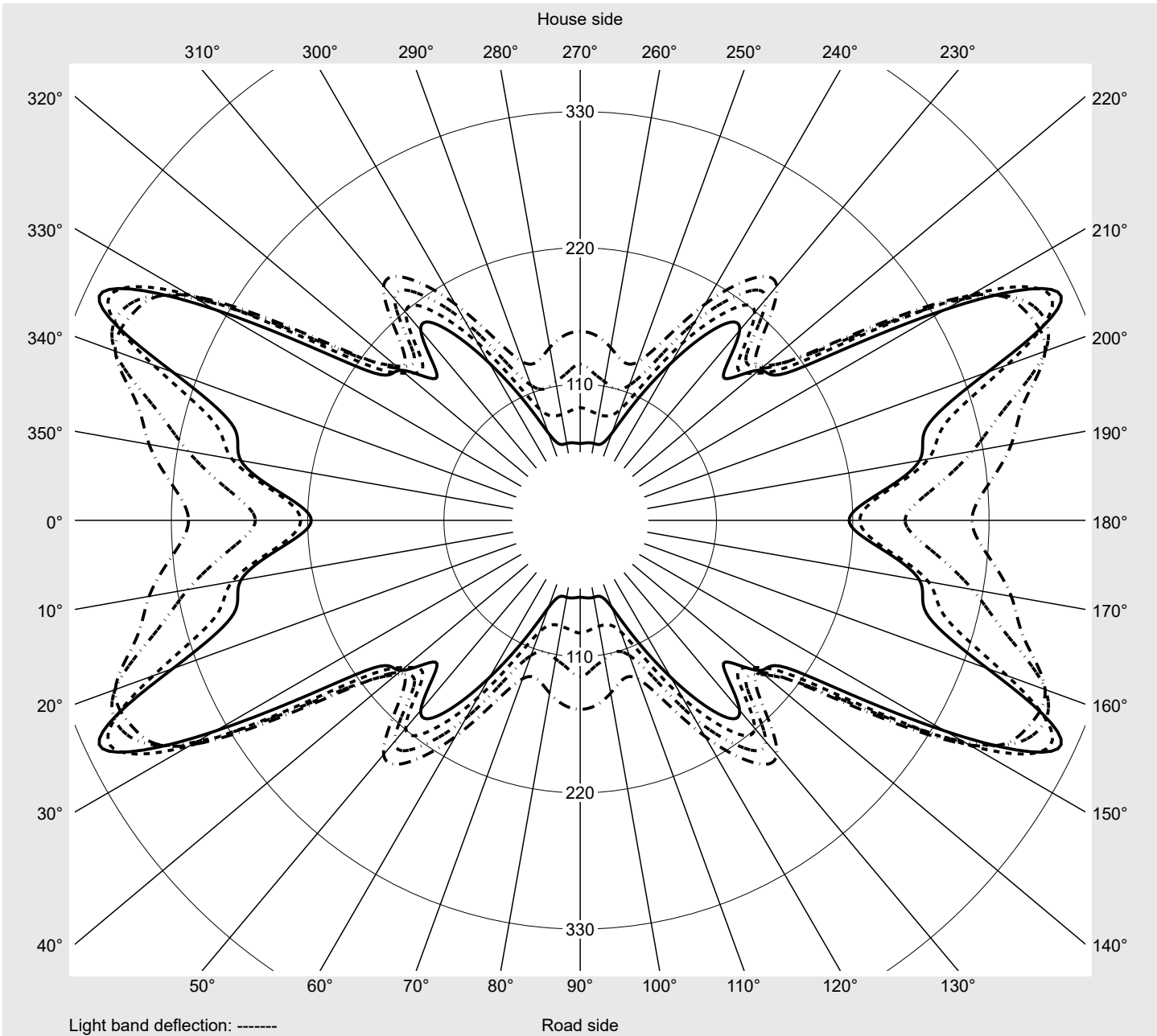
Measurement conditions

DIN EN 13032 and DIN 5032

Photometric test report

Family CITY-LIGHT ELEGANCE LED	Order number: 5XA5265CF14H EAN: 4058352834855	LP number 57135_29
-------------------------------------------------	----------------------------------------------------------------	-------------------------------------

Envelope curve in cd/klm **KMK 67.5°** **KMK 65°** **KMK 62.5°** **KMK 60°** **siteco**



Photometric test report

Family CITY-LIGHT ELEGANCE LED	Order number: 5XA5265CF14H EAN: 4058352834855	LP number 57135_29
Table of values for luminous intensities		Maximum luminous intensity
		siteco

C-planes	0° 180°	5°	10°	15°	20°	25°	30°	35°	40°	45°
		175° 185° 355°	170° 190° 350°	165° 195° 345°	160° 200° 340°	155° 205° 335°	150° 210° 330°	145° 215° 325°	140° 220° 320°	135° 225° 315°
Luminous intensity in cd/klm										
γ										
0,0°	15.5	15.5	15.5	15.5	15.5	15.5	15.5	15.5	15.5	15.5
2,5°	15.5	15.5	15.5	15.5	15.5	15.5	15.5	15.5	15.6	15.6
5,0°	16.8	16.5	16.9	17.0	17.1	17.4	17.4	17.8	18.4	18.9
7,5°	28.2	27.5	26.3	24.4	21.9	20.0	18.7	18.4	19.9	22.1
10,0°	36.3	35.6	36.9	37.7	35.4	30.6	26.9	26.7	31.7	37.3
12,5°	61.7	59.2	58.1	52.3	52.7	51.5	52.5	51.3	52.7	51.2
15,0°	75.7	73.2	70.9	74.3	77.4	71.4	62.2	62.1	67.3	79.1
17,5°	106.8	105.8	105.4	97.0	94.1	89.4	87.4	86.9	78.4	87.8
20,0°	125.5	140.1	139.8	123.0	119.4	107.6	101.9	99.4	89.0	100.5
22,5°	163.6	164.4	163.1	147.0	146.9	133.3	115.5	110.0	88.1	102.0
25,0°	161.8	160.2	158.7	150.3	152.9	144.0	134.1	129.8	91.6	108.3
27,5°	182.9	189.1	182.6	163.8	157.8	144.5	138.1	135.0	95.6	125.6
30,0°	203.1	214.3	209.5	186.2	172.9	157.6	145.8	137.7	100.7	144.3
32,5°	214.7	220.2	213.4	199.2	188.6	181.1	169.4	157.4	115.3	168.7
35,0°	238.6	238.0	228.4	203.2	190.2	183.9	181.7	174.1	131.5	184.5
37,5°	260.3	265.9	250.3	221.7	202.6	187.9	179.6	179.1	138.1	202.2
40,0°	276.8	272.2	258.5	232.8	221.4	205.1	192.9	185.6	143.0	223.0
42,5°	293.6	293.8	271.3	246.5	225.5	210.0	217.6	195.0	147.7	236.3
45,0°	312.1	314.5	297.9	267.5	237.7	213.5	227.5	201.8	158.0	237.7
47,5°	320.2	332.7	326.0	298.8	253.2	225.6	245.9	209.8	167.1	247.2
50,0°	321.5	338.5	352.5	319.6	271.7	243.8	279.7	228.6	173.4	246.9
52,5°	327.8	339.9	353.2	334.8	294.4	278.5	305.6	243.1	177.6	240.4
55,0°	337.6	347.7	350.6	355.3	329.7	325.6	332.1	252.4	184.8	232.8
57,5°	348.4	357.6	355.2	367.6	370.7	367.2	357.5	251.1	191.0	222.1
60,0°	316.1	330.7	353.3	371.3	399.3	397.5	362.7	250.4	191.2	206.5
62,5°	262.2	285.3	321.5	356.4	399.5	405.8	357.6	244.1	193.9	190.1
65,0°	225.7	245.1	285.4	305.9	366.7	420.5	364.0	231.5	184.8	180.2
67,5°	217.1	240.8	278.1	289.3	349.9	428.3	340.4	211.6	188.6	163.6
70,0°	243.7	265.3	282.9	297.3	326.2	379.7	303.6	186.7	161.4	140.2
72,5°	260.3	265.5	264.5	282.6	318.2	344.1	266.2	166.0	134.1	101.2
75,0°	198.8	207.5	225.2	239.9	276.3	275.7	217.6	125.3	81.1	62.2
77,5°	163.8	152.8	151.8	165.7	177.5	167.3	145.7	73.2	39.9	49.2
80,0°	80.6	74.5	83.1	94.5	85.3	76.3	78.6	37.9	32.5	35.2
82,5°	13.8	13.9	15.2	15.5	15.3	15.5	16.0	14.4	13.0	12.1
85,0°	12.3	12.1	13.0	13.2	12.9	12.5	12.0	11.5	9.8	8.3
87,5°	10.7	10.9	11.3	11.3	11.1	10.7	10.3	9.7	8.3	7.0
90,0°	9.5	9.3	9.6	9.7	9.3	9.0	8.8	8.2	7.1	6.1
105,0°	6.4	6.4	6.4	6.3	6.0	5.9	5.6	5.4	5.2	4.9
120,0°	3.7	3.7	3.7	3.7	3.3	3.3	3.2	3.1	3.1	3.1
135,0°	1.3	1.3	1.3	1.3	1.3	1.3	1.3	1.3	1.3	1.2
150,0°	0.0	0.0	0.0	0.0	0.0	0.0	0.0	0.0	0.0	0.0
165,0°	0.0	0.0	0.0	0.0	0.0	0.0	0.0	0.0	0.0	0.0
180,0°	0.0	0.0	0.0	0.0	0.0	0.0	0.0	0.0	0.0	0.0

Photometric test report

Family CITY-LIGHT ELEGANCE LED	Order number: 5XA5265CF14H EAN: 4058352834855	LP number 57135_29
Table of values for luminous intensities		Maximum luminous intensity
		siteco

C-planes	50°	55°	60°	65°	70°	75°	80°	85°	90°	Phi-zone	Total Phi-zone
	130°	125°	120°	115°	110°	105°	100°	95°			
	230°	235°	240°	245°	250°	255°	260°	265°	270°		
	310°	305°	300°	295°	290°	285°	280°	275°			
γ	Luminous intensity in cd/klm									Luminous flux in lm/klm	
0,0°	15.5	15.5	15.5	15.5	15.5	15.5	15.5	15.5	15.5	0.0	0.0
2,5°	15.7	15.9	15.9	15.9	15.9	15.9	15.9	15.9	15.9	0.2	0.2
5,0°	19.5	20.3	20.8	21.1	21.3	21.4	21.4	21.5	21.5	0.5	0.7
7,5°	25.1	28.3	30.4	31.7	33.4	34.7	35.6	35.8	35.9	1.0	1.6
10,0°	42.9	45.6	47.1	47.8	47.8	47.9	47.3	47.9	47.3	1.9	3.5
12,5°	52.3	53.9	58.7	66.9	72.5	74.5	75.0	77.0	77.4	3.6	7.1
15,0°	84.6	81.2	84.9	86.3	89.3	90.8	90.8	91.1	91.8	5.6	12.7
17,5°	90.5	84.9	95.3	103.4	109.8	116.4	119.2	119.3	118.4	8.2	20.9
20,0°	104.3	103.3	114.3	115.5	116.8	127.0	135.0	138.7	141.2	11.0	31.8
22,5°	107.2	109.0	124.1	129.7	130.0	139.8	147.7	148.3	148.9	13.8	45.6
25,0°	110.0	115.1	135.0	140.5	140.6	147.3	154.3	155.0	156.7	16.0	61.6
27,5°	122.3	122.0	144.2	156.1	156.7	159.4	159.8	157.6	159.0	18.9	80.5
30,0°	145.0	138.2	154.7	166.3	167.4	166.8	167.1	165.7	166.1	22.3	102.7
32,5°	169.8	156.9	167.3	180.4	179.2	174.8	173.8	172.4	173.2	26.0	128.8
35,0°	191.1	187.7	188.5	191.3	190.5	183.4	180.4	179.0	179.9	29.8	158.6
37,5°	203.3	208.9	208.9	202.1	199.0	191.1	189.5	188.8	190.2	33.8	192.4
40,0°	220.4	221.2	225.3	212.4	205.5	198.5	199.0	198.6	200.5	37.7	230.1
42,5°	241.9	230.5	236.2	224.4	208.2	202.9	203.9	204.0	205.5	41.6	271.8
45,0°	256.2	243.7	240.9	230.7	209.4	205.6	206.9	206.5	207.8	45.4	317.2
47,5°	263.3	252.7	242.6	229.0	206.1	205.1	206.3	205.9	206.8	49.2	366.4
50,0°	267.7	255.0	239.4	221.3	200.3	200.2	202.5	202.1	203.5	52.6	418.9
52,5°	268.8	257.8	235.8	208.7	187.0	190.4	194.5	196.0	197.3	55.2	474.1
55,0°	266.1	258.4	228.4	194.2	171.8	175.9	181.8	185.6	188.1	57.8	532.0
57,5°	259.3	251.9	218.8	177.2	153.9	157.1	165.2	170.5	173.7	59.8	591.8
60,0°	246.8	237.3	201.5	161.0	136.2	132.9	141.6	149.7	152.6	59.4	651.2
62,5°	233.1	221.9	184.4	140.0	116.1	109.9	113.7	119.7	126.2	56.6	707.7
65,0°	219.0	205.4	165.6	122.5	95.6	87.3	86.8	88.9	90.9	52.6	760.4
67,5°	200.2	188.3	146.5	105.6	75.0	63.7	63.1	62.9	62.1	49.7	810.1
70,0°	178.4	166.9	124.7	89.7	61.6	44.6	41.9	40.9	41.7	46.3	856.4
72,5°	144.3	137.1	105.6	72.3	50.0	33.7	28.8	27.0	27.9	41.9	898.3
75,0°	115.8	118.7	89.4	54.8	35.7	26.8	22.6	20.3	20.6	33.9	932.2
77,5°	93.9	97.4	73.4	39.3	23.3	20.3	18.4	16.5	16.5	23.7	955.9
80,0°	39.9	44.4	32.8	22.2	17.3	16.1	14.9	13.8	13.5	12.7	968.6
82,5°	12.3	14.4	14.7	14.2	13.6	12.8	11.6	10.6	10.3	3.7	972.4
85,0°	8.1	10.2	10.6	10.4	10.4	10.4	9.9	8.9	8.8	3.0	975.3
87,5°	7.0	8.6	8.9	8.8	8.7	8.7	8.5	7.7	7.5	2.5	977.9
90,0°	5.8	7.2	7.4	7.5	7.5	7.5	7.3	6.9	6.7	7.6	985.4
105,0°	4.7	4.7	5.1	5.2	5.3	5.4	5.4	5.3	5.2	8.7	994.1
120,0°	3.0	3.0	3.0	3.0	3.0	3.2	3.2	2.8	2.1	4.5	998.7
135,0°	1.3	0.9	1.0	0.9	0.9	0.9	0.9	0.9	0.9	1.3	1000.0
150,0°	0.0	0.0	0.0	0.0	0.0	0.0	0.0	0.0	0.0	0.0	1000.0
165,0°	0.0	0.0	0.0	0.0	0.0	0.0	0.0	0.0	0.0	0.0	1000.0
180,0°	0.0	0.0	0.0	0.0	0.0	0.0	0.0	0.0	0.0	0.0	1000.0

Photometric test report

Family CITY-LIGHT ELEGANCE LED	Order number: 5XA5265CF14H EAN: 4058352834855	LP number 57135_29
------------------------------------------	----------------------------------------------------------------	------------------------------

Dimming levels table	environmental temperature: 25°C	siteco
-----------------------------	---------------------------------	---------------

Luminous flux %	Dimming level linear	Dimming level logarithmic	Luminous flux [lm]	Power consumption [W]	Power consumption [W]	Power consumption [W]
				start of lifetime	end of lifetime	average
100	254	254	2840	23.9	25.5	24.7
95	241	252	2695	22.5	24.0	23.2
90	229	250	2560	21.2	22.6	21.9
85	216	248	2415	19.9	21.2	20.5
80	203	246	2270	18.6	19.8	19.2
75	190	243	2124	17.4	18.5	18.0
70	178	241	1990	16.2	17.2	16.7
65	165	238	1845	14.9	15.9	15.4
60	152	235	1700	13.8	14.6	14.2
55	140	232	1565	12.7	13.4	13.0
50	127	229	1420	11.5	12.2	11.8
45	114	225	1275	10.3	11.0	10.6
40	102	221	1140	9.4	9.9	9.6
35	89	216	995	8.2	8.7	8.4
30	76	210	850	7.2	7.6	7.4
25	63	203	704	6.2	6.5	6.4
20	51	195	570	5.3	5.5	5.4
15	38	184	425	4.2	4.4	4.3
15	37	183	414	4.1	4.3	4.2